

Walsall Children's Services Corporate Parenting Board Quarter 1

Please Note: 2021-22 benchmarking data is not yet available so comparisons are against 2020-21 data. Provisional 2021-22 data has been included where available but is subject to change on verification



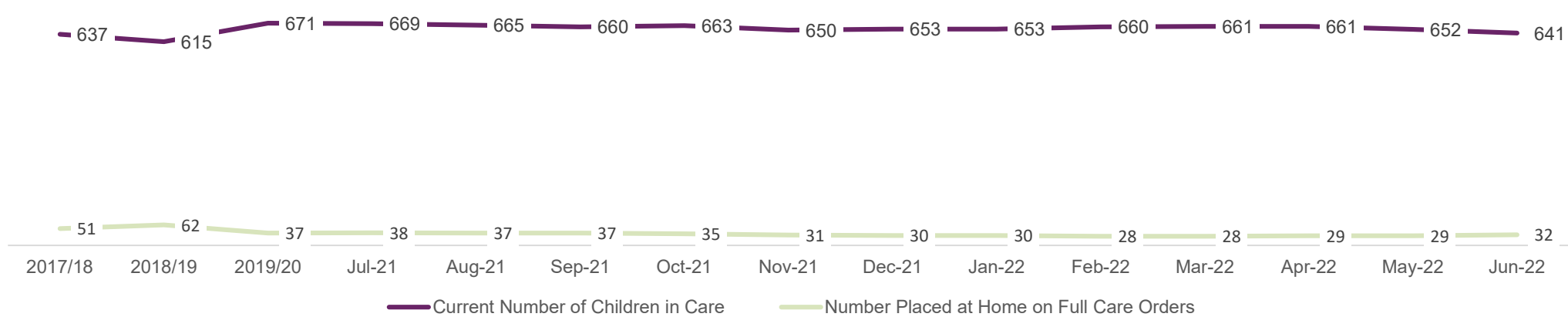
Walsall Council

PROUD OF OUR PAST OUR PRESENT AND FOR OUR FUTURE

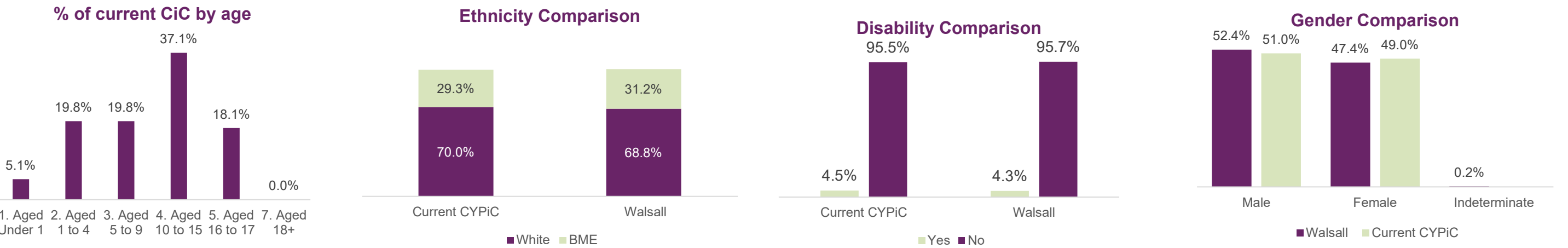
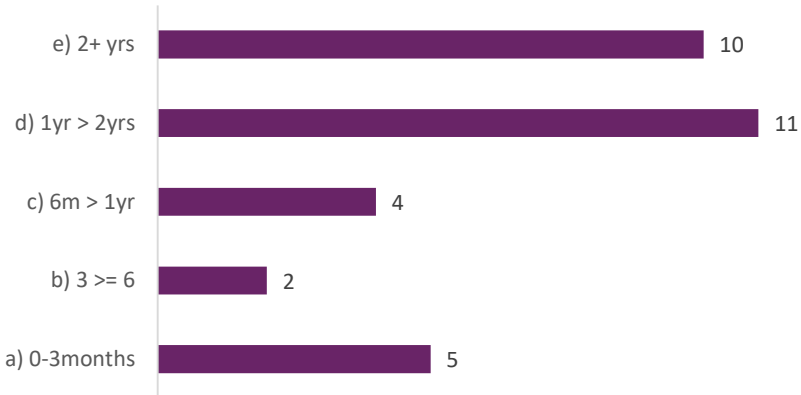
Current Children in Care (CiC) Profile



Number of Children in Care in Walsall (12 Month Rolling)



Length of Time placed at home on full care orders

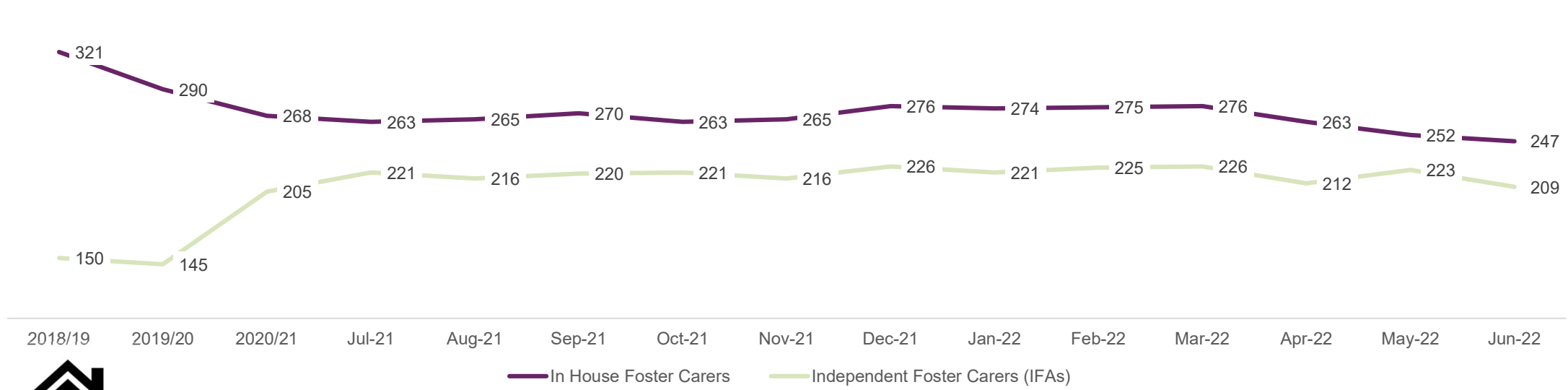


Commentary

Demographic data has been taken from the 2020 mid-year population estimates. A slightly lower proportion of Children in Care are from BME backgrounds compared to the Walsall Child and Young Person population (0-17s). A slightly higher percentage of Children in Care have a disability (4.5%), compared to the overall 0-17 population (4.3%). A slightly lower percentage of Children in Care are male (51.0%) compared to the overall 0-17 population of Walsall (52.4%).

The current Children in Care population has continued to decrease slightly from 661 at the end of 2021/22 to 641 at the end of Q1 of the current year (2022/23). The current rate of 95 per 10,000 remains below that of our statistical neighbours but is still higher than the 2020/21 England and West Midlands averages. We currently have 32 children placed at home on full care order, this is a slight decrease from 28 at the end of Q4. 21 of the 32 have been placed at home for over a year. Work is continuing with the courts to revoke care orders for children who are placed at home where appropriate.

Breakdown of Foster Placements (12 Month Rolling)



The number of CiC placed with in house foster carers and IFA's has increased but remains fairly stable.



% CiC placed 20 mile+ from home, outside of LA boundary

84

13.4%

2020/21 Walsall = 11.0%
2019/20 Walsall = 10.0%
2020/21 West Midlands = 14.0%
2020/21 Stat Neighbours = 16.3%
2020/21 England = 16.0%

% CiC 3 or more placements in a year

45

7.0%

2021/22 (prov) = 6.5%
2020/21 Walsall = 7.0%
2019/20 Walsall = 9.0%
2020/21 West Midlands = 8.0%
2020/21 Stat Neighbours = 7.1%
2020/21 England = 9.0%

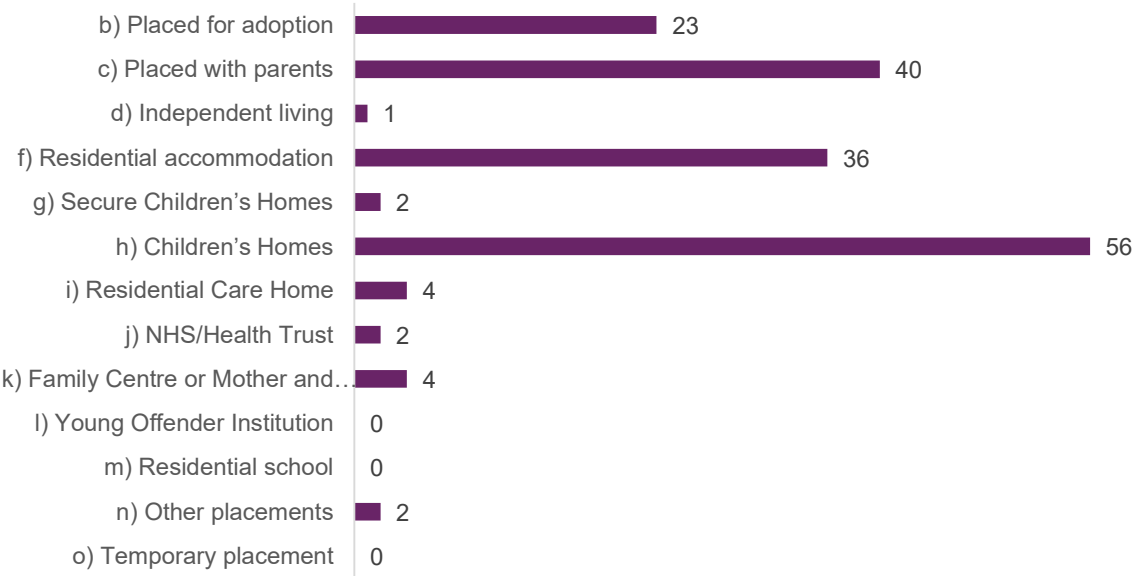
% of CiC in same placement for over 2 years if CLA for over 2.5 years

201

73.1%

2020/21 Walsall = 67.0%
2019/20 Walsall = 66.0%
2020/21 West Midlands = 71.0%
2020/21 Stat Neighbours = 71.5%
2020/21 England = 70.0%

Current CiC by Placement Type (non-fostered)



Commentary

Trends for children placed with in house foster carers have decreased during the first quarter of 2022/23. Currently Walsall has 247 children placed with in house foster carers, lower than the out-turn for 2020-21. Walsall has 209 children placed with independent fostering agencies. Slight fluctuations during quarter one this year.

13.4% of Walsall's CiC are placed 20 plus miles from their home address this is an increase on the 2020-21 out-turn. 7.0% of the CiC population have had 3 or more placements within a year. This is identical to the 2020-21 out-turn. The percentage of CiC in the same placement for over 2 years if CiC for over 2.5 years (73.1%) is also improving and is slightly higher than regional and statistical neighbour averages for 2020/21.

Statutory Visits and Reviews



% Visits undertaken to timescale

Where a statutory visit has been undertaken to timescale in accordance with the childs plan.

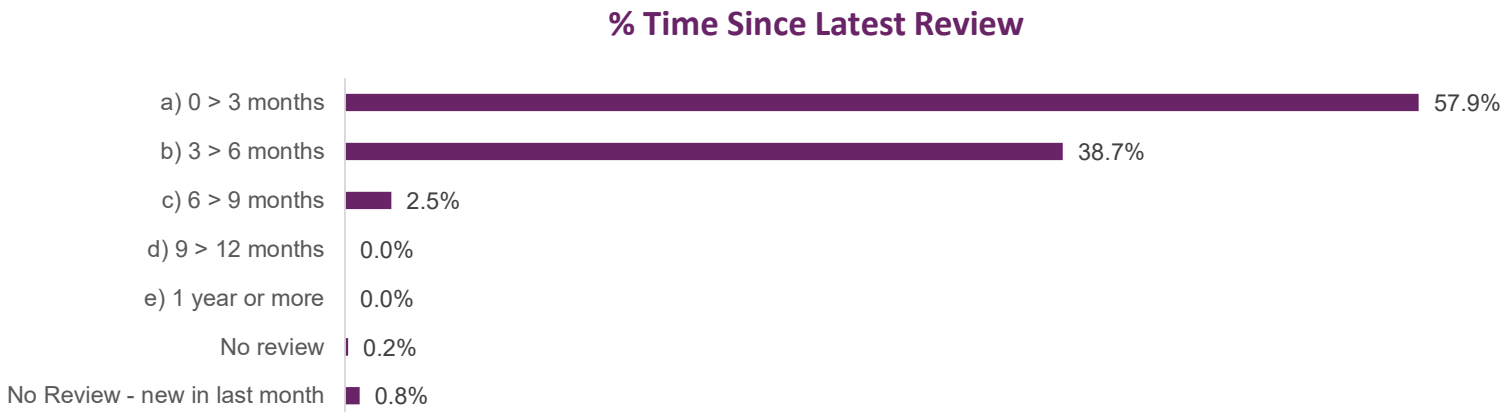
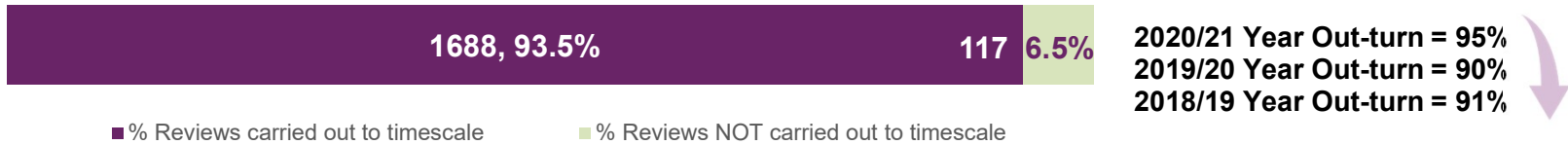
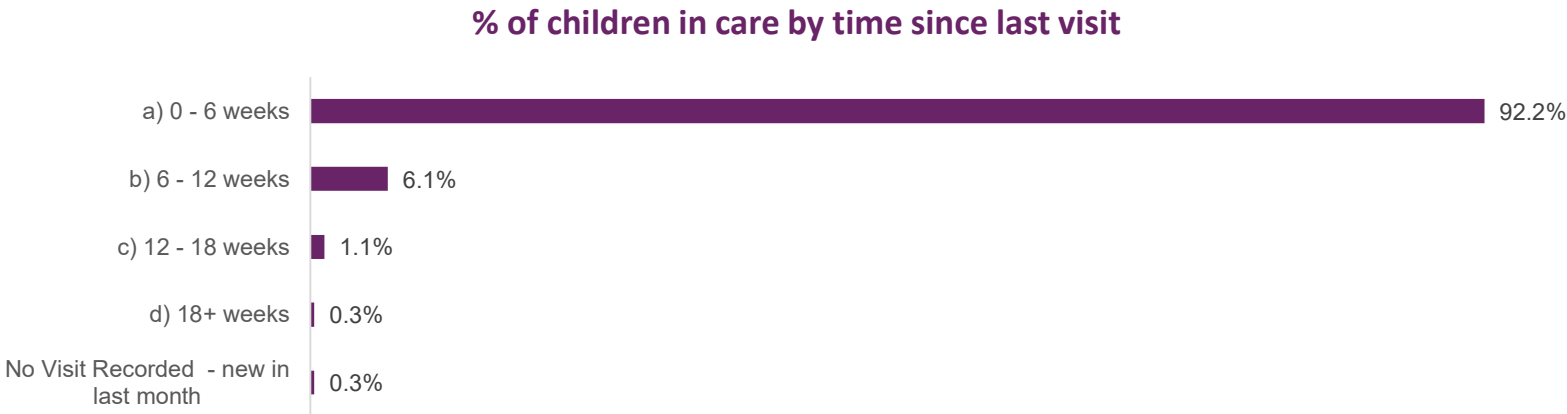
Time Since Last Visit Undertaken	Number	%
a) 0 - 6 weeks	591	92.2%
b) 6 - 12 weeks	39	6.1%
c) 12 - 18 weeks	7	1.1%
d) 18+ weeks	2	0.3%
No Visit Recorded - new in last month	2	0.3%
Total	641	100.0%



Reviews carried out within timescale (12month Rolling)

Where reviews for children looked after are carried out within timescale

Time Since Latest Review	Number	%
a) 0 > 3 months	371	57.9%
b) 3 > 6 months	248	38.7%
c) 6 > 9 months	16	2.5%
d) 9 > 12 months	0	0.0%
e) 1 year or more	0	0.0%
No review	1	0.2%
No Review - new in last month	5	0.8%
Total	641	100.0%



Commentary

The proportion of CiC where a statutory visit has been undertaken to timescale in accordance with the child’s plan is 88.1% with 92.2% seen within 6 weeks of the previous visit or coming in care. There were 2 CiC with no visits recorded as 30th June 2022, these are new children who have entered into care during the month.

93.5% of reviews have been undertaken within timescales. 96.6% of current Children in Care have had a review within the last 6 months. 0.2% (1) children currently have overdue reviews, however, this review will have been completed on time and will be in the process of being recorded (IROs have 20 working days from the date of review to write their reports).

Views of the child



% CiC Reviews where the childs views were recorded (12 month rolling period)

The proportion of CiC reviews where the child's views were recorded (this is where the review took place and a "PN" code has been selected)



2020/21 Year Out-turn = 99%
2019/20 Year Out-turn = 100%
2018/19 Year Out-turn = 100%



% CiC Reviews where the child attended their review (12 month rolling period)

The proportion of CiC reviews where the child's physically attends their review.

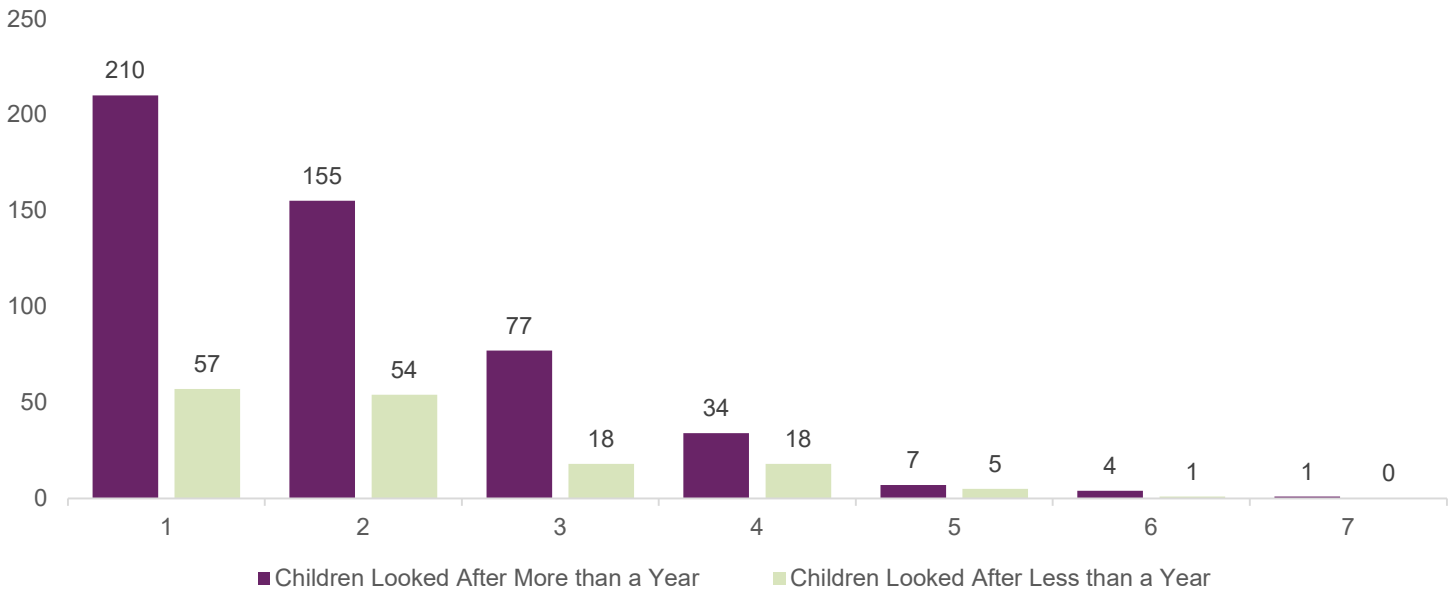


2020/21 Year Out-turn = 64%
2019/20 Year Out-turn = 57%
2018/19 Year Out-turn = 58%



Type of Participation at Review (12 month rolling period)	Number	%
PN0 - child under 4 at time of review	422	N/A
PN1 - child attends and speaks for themselves	785	60.7%
PN2 - child attends and an advocate speaks for them	37	2.9%
PN3 - child attends and conveys their views non-verbally	18	1.4%
PN4 - child attends; does not speak for themselves / convey their views	25	1.9%
PN5 - child does not attend but asks advocate to speak for them	84	6.5%
PN6 - child does not attend but conveys their feelings to the conference	264	20.4%
PN7 - child does not attend nor conveys their view to the conference	25	1.9%
Total Reviews	1715	
No Participation Code Reported	0	0.0%

Number of Social Workers children have had in the past 12 months



Commentary

The child's views were recorded at 100.0% of CiC reviews. This is in line with the out-turns for the previous three years and remains very positive performance.

73.3% of children attended their review in the previous 12 months. This is a significant increase compared with previous years and has been supported and enabled through the increased use of technology.

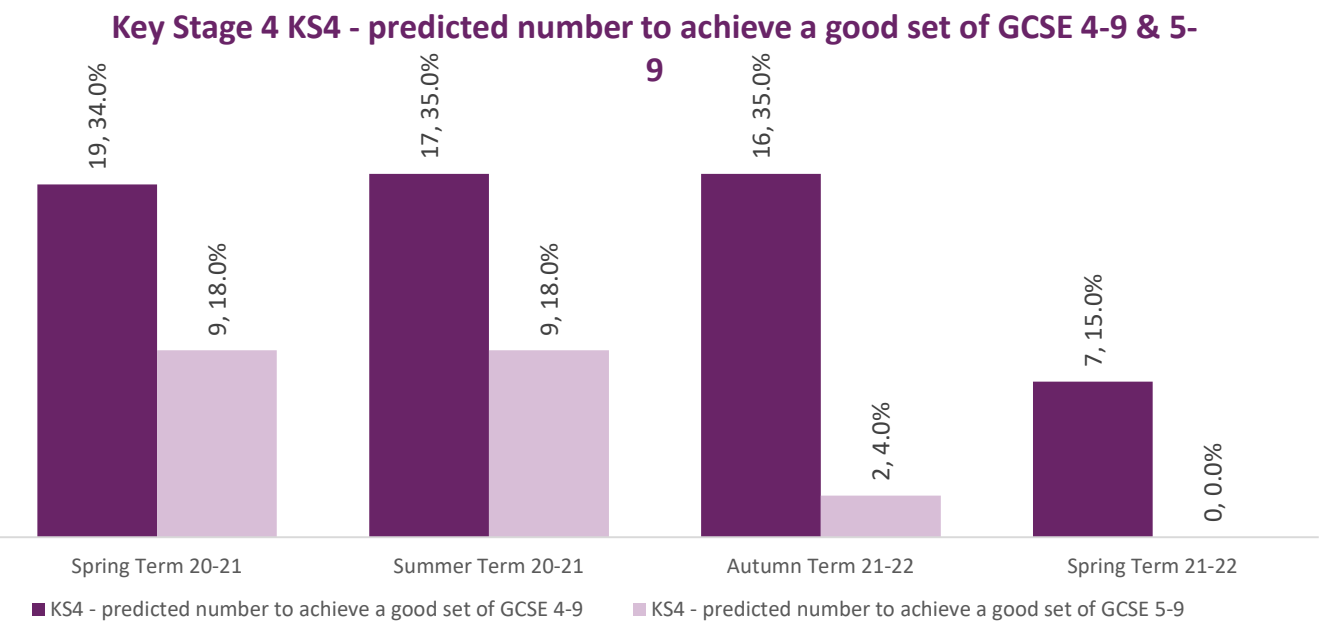
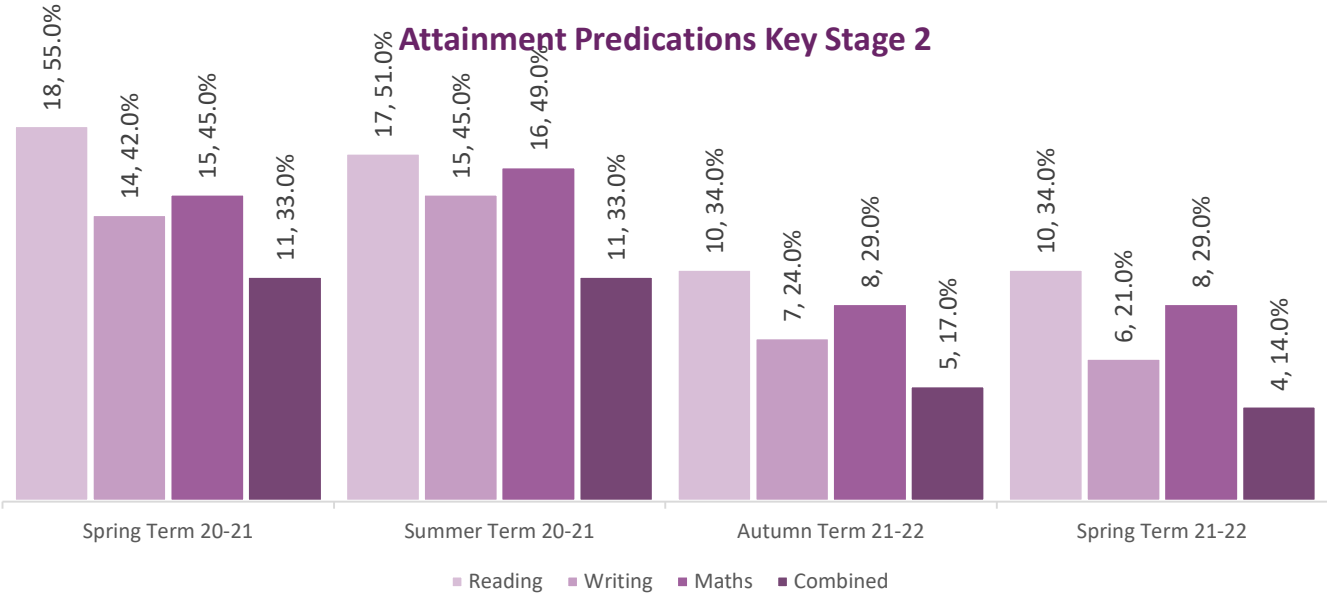
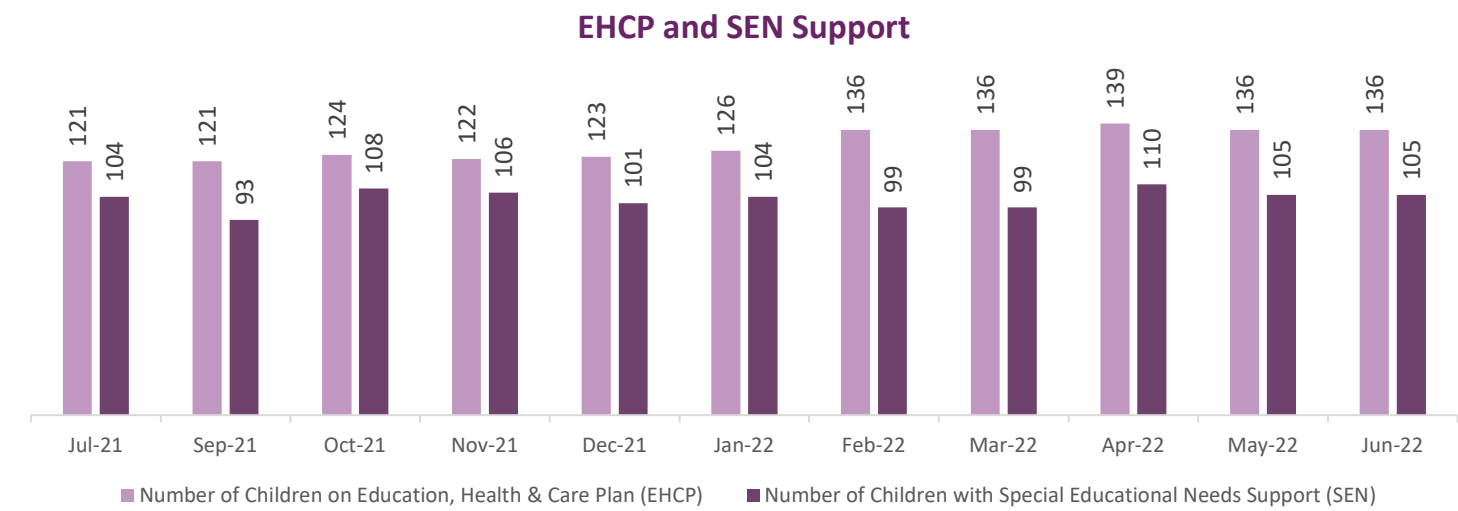
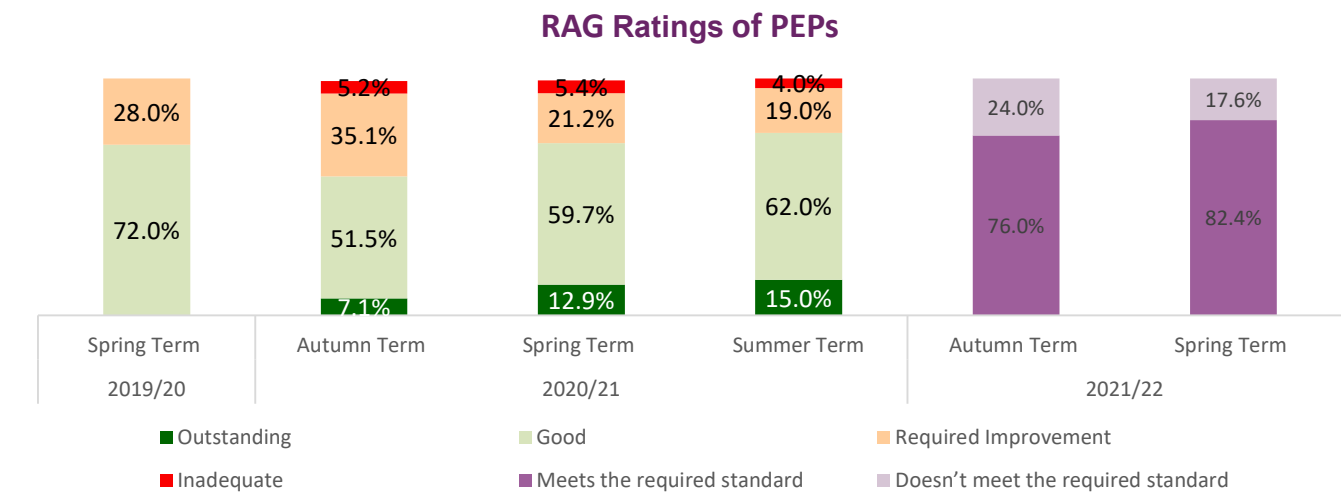
The number of children experiencing a change of social worker has decreased slightly compared to the previous quarter. The number of CiC for more than 1 year who have remained with the same social worker for the past 12 months is 210. This has increased slightly from 205 at the end of the previous quarter.

Education



RAG Ratings of PEPs

The quality assurance process changed in 2021/22 from being rated inadequate, requires improvement, good and outstanding, to meets the required and standard and doesn't meet required standard this enables us to distinguish between very good and very poor PEPs'.



Commentary

Please Note - The quality assurance process for the rating of completed PEPs has changed from a "RAG" system to "Meets the required standard" and "Doesnt meet the required standard"

KS2 -The percentage of children predicted to achieve the expected level of attainment for KS2 combined in reading, writing and maths in spring 2021-22 was 14% which is a significant decrease compared to spring 2020-21 (33%).

KS4 -The percentage of children predicted to achieve a good set of GCSE (4-9) reported in spring 2021-22 was 15% which is a decrease compared to spring 2020-21 (15%). The percentage of children predicted to achieve a good set of GCSE (5-9) reported in autumn 2021-22 is 4% which is a significant decrease compared to autumn 2020-21 (13%).

The number of children with an EHCP has been increasing throughout the year and is at 136, compared with 114 in April 2020.

The number of children with SEN support has decreased from 114 in April 2021 to 99 in March 2022, September 2021 (93) was the lowest month in the year.

Health and Well-being



% Initial Health Check Completed in Timescale

Assessments in timescale of CiC admission for those in care for 28 days or more (12 month rolling figure)

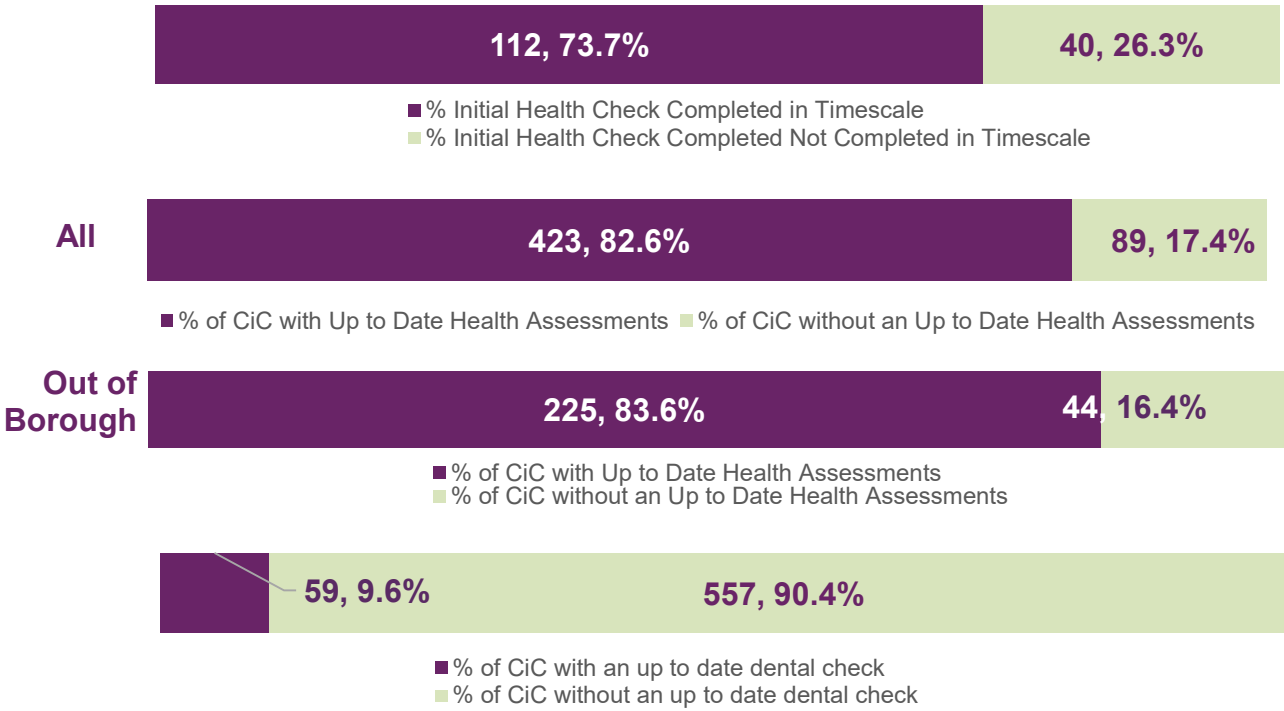
% of CiC with Up to Date Health Assessments

Where the child is over 5 and has been in care for over a year



% of CiC with an up to date dental check

Where the child is over 5 and has been in care for over a year



2020/21 Year Out-turn = 75%
2019/20 Year Out-turn = 49%
2018/19 Year Out-turn = 75%

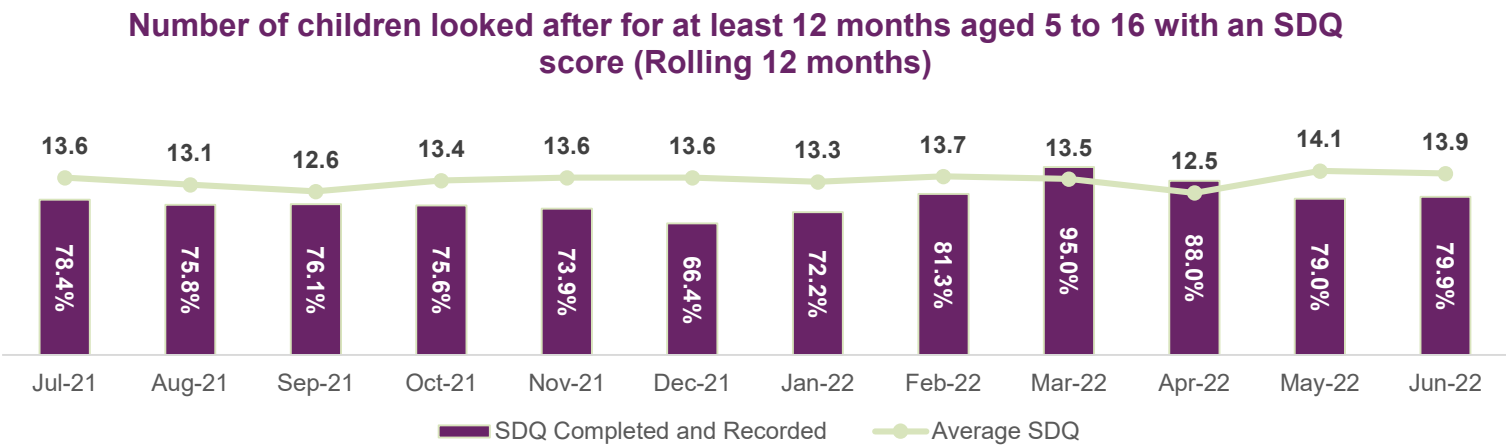
2021/22 (Prov) = 91%
2020/21 Walsall = 85%
2019/20 Walsall = 80%
2019/20 West Midlands = 87%
2019/20 Stat Neighbours = 90%

2021/22 (Prov) = 88%
2020/21 Walsall = 43%
2020/21 Walsall = 92%
2020/21 West Midlands = 33%
2020/21 Stat Neighbours = 33%

Strength and Difficulties Questionnaire (SDQ)

The Strengths and Difficulties Questionnaire should be completed for every child looked after for at least 12 months and aged 5 to 16 years-old.

Average SDQ Score				
13.9				
Breakdown				
Score	Considered	Number	% of those eligible for SDQ	% against all Children
Score 0 - 13	Normal	245	55%	39.7%
Score 14 - 16	Borderline	52	12%	8.4%
Score 17 - 40	Cause for Concern	151	34%	24.5%



Commentary

Performance shows a slight decrease in the number of children in care have up to date health checks just under 82.1%, compared to 85% at the end of 2020/21. There has been a decrease in the percentage of children whose initial health checks are done on time 73.7% currently compared to 77% at the end of Q4 2021/22. Social Care and Health colleagues continue to work closely together to ensure that processes for notifying health when a child enters care are robust and the finalisation of health assessments is timely.

The Dental checks indicator is an indicator that increases month on month, and significant change is seen quarter upon quarter, however, provisional data shows that at the end of 2021-22 88% of children had up to date dental checks - a significant improvement on the previous year.

The proportion of SDQ's completed and recorded has decreased significantly from March (95%) compared to 79.9% June 2022. The average SDQ score is currently 13.9. This remains relatively consistent. 151 children currently have an SDQ score that suggests there may be a cause for concern in their emotional and mental well-being based on the answers they gave to the questionnaire.

Care Leavers



Care Leavers in touch

Care Leavers where the local authority is in touch aged 19-21



Care Leavers in suitable accomodation

Care Leavers whos accommodation is classed as suitable for ages 19-21 (excluding 'gone abroad', 'deported' and 'residence not known')



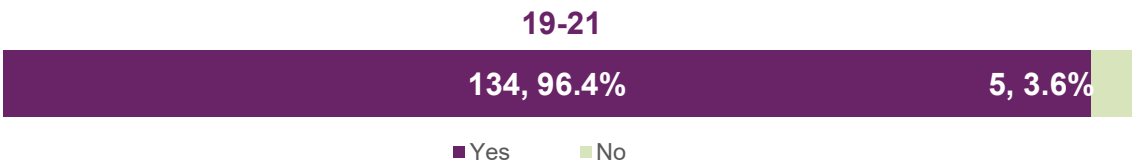
Care Leavers in Education, Employment or Training

Education, Employment and Training of Care Leavers aged 19-21

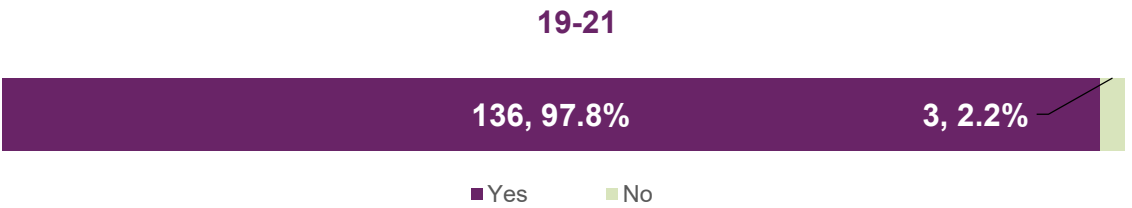


Care Leavers available to work - All Ages

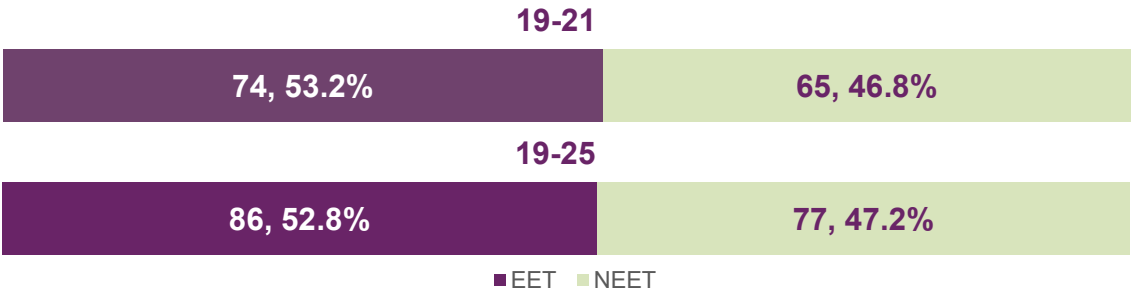
Care Leavers who are availble to work this excludes all those that are not available for the labour market due to illness/disability, pregnancy or young mothers or being in custody. (NALM)



2021/22 (Prov) = 94%
2020/21 Year Out-turn = 94%
2020/21 West Midlands = 95%
2020/21 Stat Neighbours = 96.7%
2020/21 England = 95%

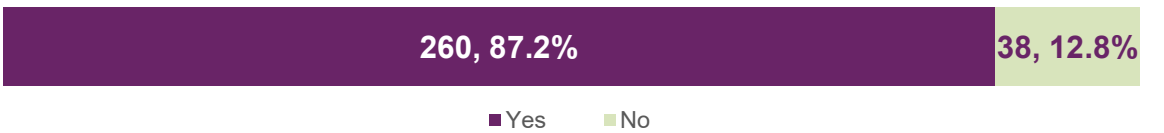


2020/21 Year Out-turn = 89%
2019/20 Year Out-turn = 89%
2020/21 West Midlands = 87%
2020/21 Stat Neighbours = 89.5%
2020/21 England = 88%



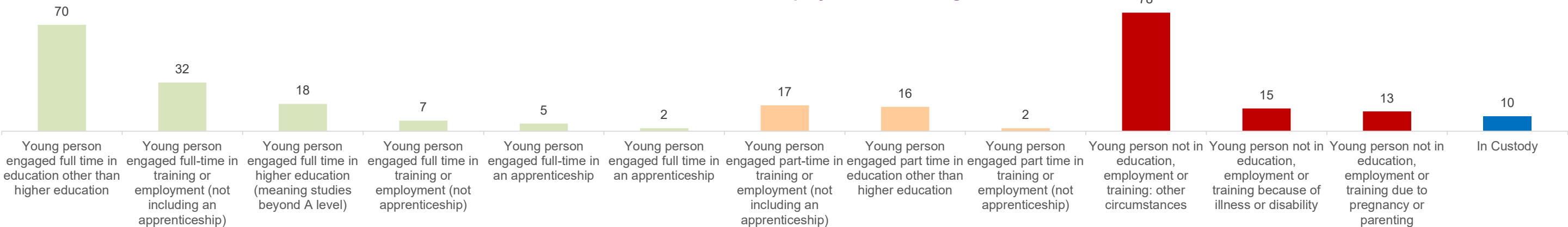
2021/22 (Prov) = 54%
2020/21 Year Out-turn = 51%
2020/21 West Midlands = 50%
2020/21 Stat Neighbours = 46.4%
2020/21 England = 52%

2020/21 Year Out-turn = 54%
2019/20 Year Out-turn = 74%
2018/19 Year Out-turn = 63%



2020/21 Year Out-turn = 86%
2019/20 Year Out-turn = 86%

Current Care Leavers cohort in Education, Employment or Training Status

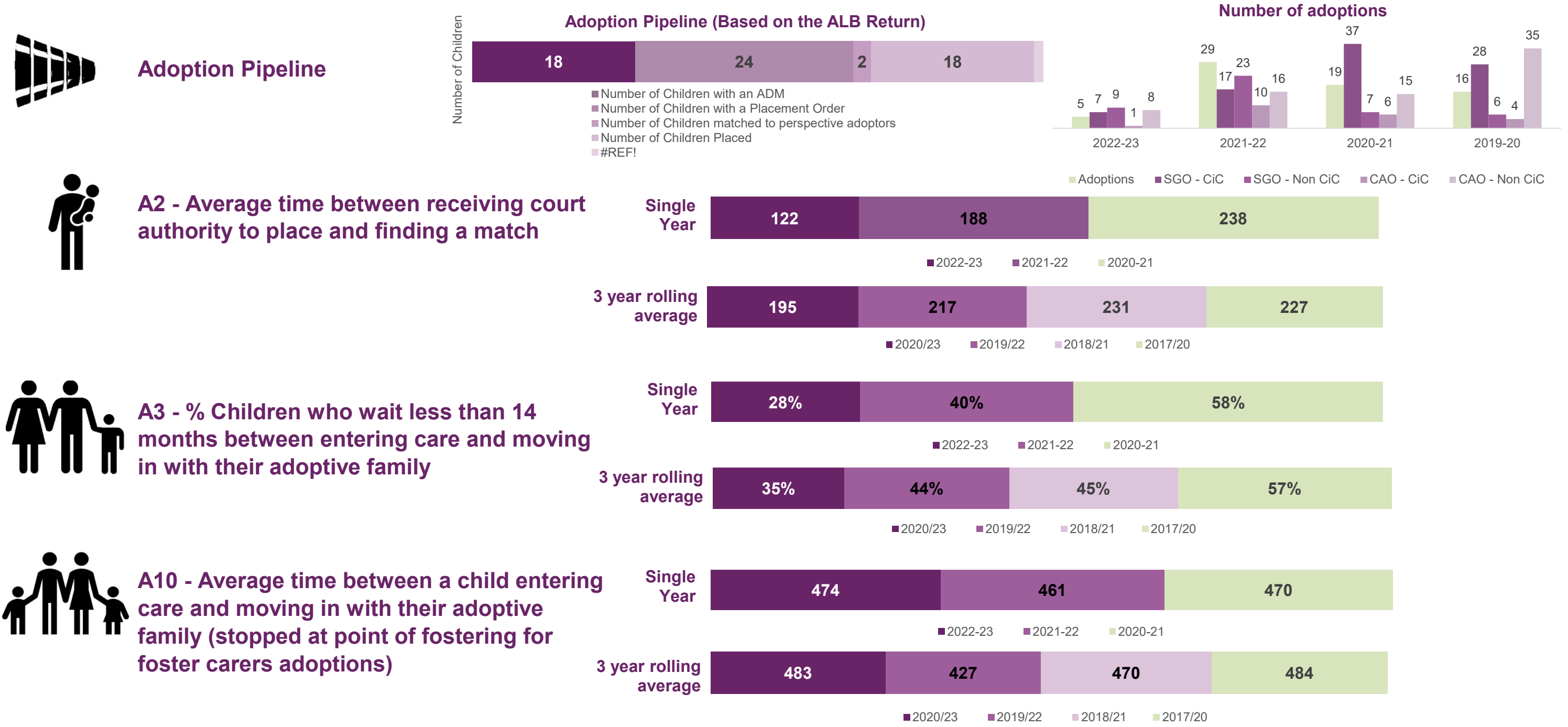


Commentary

The percentage of 19-21 year old care leavers in education, employment or training at the end of quarter 1 of 2022-23 was 53.2%, following a provisional out-turn of 54%. The 19-25 cohort has also seen a slight decrease during quarter 1.

87.2% of care leavers are available to work - excluding those not available for the labour market (NALM) due to illness, disability, pregnancy or being a young mother or because they are in custody. 10 of Walsall's care leavers are currently in custody. The number of of care leavers in suitable accommodation remains high with 97.8%.

Adoption and Permanency



Commentary

There were 29 adoptions during 2021/22 based on the latest ALB data. In 2022/23 so far 5 were children were adopted.

So far during the current year, children have a current waiting less time than in 2021/22 between receiving court authority to place and finding a match - this was 188 days previously compared to 122 days in 2022/23. 35% of Children wait less than 14 months between entering care and moving in with their adoptive family. Between April 2022 and June 2022, 16 Children have ceased to be looked after due to special guardianship orders (7 - from care and 9 - not from care) and 9 due to child arrangement orders (1 - from care and 8 - Non not from care).