

Public Health Outcomes Framework (PHOF) – 3x3 matrix

1. Purpose

To update the HWBB on the public health outcomes framework (PHOF) “3x3 Matrix Tool”. This tool provides “conversation starters”, by visually highlighting indicators as they compare to benchmarks as well as showing trends.

2. Recommendations

- 2.1 Members note the detail of this report.
- 2.2 Utilise the 3x3 matrix outside of this Board, to open up discussions and subsequent action both within and outside the Council, on how to improve public health outcomes.
- 2.3 Members note, that incorporating health and wellbeing considerations into decision making across sectors and policy areas, it can make a significant contribution to improving wellbeing for the people of Walsall.
- 2.4 Members note, that the 3x3 matrix has been showcased throughout the organisation and continues to evolve over time with amendments to further enhance its capability.

3. Report detail

- 3.1 The Public Health Outcomes Framework (PHOF) sets out a high-level overview of public health outcomes, at a national and local level. An [interactive web tool](#) makes the PHOF data available publicly. This allows local authorities to assess progress in comparison to national averages and their peers, and develop their work plans accordingly.
- 3.2 Our health and thus public health outcomes are influenced directly and indirectly by our social and community networks and the physical, social and economic contexts in which we live (figure 1).

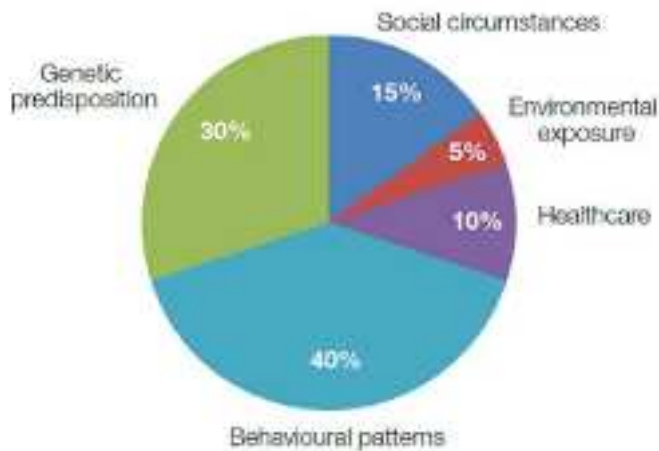


Figure 1. The proportional contribution to premature death. [PHE](#)

- 3.3 The socio-economic and environmental determinants of health taken together are the prime drivers of our health and wellbeing, followed by our health behaviours (for example, whether and how much we smoke and/or drink alcohol, what we eat and how physically active we are), health care, and finally genetic and physiological factors. To improve population health, we have to focus as much on those factors that lie outside the health and care system as those within it.
- 3.4 Local Authorities, with their partners e.g. through the Health and Wellbeing Board, are well placed to take a collaborative approach to improving the wellbeing of all people in Walsall. This can be achieved by incorporating health considerations into decision-making across sectors and policy areas based on the recognition that our greatest health and wellbeing challenges are highly complex and often linked through the social and economic determinants of health and wellbeing (fundamental of health).
- 3.5 To provide a quick overview of over 200 indicators within the PHOF, a simple 'PHOF 3x3 Matrix' has been developed (Figure 2). The indicators are categorised whether their trend is **improving**, **similar** or **deteriorating** and how Walsall compares to statistical* neighbours – statistically better, similar or worse (3x3). The PHOF matrix can be interactively accessed [here](#).

(* 15 areas with similar characteristics to Walsall e.g. Bolton, Derby, Wolverhampton)

Figure 2a – PHOF 3x3 matrix for Walsall



Figure 2b – Indicator Plot of 3x3 matrix for all PHOF Domains

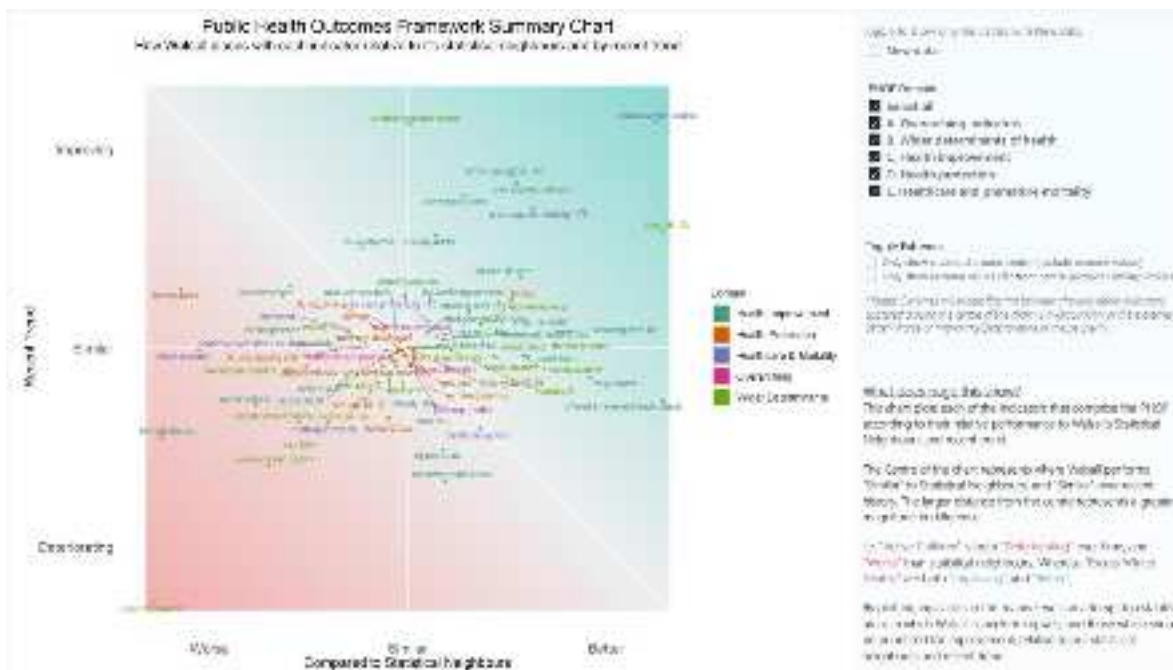
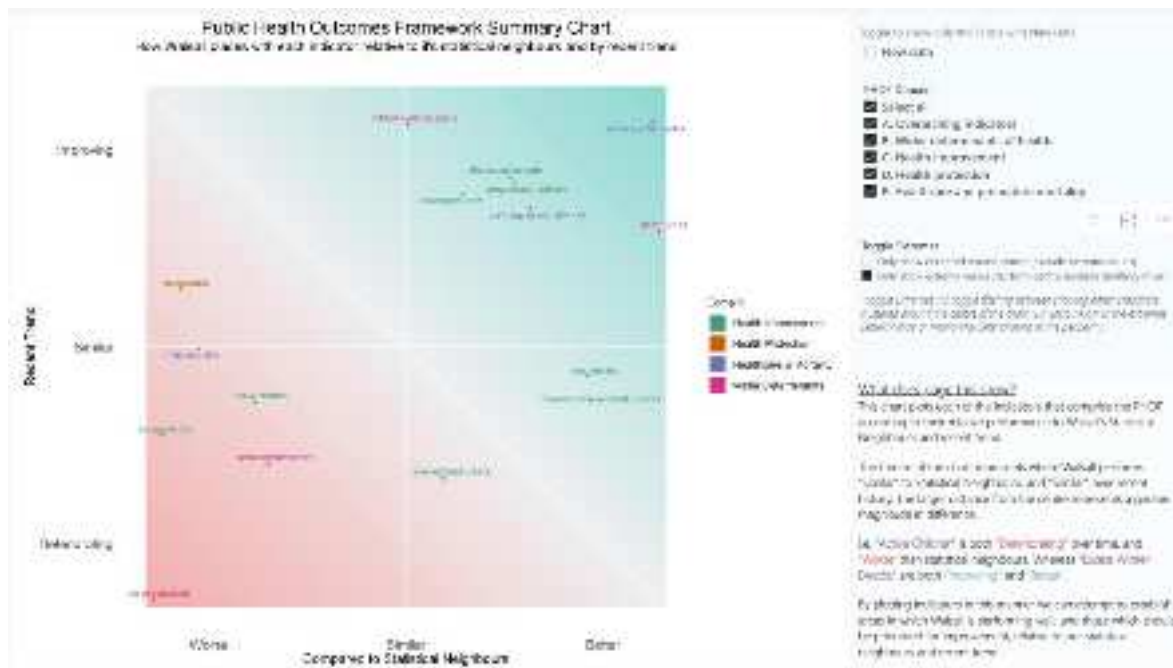


Figure 2 – Indicator Plot of 3x3 matrix for outliers



- 3.6 The matrix aims to be a ‘**conversation starter**’ on action that could be taken to improve outcomes. The underlying principles of a public health approach to improve outcomes is:
- focused on a defined population, often with a health risk in common
 - with and for communities
 - not constrained by organisational or professional boundaries
 - focused on generating long term as well as short term solutions
 - based on data and intelligence to identify the burden on the population, including any inequalities and
 - rooted in evidence of effectiveness to tackle the problem.

These principles are being applied to the PHOF 3x3 matrix to review our current approach to improve outcomes.

- 3.7 Note there are caveats to the matrix, for example, data is updated annually and provides a picture in time. To enrich local action, local data (where available) as well as local knowledge and expertise will help shape future action.
- 3.8 A **key positive finding** to report is there are currently **21** indicators in the matrix which are **improving** over time and show that outcomes for Walsall residents are significantly **better than our peers**. A full list is available [here](#), but examples include:
- excess winter deaths

- under-16 and under-18 conception rates
- pregnant mothers who are smoking at time of delivery

- 3.9 The matrix also demonstrates there are **31** indicators which are **deteriorating** overtime and where outcomes for Walsall residents are **worse compared to our peers**. This offers a focus for further discussion on shared problem solving and action across the Walsall Proud Partnership. A full list is available [here](#), but examples include:
- Noise complaints
 - Carers not having as much social contact as they would like
 - Life satisfaction in the local population

This decline in measures of loneliness and life satisfaction are also reflected in the National [Quality of Life](#) and [Individual and Community Wellbeing](#) Surveys. This highlights the great importance of our comprehensive [Mental Wellbeing Walsall Strategy](#), to promote and optimise good mental health and wellbeing in our residents.

- 3.10 It is also important to note those indicators which show our Walsall residents have *similar outcomes to our peers*, as it could be argued they are ‘on the cusp’ of both *improving* and getting *better* or *deteriorating* and getting *worse*. Examples include; alcohol related admissions to hospital, healthy life expectancy and certain vaccination coverage.
- 3.11 The matrix updates automatically when data is available and monitoring of indicators will continue. This matrix has proved a useful starting point to assess performance on public health outcomes and is assisting with generating further discussions and action around financial planning, meeting needs of the population and generating efficiencies.
- 3.12 Colleagues are encouraged to utilise and engage with the matrix and use the public health principles in meetings they attend to further enhance and probe conversations which aim to take positive action to maximise health and wellbeing for Walsall residents.
- 3.13 To conclude, the ‘3x3 matrix’ and approach is an enabler, allowing for a quick and effective sense check of performance in relation to indicators included within the PHOF. This can facilitate further action across the council and its partners to provide assurance on next steps and challenge in areas where outcomes could be further improved.

4. Implications for Joint Working arrangements

Improving the measures in PHOF and ultimately reducing health inequalities is a key outcome within the PHOF. Understanding the key causes and drivers of inequalities and taking proportionate action to reduce health inequalities is the ultimate aim for the DPH.

5. Health and Wellbeing Priorities

HWBs have a statutory duty to ensure they have a JSNA and HWBS in

place. Utilising the 3x3 grid, and comparing Walsall with statistical neighbours, allows focused action and an ability to work collaboratively to make a difference which will then assist to identify local priorities and develop local plans to improve the health and wellbeing of our population and reduce health inequalities.

Background papers

The Office for Health Improvement and Disparities (OHID) Public Health Outcomes Framework, is available - [Public Health Outcomes Framework \(PHOF\)](#)

Authors

Stephen Gunther

Director of Public Health

☎ 07818 538715

✉ stephen.gunther@walsall.gov.uk

Emma Thomas

Deputy Head of Service and Partnerships Lead, Business Insights

☎ 07944 274445

✉ emma.thomas@walsall.gov.uk

Dr Claire J. Heath

Directorate Lead for Public Health and Council Services, Business Insights

✉ claire.heath@walsall.gov.uk