

PROUD OF OUR **PAST**, OUR **PRESENT** AND FOR OUR **FUTURE**

Covid-19 in Walsall

Produced by the Public Health Intelligence Team



Walsall Council



IMPROVE
outcomes and
customer experience



IMPROVE
employee satisfaction
and engagement



IMPROVE
service efficiency
and performance

Latest Barometer

KPI	Latest Data	Comments	Source																																																												
1	<p>Weekly incidence (number of new cases)</p> <p>582 Cases (14th Apr to 20th Apr)</p>	<p>31% decrease in a week</p>	<p>UKHSA situation awareness explorer (last refreshed 27 Apr)</p>																																																												
2	<p>Rate per 100,000</p> <p>Specimen week ending date</p>	<p>The rate is currently at 203.0 per 100,000 population.</p> <p>Walsall ranked 238/309 English LTLAs</p> <p>Each bar represents a rate for positive cases over 7 days. RAG dependent on latest rate.</p>	<p>UKHSA situation awareness explorer (last refreshed 27 Apr)</p>																																																												
3	<p>Weekly Positivity (% testing +ve PCR only)</p> <p>8.0% (Pillar 1 & 2 combined) as of 20th Apr</p>	<p>Benchmark: Birmingham & Black Country: 7.5% England: 7.3%</p>	<p>UKHSA situation awareness explorer (last refreshed 27 Apr)</p>																																																												
4	<table border="1"> <thead> <tr> <th>Age group</th> <th>1st dose%</th> <th>2nd dose%</th> <th>Booster%</th> </tr> </thead> <tbody> <tr><td>5-11</td><td>5%</td><td>1%</td><td>0%</td></tr> <tr><td>12-15</td><td>49%</td><td>26%</td><td>7%</td></tr> <tr><td>16-17</td><td>63%</td><td>45%</td><td>28%</td></tr> <tr><td>18-29</td><td>69%</td><td>63%</td><td>48%</td></tr> <tr><td>30-39</td><td>74%</td><td>69%</td><td>57%</td></tr> <tr><td>40-49</td><td>82%</td><td>80%</td><td>70%</td></tr> <tr><td>50-54</td><td>89%</td><td>87%</td><td>82%</td></tr> <tr><td>55-59</td><td>90%</td><td>89%</td><td>86%</td></tr> <tr><td>60-64</td><td>92%</td><td>91%</td><td>91%</td></tr> <tr><td>65-69</td><td>93%</td><td>92%</td><td>93%</td></tr> <tr><td>70-74</td><td>95%</td><td>95%</td><td>96%</td></tr> <tr><td>75-79</td><td>97%</td><td>96%</td><td>97%</td></tr> <tr><td>80+</td><td>96%</td><td>96%</td><td>96%</td></tr> <tr><td>Overall</td><td>72.32%</td><td>67.75%</td><td>74.82%</td></tr> </tbody> </table>	Age group	1st dose%	2nd dose%	Booster%	5-11	5%	1%	0%	12-15	49%	26%	7%	16-17	63%	45%	28%	18-29	69%	63%	48%	30-39	74%	69%	57%	40-49	82%	80%	70%	50-54	89%	87%	82%	55-59	90%	89%	86%	60-64	92%	91%	91%	65-69	93%	92%	93%	70-74	95%	95%	96%	75-79	97%	96%	97%	80+	96%	96%	96%	Overall	72.32%	67.75%	74.82%	<p>Black Country & West B'ham CCG First dose: 68.27% Second dose: 63.69% Booster (3rd dose): 74.19%</p> <p>Note: Booster percentage denominator is the population <u>currently eligible</u> for the booster.</p>	<p>IMS Reporting (last refreshed 27 Apr)</p>
Age group	1st dose%	2nd dose%	Booster%																																																												
5-11	5%	1%	0%																																																												
12-15	49%	26%	7%																																																												
16-17	63%	45%	28%																																																												
18-29	69%	63%	48%																																																												
30-39	74%	69%	57%																																																												
40-49	82%	80%	70%																																																												
50-54	89%	87%	82%																																																												
55-59	90%	89%	86%																																																												
60-64	92%	91%	91%																																																												
65-69	93%	92%	93%																																																												
70-74	95%	95%	96%																																																												
75-79	97%	96%	97%																																																												
80+	96%	96%	96%																																																												
Overall	72.32%	67.75%	74.82%																																																												

- Walsall has had a **31% decrease** in new cases in the last week, bringing the weekly number of new cases down to **582**
- Trends are reducing with a rate currently at **203 per 100,000 population**
- The ranking for Walsall has increased to **238 out of 309** (where rank 1 is the highest rate in England)
- The weekly positivity has decreased this week to **8.0%**, which is slightly above the regional and national rates.
- Walsall's **vaccination uptake remains higher** than the region and our booster uptake is currently similar to the region.

Latest Barometer

5	Situation Awareness	RED	High community transmission and a range of exposures/outbreaks	Daily UKHSA line list mapping / UKHSA outbreaks & issues / UKHSA LA Report (last refreshed on 27 Apr)	
6	Walsall Hospital NHS Trust Inpatients	<p>Total number of confirmed COVID-19 inpatients</p>		92 confirmed COVID-19 inpatients	Daily Trust Sitrep (last refreshed on 27 Apr)
7	HDU/ITU Occupancy	<p>Patients in critical care with/susp COVID-19</p>		0 HDU/ITU beds being occupied due to COVID-19.	Daily Trust Sitrep (last refreshed on 27 Apr)
8	Variant Dominance	<p>Variant Dominance</p>		62.79% of cases genotyped were identified as Omicron BA.2 sub-variant in the last week	UKHSA situation awareness explorer (last refreshed 27 Apr)
9	Outbreaks per setting	<p>Number of Outbreaks Per Setting</p>		10 New Confirmed Outbreak currently in Walsall	COVID-19: Winter Ongoing Situations (last refreshed 27 Apr)

- **Hospital inpatient numbers have decreased to 92 confirmed COVID inpatients.**
- **The Omicron BA.2 sub-variant made up 62.8% of those cases tested for variant type.**
- **10 new confirmed outbreaks currently recorded for Walsall**

Walsall Covid-19 Dashboard

Walsall Covid-19 Dashboard
(updated weekly)

Walsall Council Walsall COVID-19 Dashboard: Mortality Distribution & Incidence

Mortality Distribution by Week

How have COVID-19 registered deaths fluctuated over time?

All Locations

Hospital

Elsewhere

© Crown Copyright

*Elsewhere includes Hospices, Other

If you need any help or advice please contact our Health Protection Team:

Walsall Council Walsall COVID-19 Dashboard: Vaccinations

Vaccination Uptake by Local Area (MSOA)

Data as of: 25 April 2022

Walsall Population's Vaccination Uptake by Dose

Uptake by % of eligible population

Filter uptake % by dose

- Dose 1
- Dose 2
- Dose 3 (Booster)

If you need any help or advice please contact our Health Protection Team:

Walsall Council Walsall COVID-19 Dashboard: Confirmed Cases, Admissions & Vaccinations

Daily Confirmed Cases

How many daily confirmed cases have been recorded in Walsall since September 2020?

If you need any help or advice please contact our Health Protection Team:

Walsall Council Walsall COVID-19 Dashboard: Positivity & Reinfections

Modelled COVID-19 Positivity in the West Midlands Population

16 April 2022

Modelled % of population COVID-19 positive across the West Midlands, provided by the Office for National Statistics

If you need any help or advice please contact our Health Protection Team:

Walsall Council Walsall COVID-19 Dashboard: Positivity & Reinfections

PCR Testing and Positivity in Walsall, Rolling 7-Day Total

19 April 2022

How many lab-based PCR tests are being performed and what % of those are returning positive?

If you need any help or advice please contact our Health Protection Team:

Walsall Council Walsall COVID-19 Dashboard: Positivity & Reinfections

Modelled COVID-19 Positivity in the West Midlands Population, by Local Areas

03 April 2022

Modelled % of population COVID-19 positive by West Midlands Local Authority Areas

Local Authority Area	Modelled % of population COVID-19 positive
Bromsgrove, Redditch, Wychavon	8.9%
Shropshire	8.0%
Wolverhampton	8.0%
North Warwickshire and Nuneaton	7.5%
Canterbury Chase, East Cheshire, East Staffordshire	7.4%
Headfordshire, Coventry and Warwickshire	7.2%
Coventry	7.2%
Walsall	6.6%
Birmingham	6.6%
Sandwell	6.2%
Solihull	6.0%

*latest small area data not presently available

If you need any help or advice please contact our Health Protection Team:

Walsall Council Walsall COVID-19 Dashboard: Positivity & Reinfections

Proportion of New Episodes that are Reinfections in Walsall, 7-Day Average

What is the daily proportion of cases where people who have previously caught COVID-19 have been reinfected?

Approximately **1 in 5** episodes are reinfections, as of 25 April 2022

Data Sources: PHE Coronavirus Tracker, ONS COVID-19 Surveillance

If you need any help or advice please contact our Health Protection Team:

Vaccination – Key Points

- The 18 – 29 age group has the highest number of unvaccinated individuals in Walsall (~13,400).
- Walsall South 1 PCN has the lowest uptake in Walsall, even in older age groups (50-59 year olds). South 2 PCN also has relatively low uptake.
- Pleck, Palfrey, St. Matthews, Birchills-Leamore and Blakenall have the highest number of individuals still unvaccinated.

Latest Vaccination Uptake Overview

[Back to report](#)

INDIVIDUALS BY PRIORITY GROUPS (INDIVIDUALS MAY APPEAR IN MULTIPLE GROUPS) % VI...

Priority Groups	Individuals	Eligible Booster	Invited First Dose	Invited Booster	Individuals yet to have a Vaccination	Partially Vaccinated	Fully Vaccinated	Fully Vaccinated + Booster
NHS and social care Worker	7,183	6,374	87.53%	76.10%	6.57%	2.76%	90.67%	77.52%
Age 80+	13,386	12,796	96.74%	91.28%	3.78%	0.49%	95.73%	96.16%
Age 75-79	9,852	9,451	98.94%	94.69%	3.47%	0.41%	96.12%	97.10%
Age 70-74	12,040	11,376	99.21%	93.54%	5.09%	0.22%	94.69%	96.48%
Age 65-69	13,187	12,148	99.27%	91.04%	6.95%	0.64%	92.40%	93.27%
Age 60-64	16,111	14,603	99.24%	86.67%	8.31%	0.78%	90.91%	90.68%
Age 55-59	18,513	16,442	98.98%	82.25%	9.77%	1.06%	89.18%	86.49%
Age 50-54	19,962	17,296	98.87%	80.31%	11.42%	1.52%	87.07%	82.48%
Age 40-49	36,652	28,836	97.09%	70.44%	17.74%	2.72%	79.54%	70.47%
Age 30-39	42,220	28,497	92.21%	55.79%	26.42%	4.42%	69.15%	57.44%
Age 18-29	43,359	26,030	95.77%	55.47%	30.75%	6.54%	62.71%	48.32%
Age 16-17	7,447	2,899	98.85%	39.72%	37.40%	17.19%	45.41%	28.22%
Age 12-15	16,029	1,263	99.63%	3.03%	50.98%	22.96%	26.05%	7.05%
Age 5-11	28,556	24	98.84%	0.00%	94.92%	4.31%	0.77%	0.00%

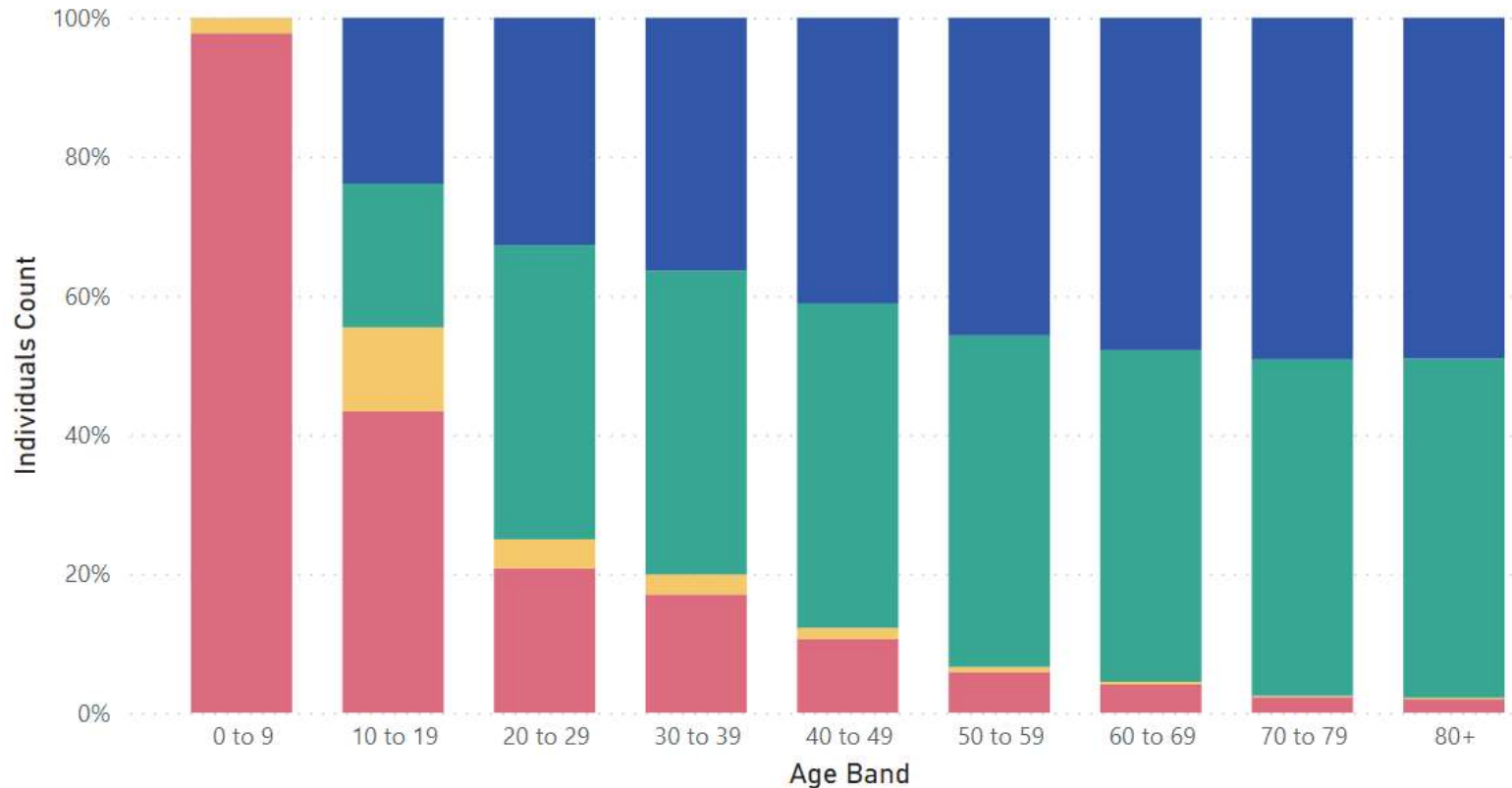
Overall, good vaccination coverage in Walsall, with uptake graduated through age groups.

Latest Vaccination Uptake by Age



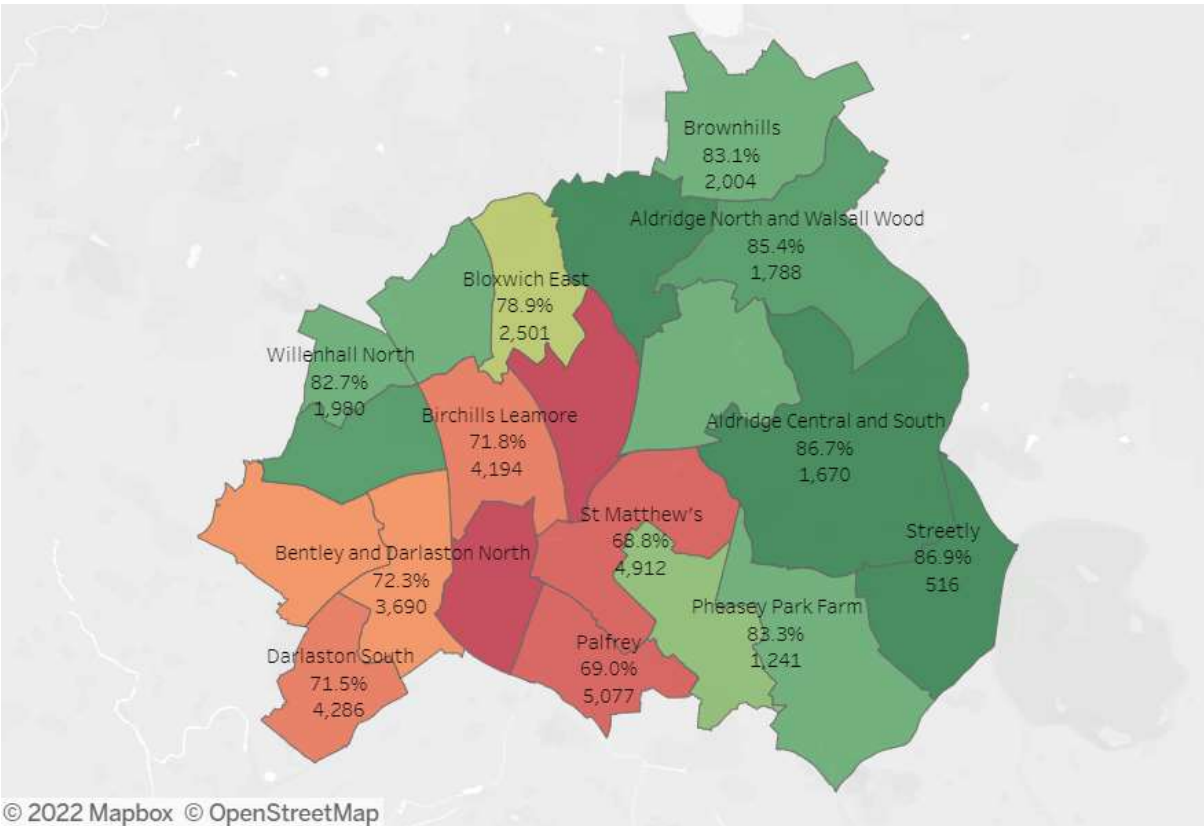
[Back to report](#)

INDIVIDUALS VACCINATED BY AGE BAND



- Overall, good vaccination coverage in Walsall, with uptake graduated through age groups.
- Younger people, particularly the under 40's, have lower vaccine coverage.

Latest Vaccination Uptake by Ward



- Across all age and ethnic groups, wards in the South and West of Walsall have the lowest uptake of even a single dose of a Covid-19 vaccination.
- Uptake is particularly low in Pleck and Blakenall, followed by Palfrey, St. Matthew's and Birchills-Leamore.

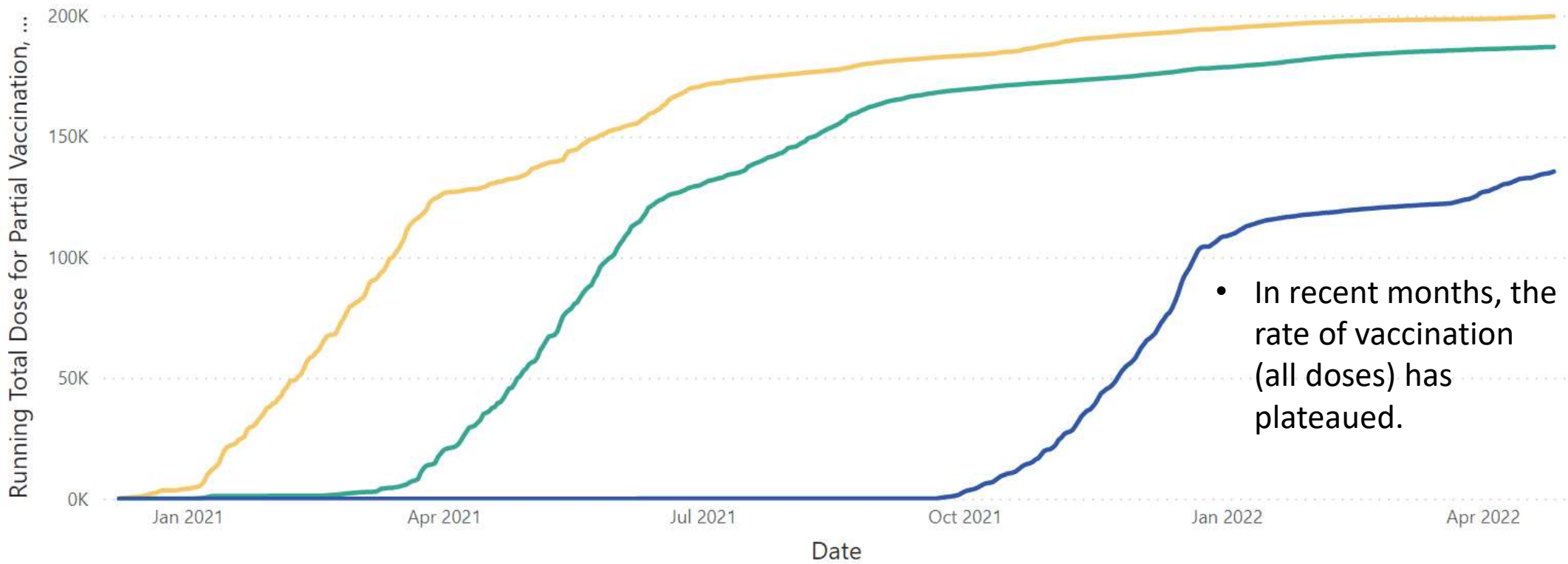
Latest Vaccination Running Total



[Back to report](#)

RUNNING TOTAL - COMPLETED VACCINATIONS

● Running Total Dose for Partial Vaccination ● Running Total Dose for Full Vaccination ● Running Total Booster Dose



- In recent months, the rate of vaccination (all doses) has plateaued.

PROUD OF OUR **PAST**, OUR **PRESENT** AND FOR OUR **FUTURE**

Targeted Vaccinations in 2 Walsall Wards



Walsall Council



IMPROVE
outcomes and
customer experience

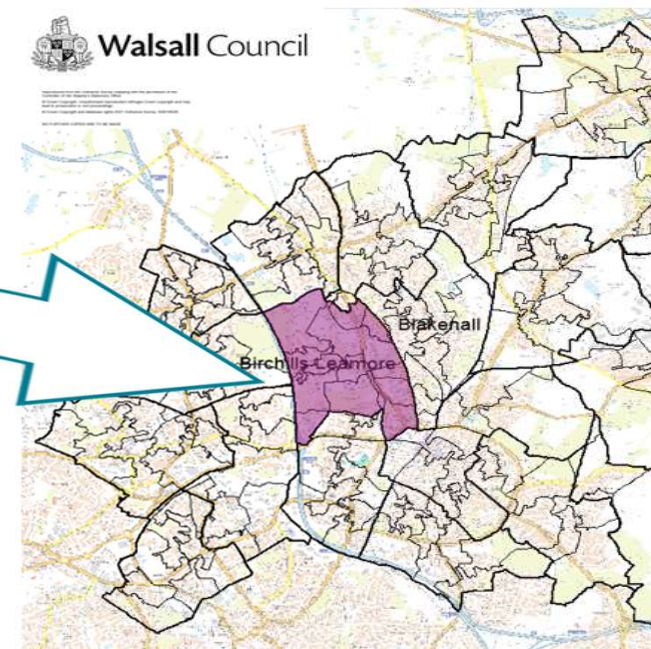
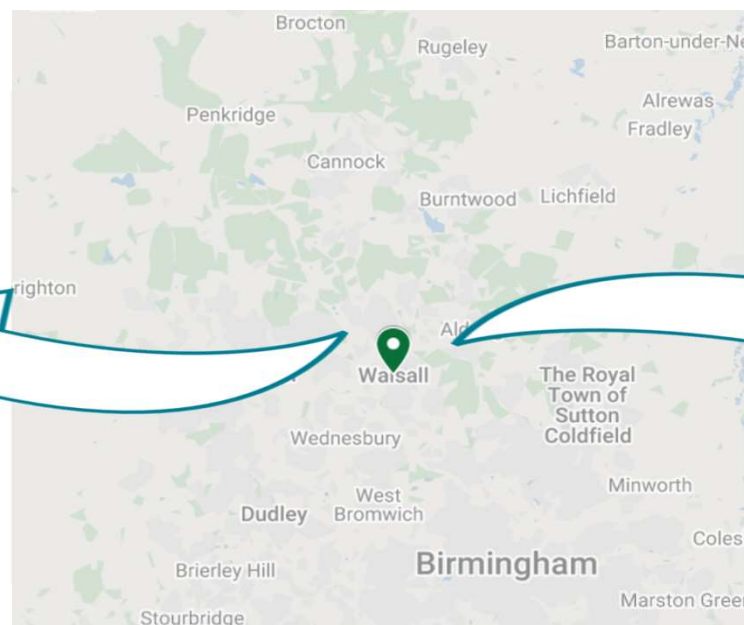
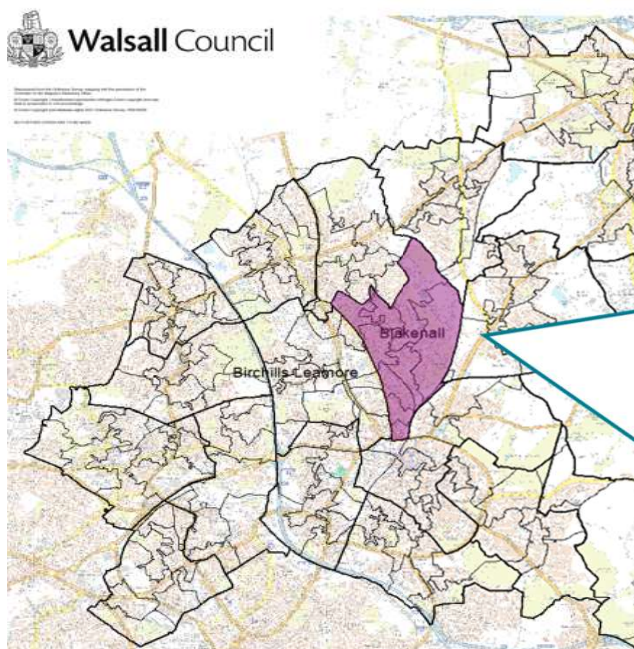


IMPROVE
employee satisfaction
and engagement



IMPROVE
service efficiency
and performance

Overview - Walsall Target Wards



Main objective was for the National Surge Rapid Response Team (SRRT) to support in the planning and operational delivery of vaccine uptake, particularly amongst 18-29 year olds, with the **aim of increasing first, second and booster dose uptake in the Birchills-Leamore and Blakenall Wards**; with specific focus on addressing issues of vaccine hesitancy.

Breakdown of Delivery

Leafletting

- Approximately 10,381 households leafletted out of 12,669 total households across the 2 wards (**81.9%**)

Door to Door Engagement

- Total Doors Knocked: Estimated 4,795 (**46.2%** of households leafletted in targeted areas)
- Interactions: 1,946 i.e. door opened, but didn't provide further tangible comments (**40.6%** of total doors knocked)
- Total Door Step Conversations: 1,927 (**40.2%** of total doors knocked/ **99%** of doors opened)
- 46 post-vaccination interviews (**2.4%** of door step conversations)



Targeted Vaccination Work – Comms and Engagement

- Working with the SRRT and CCG colleagues a comprehensive communications and engagement strategy and activity plan was developed and delivered.
- The Walsall Comms Cell, made up of local partners, agreed and coordinated proactive, timely messaging to the community via well-established communication channels.
- Highlights of the activity included,
 - A joint media release with BCWB CCG
 - We published and widely shared two videos from the Portfolio Holder and Director of Public Health on the activity taking place
 - Targeted social media adverts were produced and posted
 - Designed and printed leaflets (see image right), banners and posters were distributed. Feedback from UKHSA was these were eye-catching and the use of the map was effective for volunteers to initiate conversations and actions
 - We circulated messages from trusted figures in the community including headteachers and GPs
 - Walsall College emailed messages to 11,000 students and 850 staff

Aged 16 & over? NHS
Get your 1st, 2nd or booster
COVID-19 Vaccination

Safe & Free

No appointment needed!

Blakenall Vaccinations

Saturday 19 & Sunday 20 March
Palace Play Shop Eat, Blakenall Row,
Blakenall, WS3 1LW
(Also known as Bloxwich Community Partnership)
9am – 5:30pm

Saturday 26 & Sunday 27 March
Walsall College, Green Lane Campus WS2 8HX
9am – 5:30pm

Walsall Council

Scan QR code using your smartphone



Reproduced from the Ordnance Survey mapping with the permission of the Controller of Her Majesty's Stationery Office.
© Crown Copyright. Unauthorised reproduction without Crown copyright and may need to be considered as a civil offence.
© Crown Copyright and database rights 2020. Ordnance Survey 100045622

Lessons Learnt

There are multiple reasons why the residents of **Walsall** have/have not chosen to get the vaccine and future initiatives should take that into consideration when engaging with the community.

Additional Resources the LA may wish to consider for similar projects

- Dissemination of targeted comms material via leaflets, and investing in other face-to-face engagement as these were the most stated triggers to attend the vaccination clinic throughout the deployment
- A large proportion of residents stated they were 'too busy' to attend the pop-up, so finding out alternative ways that will encourage the busy population to attend will prove beneficial in the long run.

Stakeholder actions

- **Better insight through relationship building with the 18-29 community**, particularly to gain understanding of their thoughts and concerns. A large proportion of this cohort did not provide further comment when liaising with the SRRT team, suggesting more work needs to be done to establish bridges of trust and safe spaces for transparent communication
- **Continue to build community involvement with trusted voices in the community.** They can act as a point of contact for concerns raised surrounding vaccine safety and fertility for example. There is also a vast amount of distrust for the government/NHS and the vaccine in Blakenall, therefore conducting community talks, seminars and forums may prove beneficial
- **CCG/specialist NHS involvement to dispel potential myths and misinformation**

Communication and Engagement

Living Safely with COVID-19
Communications@walsall.gov.uk



Walsall Council



IMPROVE
outcomes and
customer experience



IMPROVE
employee satisfaction
and engagement



IMPROVE
service efficiency
and performance

Communications Strategy

Working with our partners, Walsall Council continues to adopt a joined up communications approach for the Borough to share and amplify information and guidance.

- **Public health data and insight, including segmentation of the audience** by age and demographic continues to be used to inform the development of campaigns and to target communication and engagement effectively.
- The interpretation and the localisation of messages is very important. The support from the COVID-19 champions and other trusted voices in the Walsall community has proved to be effective.
- Messaging relating to the Government's 'Living with Covid Plan' have been shared across a wide range of channels, including websites, social media, newsletters and through traditional media outlets.
- The Walsall Comms Cell (previously known as IMT Comms cell) has moved to fortnightly meetings. These will now be used to agree and coordinate key messages, share insight and maximise communication channels on partner priorities, as well as sharing information relating to COVID-19.
- The **communication priorities** continue to be the promotion of responsible and safe behaviours and to encourage the take up of vaccinations to help reduce the transmission of COVID-19 in the Borough.

Highlights: Communication and Engagement

- Walsall Council continues to take a proactive approach to Government announcements and changes to guidelines.
- Following the latest announcements regarding the Governments 'Living with COVID plan' and the removal of universal testing, several proactive releases have been published and circulated.
- Residents continue to look to the Council as a trusted source of information. Evidence shows us that people continue to turn to our Public Health experts for advice and guidance which is provided proactively and promptly.
- National resources continue to be localised to make them more relevant to the population of Walsall and to stand out on digital and social media channels.



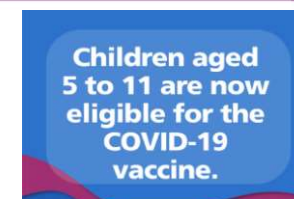
01/04/2022

Stay safe despite universal COVID-19 testing ending



06/04/2022

Guidance updated on living safely with respiratory infections and managing COVID-19 in education settings



07/04/2022

COVID-19 vaccinations for five to 11 year olds now available



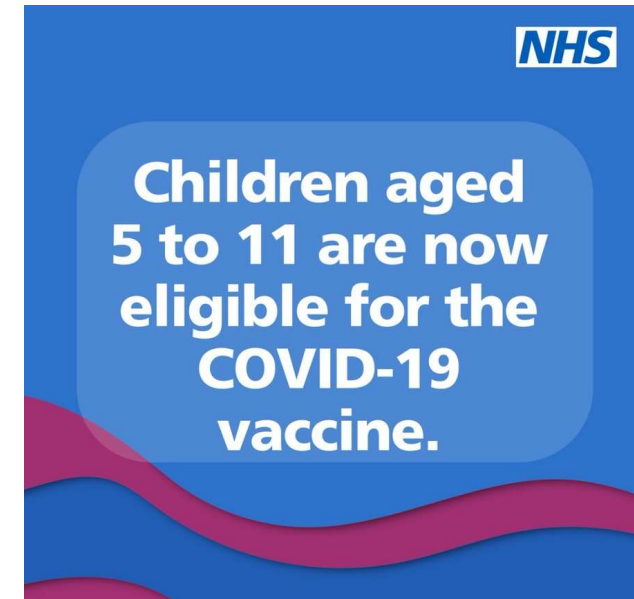
Moving forward

- There is still a **key role for the Council in reassuring people and enabling safer choices.**
- Communications to staff, elected members and to residents will continue to clearly communicate future changes to guidance whilst encouraging responsible and safe behaviours.
- Should there be a need for us to **step up our efforts** there are communication and engagement plans developed and ready to be implemented.
- The Council will **continue to build trust** within Walsall communities so we continue to be seen as a trusted source of information and an organisation that responds in a timely way to answer questions and to challenge any emerging myths.
- Influential figures such as politicians, business leaders and figures from cultural and religious life in the Borough have the ability to set an example for others to follow and maintaining good relationships with these key individuals and groups remains a priority.



5 – 11 Year Old Vaccinations

- **The COVID-19 vaccines are safe and effective. 2 doses are being offered to children aged 5 to 15 to give them the best protection against COVID-19.**
- COVID-19 is usually mild in most children, but it can make some children unwell. 1 dose of the COVID-19 vaccine gives good protection against your child getting seriously ill. But 2 doses gives stronger and longer-lasting protection against future COVID-19 variants.
- Vaccinating children can reduce the risk of COVID-19 infection to your child and those around them.
- **An appointment is required for this age range** and parents and carers can book appointments online via the National Booking System or by calling 119.
- **The Saddlers Vaccination Centre now located at the former Urgent Care Centre on Bridgeman Street offers appointments outside of school hours,** with dedicated support and specially trained staff in place to cater for the needs of younger children.



COVID-19 Vaccination Spring Booster

- Walsall residents aged 75 years and older, residents in care homes for older people, and those with weakened immune systems are now being offered a spring booster of the COVID-19 vaccine.
- **This spring booster is being offered as a precaution to those at extremely high risk, most of whom received their first booster around 6 months ago.**
- COVID-19 is more serious in older people and those with a weakened immune system. Protection from the vaccine may be lower and may decline more quickly in these people.
- If the number of infections increases over the spring / summer, this booster should help reduce their risk of being admitted to hospital with COVID-19.
- Appointments can be booked online via the National Booking System or by calling 119 or residents can call into one of the walk-in centres in Walsall.



[A guide to the spring booster for those aged 75 years and older and older residents in care homes - GOV.UK \(www.gov.uk\)](https://www.gov.uk)

Evergreen Offer – It is never too late!

- **It is never too late to come forward and get 1st / 2nd or booster vaccine**
- Anyone who gets COVID-19 can become seriously ill or have long-term effects ([long COVID](#)). The COVID-19 vaccines are the best way to protect yourself and others.
- Research has shown the vaccines help:
 - reduce your risk of getting seriously ill or dying from COVID-19
 - reduce your risk of catching or spreading COVID-19
 - protect against COVID-19 variants
- Across the Black Country and West Birmingham there are over 100 vaccination sites. These range from local GPs and pharmacies to community venues and large vaccination centres.
- Appointments can be booked online via the National Booking System or by calling 119 or residents can call into one of the walk-in centres in Walsall.



Safe Behaviours

- As has been the case throughout the pandemic, the contribution of the public - all of us - remains vital in this next phase.
- We can all play our part by ensuring we're **fully vaccinated**, ensure we take care **to avoid spreading the virus to others, especially if they are more vulnerable to serious illness**. We should stay at home if we feel unwell or have COVID-19 symptoms or other respiratory infections or confirmed COVID-19.
- Continue to **consider wearing a face covering** in crowded or enclosed spaces while infection rates are high.
- Don't forget the **basics of good hygiene** like covering our mouth and nose when coughing and sneezing as well as regular hand washing.
- All of these behaviours can help to reduce the risk of infection and help us live safely with COVID-19. Read more on [Living safely with respiratory infections, including COVID-19 - GOV.UK \(www.gov.uk\)](https://www.gov.uk/government/consultations/living-safely-with-respiratory-infections)





Walsall Council

PROUD OF OUR **PAST**, OUR **PRESENT** AND FOR OUR **FUTURE**

Keep up to date with all of the latest information on
Inside Walsall and on go.walsall.gov.uk/newsroom