

Walsall

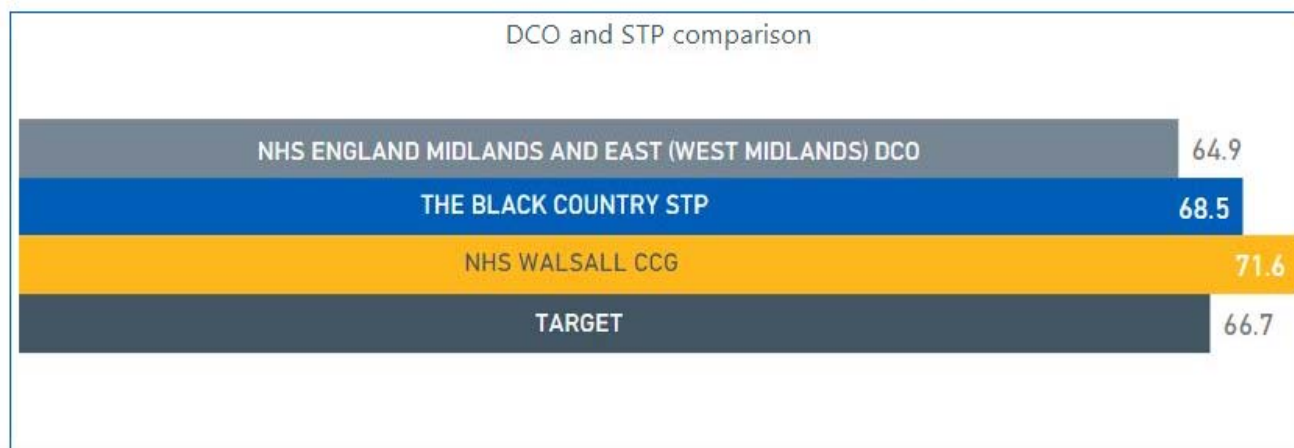
Dementia update



Dementia diagnosis rate

2009

- First scrutiny presentation diagnosis rate 28%
- Lowest rate in the West Midlands
- 163 lowest of 168 PCTs in England



November 2017

People diagnosed with dementia ages 65+

2,219

People estimated to have dementia ages 65+

3,097

878 people still to diagnose with dementia

Service Transformation

- OPMH community team 7 day
- OPMH community crisis element 08.00-21.00 7 day
- Day hospital to peripatetic therapy & liaison service
- Reduction of bed activity at Bloxwich hospital
- OPMH nurse practitioner for Rapid Response
- OPMH nurse practitioner placed based teams
- Memory Assessment Service assessment ≤ 20 days

Support

- DSW: Hard to Reach Groups
- Dementia Cafés x8 & Mind Matters Café
- DSW: Acute Hospital Care & OPMH Liaison Team
- Personal Assistants: Dementia
- DSW: Care Improvement & End of Life
- Dementia Friendly Communities
- Safe Beds



Prime Minister's Challenge 2020

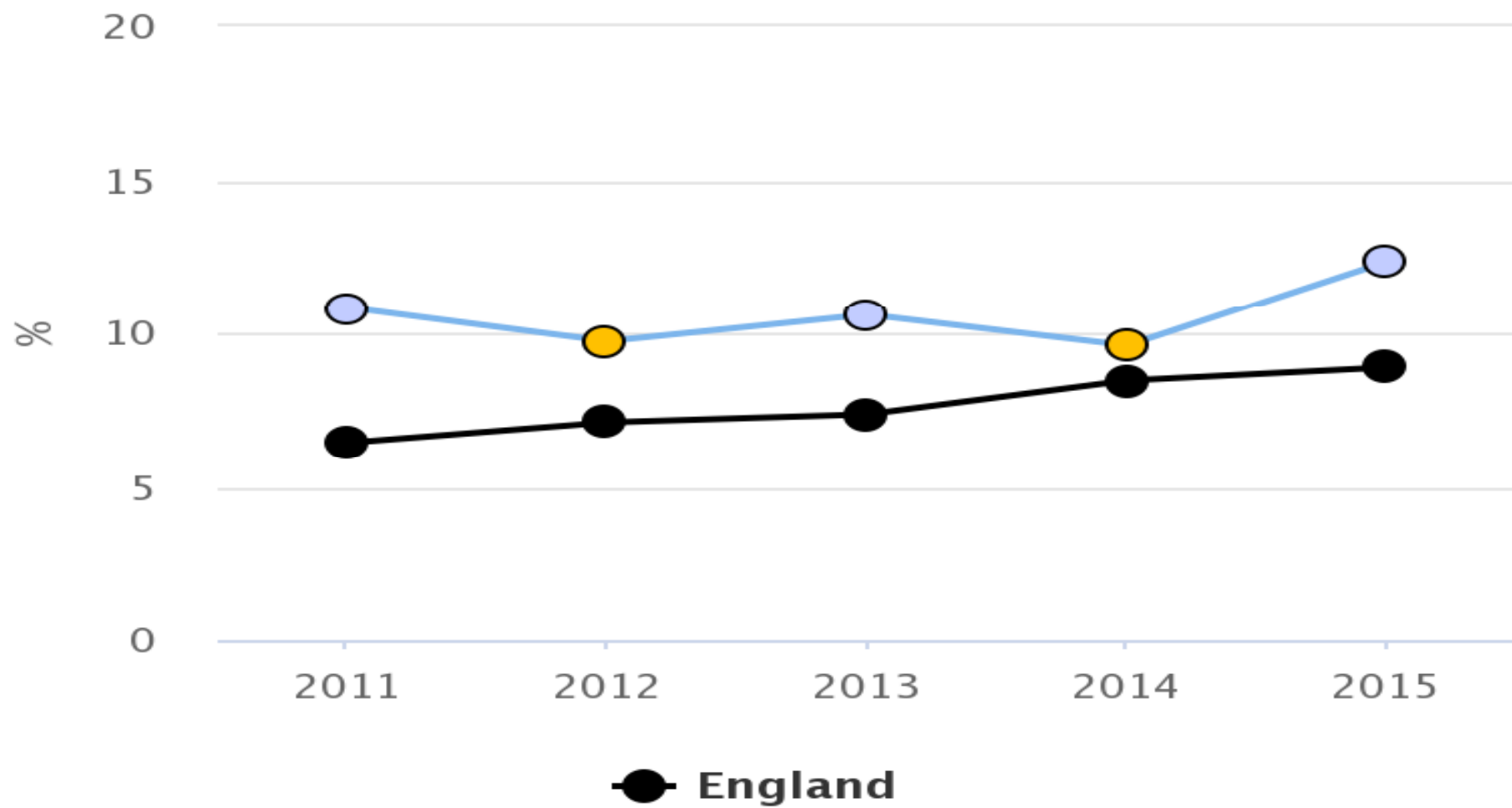
End of life

- All people with a diagnosis of dementia being given the opportunity for advanced care planning early in the course of their illness, including plans for end of life
- All people with dementia and their carers receiving co-ordinated, compassionate and person-centred care towards and at the end of life, including access to high quality palliative care from health and social care staff trained in dementia and end of life as well as bereavement support for carers

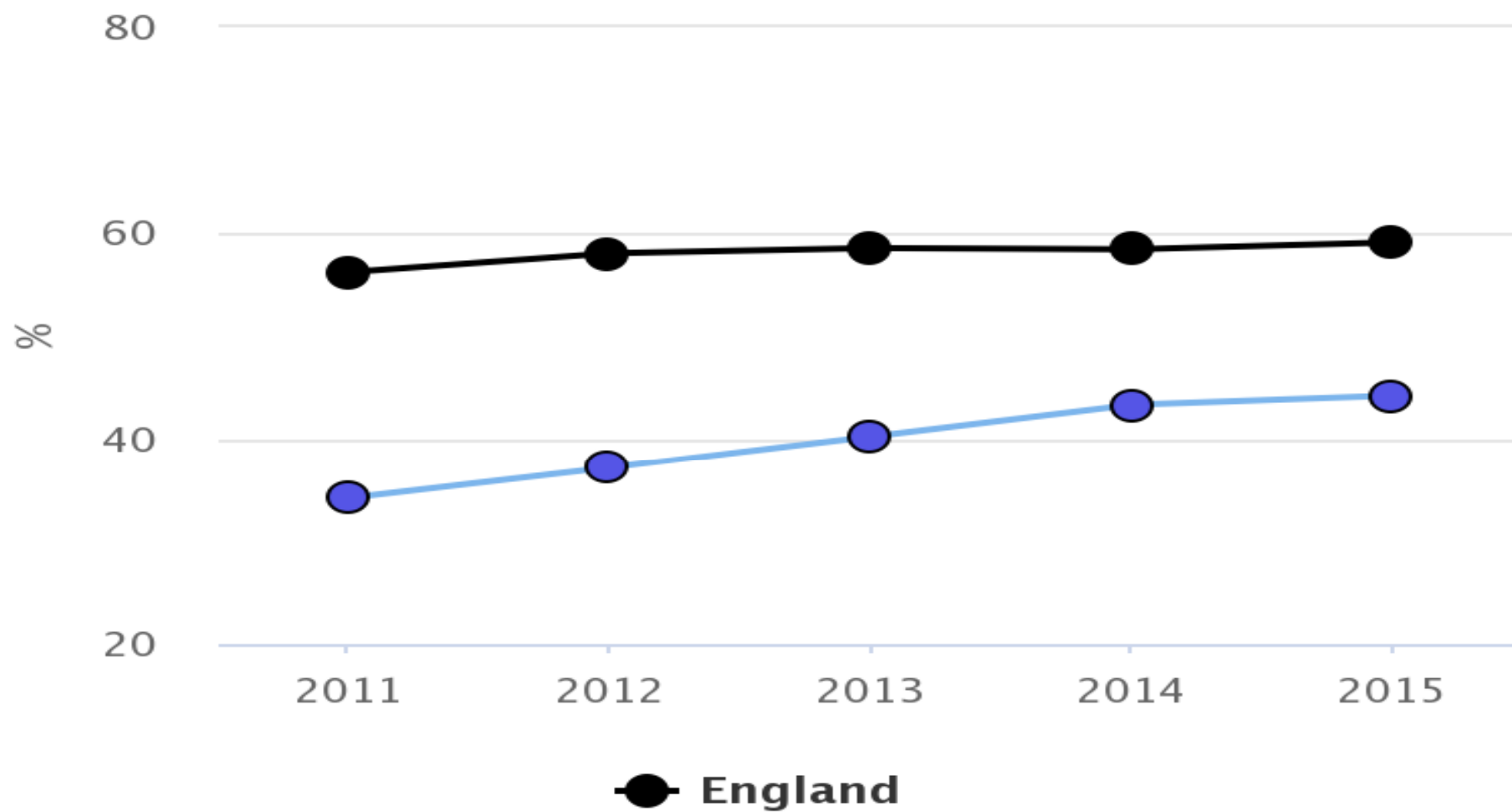
Why is end of life care for people with dementia important?

- The number of people in the UK with dementia is increasing, with 1 in 3 people over the age of 65 now dying with dementia
- Despite there being no cure, only 18% of people realise dementia is a terminal illness
- 1 in 2 patients now beat cancer and survive 10 years or more
- Dementia life expectancy can be up to 10 years but...
everyone dies

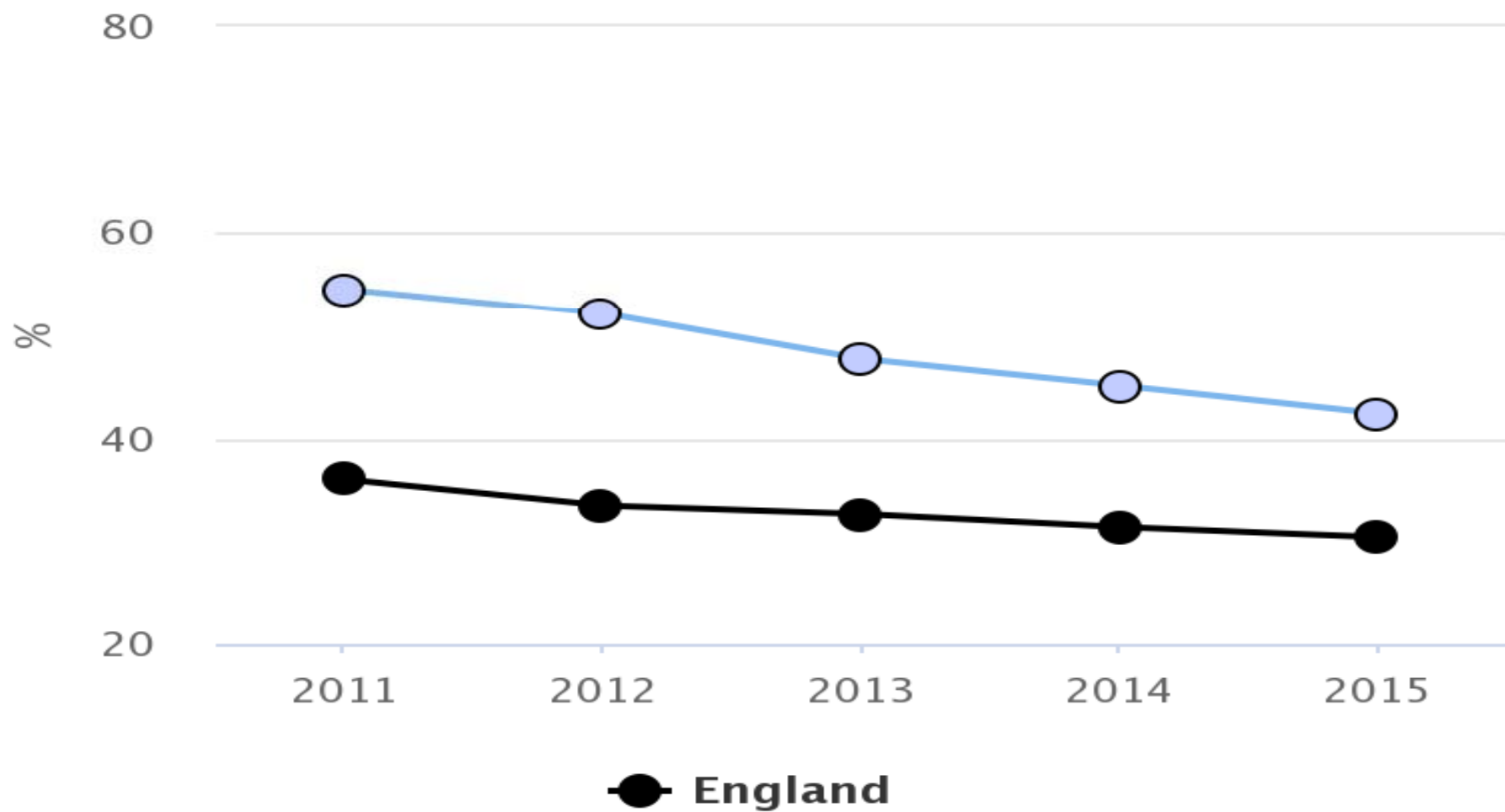
**Place of death – home: People with dementia (aged 65+) – NHS
Walsall CCG**



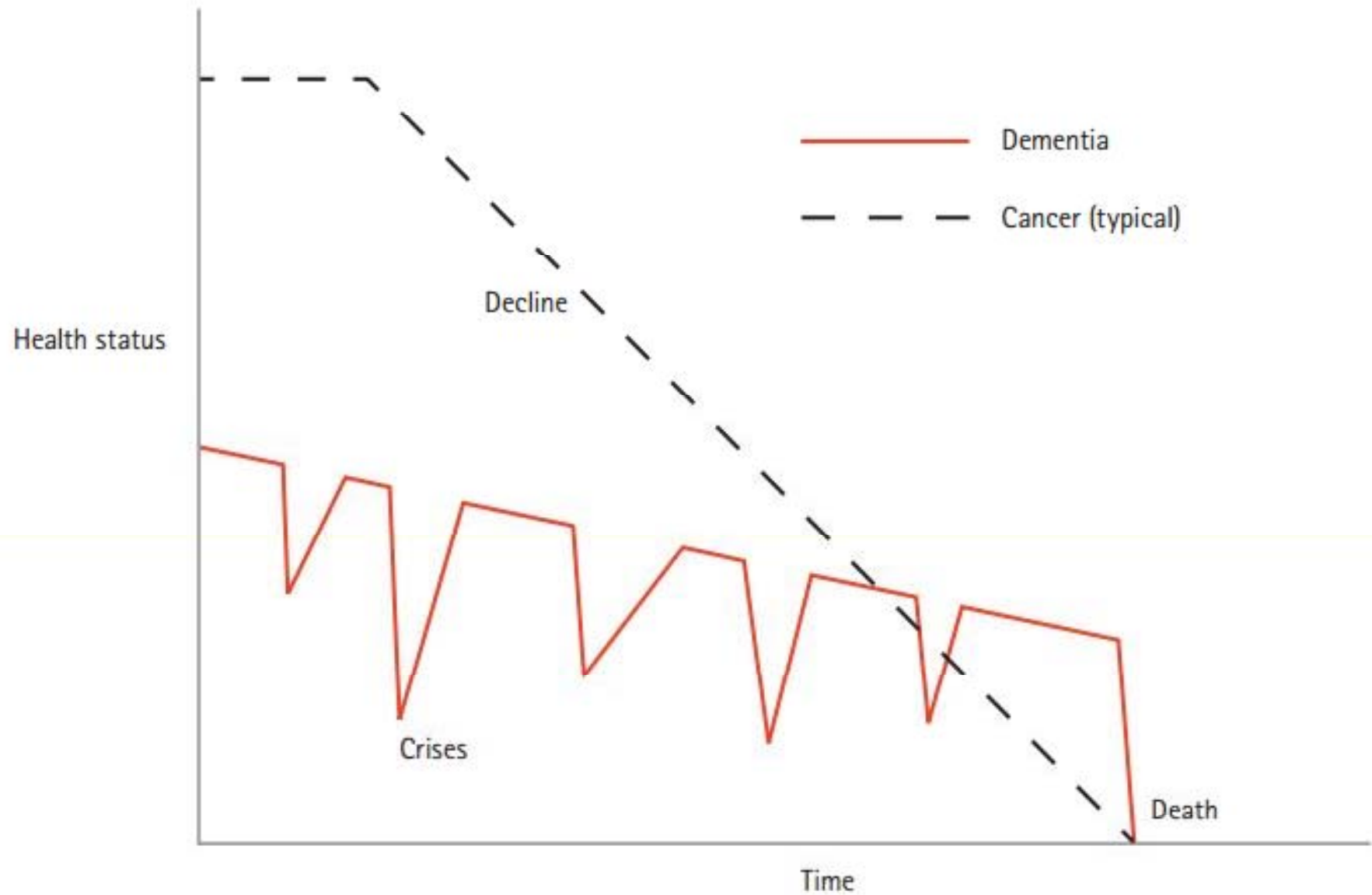
**Place of death – care home: People with dementia (aged 65+) – NHS
Walsall CCG**



**Place of death – hospital: People with dementia (aged 65+) – NHS
Walsall CCG**



Terminal trajectory typical of cancer and dementia



Acute hospital end of life - dementia

- Less likely to be referred to palliative care and less likely to receive palliative medication than people who did not have dementia
- Only 17% of patients with dementia that subsequently died were referred to the palliative care team during their acute hospital admission
- Unplanned admissions to acute hospitals also negatively impacts on survival times for people with dementia, which were half those without dementia
- More likely to die during an admission and in the six months after their hospital admission

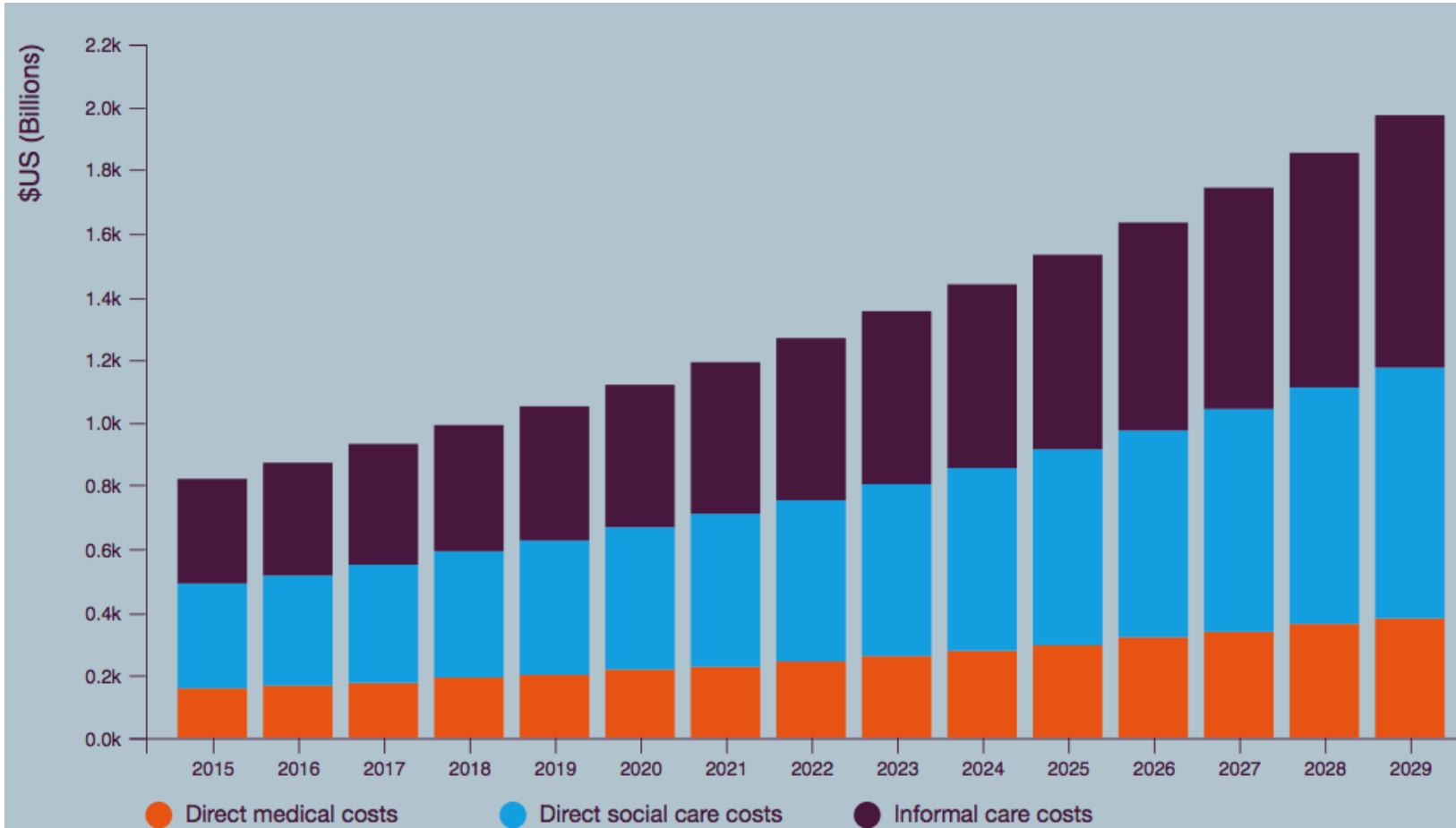
Dementia Support Workers: Care Improvement and End of Life

- Operational since June 2015 and originally jointly funded through BCF
- Council withdrew funding. Now CCG only funded
- Worked with 27 care homes since April
- Main areas of work are: Communication, behaviours that challenge, Namaste and other activities, nutrition/hydration and advanced care planning.
- Two national case studies and presented at numerous conferences

Cost of care for dementia

- Community care package for dementia £8,000
- Residential Care Home placement £26,000
- Continuing Healthcare placement £67,000





Older people growth in population

	2017	2020	2025	2030	2035
People aged 65-69	13,600	13,200	14,200	16,600	17,000
People aged 70-74	12,600	12,900	12,200	13,200	15,500
People aged 75-79	10,000	10,600	11,600	11,000	12,000
People aged 80-84	7,300	8,000	8,600	9,600	9,300
People aged 85-89	4,400	4,700	5,600	6,200	7,100
People aged 90 and over	2,300	2,700	3,400	4,400	5,400
Total population 65 and over	50,200	52,100	55,600	61,000	66,300
	increase of	4%	11%	22%	32%



Improving Health

and Wellbeing for Walsall

michael.hurt@walsall.nhs.uk