

Preparing the West Midlands for Emergencies - Community Risk Register



Know the risks, be informed, get prepared



This document is designed and produced by West Midlands Local Resilience Forum to inform people and better prepare them for risks that could occur where they live or work.

Foreword by Local Resilience Forum Chair

We are currently living in unsettled and troubling times. There are multiple conflicts happening across the world and the wide-ranging impacts of COVID-19, the increase of severe weather events due to climate change and the evolving cyber challenges are examples of an evolving threat picture. The context of this means that crises we face will have far reaching consequences and the frequency and scale of the challenges are likely to increase over the next decade.

The West Midlands Conurbation Local Resilience Forum (LRF) is a multi-agency partnership made up of representatives from local public services, including emergency services, local authorities the NHS and others. The LRF works to identify potential risks and produce plans to prevent or mitigate the impact on our local communities.

This booklet, known as the Community Risk Register (CRR) is an informative document produced for communities of the West Midlands. It has been developed around the three fundamental principles: that we need to have a shared understanding of the risks we face; that we must focus on prevention and preparation; and that resilience requires whole of society to be involved. It contains information about events such

as severe weather and accidents as well as malicious threats such as terrorism and cyber-attacks. There is also information about what to do if they occur and how to stay informed.

We have assessed each risk by considering the likelihood of it occurring and the impact it would have on you, the community, if it did occur. There will always be some uncertainty when assessing risks, however we have used historical and scientific data, professional judgement and national guidance to produce an informed Community Risk Register.

Being informed about local risks allows us, and you, to take action, strengthen our resilience and work together to minimise disruption within our communities.

Working together to build our resilience will mean we are better equipped to tackle the challenges that come our way, ensuring our businesses grow, our communities thrive and our residents can build a brighter future.

Contact us:

 lrf_coordinator@westmidlands.police.uk

 <https://twitter.com/WMidPrepared>

Category 1 Responder

- ▶ Emergency Services
- ▶ British Transport Police
- ▶ West Midlands Ambulance Service
- ▶ West Midlands Fire Service
- ▶ West Midlands Police
- ▶ Local Authorities
- ▶ Birmingham City Council
- ▶ Coventry City Council
- ▶ Dudley Metropolitan Borough Council
- ▶ Sandwell Metropolitan Borough Council
- ▶ Solihull Metropolitan Borough Council
- ▶ Walsall Metropolitan Borough Council
- ▶ Wolverhampton City Council
- ▶ Health Bodies

- ▶ UK Health Security Agency
- ▶ NHS England
- ▶ Local NHS Provider Trusts
- ▶ Birmingham & Solihull Integrated Care Board
- ▶ Black Country Integrated Care Board
- ▶ Coventry & Warwickshire Integrated Care Board
- ▶ Government Agencies
- ▶ Environment Agency

Category 2 Responder

Utilities

- ▶ Electricity Distributors and Transmitters
- ▶ Gas Distributors
- ▶ Telephone Service Providers (fixed and mobile)
- ▶ Water and Sewerage Undertakers

Transport

- ▶ Birmingham International Airport
- ▶ Bus and Coach Operators
- ▶ National Highways
- ▶ Transport for West Midlands
- ▶ Train Operating Companies (passenger and freight)

Government Agencies

- ▶ Health and Safety Executive
- ▶ DEFRA
- ▶ Met Office
- ▶ Animal Plant Health Agency (APHA)
- ▶ Coal Authority

Supporting Responders

- ▶ Ministry of Defence
- ▶ Government Departments
- ▶ Voluntary Sector

Prepare yourself for emergencies and risks

Preparing for an emergency – how can YOU prepare?

Find out how to turn off water, gas and electricity supplies in your home.

Work out how your family will stay in contact in the event of an emergency.

Consider whether elderly or vulnerable family, friends or neighbours may need your help.

Grab bag essentials:

- ▶ Battery radio
- ▶ Wind up torch
- ▶ First Aid kit
- ▶ Spare clothes
- ▶ Blankets
- ▶ Toiletries
- ▶ Bottled water
- ▶ Tinned food.



If you must leave home in an emergency:

- ▶ Unplug all appliances
- ▶ Take your grab bag
- ▶ Tune into local radio stations for emergency advice and instructions
- ▶ Lock windows and doors.

Top tips

- ▶ Find out the emergency procedures for your children at school and at your workplace.
- ▶ Find out how to tune into your local radio station.

Emergency Alerts



Emergency Alerts is a UK government service that will warn you if there's a danger to life nearby.

In an emergency, your mobile phone or tablet will receive an alert with advice about how to stay safe.

The government does not need to know your phone number or location to send you an alert.

Reasons you might get an alert

You may get alerts about:

- ▶ Severe flooding
- ▶ Fires
- ▶ Extreme weather.

Emergency alerts will only be sent by:

- ▶ The emergency services
- ▶ Government departments, agencies and public bodies that deal with emergencies.

What happens when you get an emergency alert

Your mobile phone or tablet may:

- ▶ Make a loud siren-like sound, even if it's set on silent
- ▶ Vibrate
- ▶ Read out the alert.

The sound and vibration will last for about 10 seconds.

An alert will include a phone number or a link to the GOV.UK website for more information.

You'll get alerts based on your current location - not where you live or work. You do not need to turn on location services to receive alerts.

What you need to do

When you get an alert, stop what you're doing and follow the instructions in the alert.

If you're driving or riding when you get an alert

- ▶ Do not read or respond to an emergency alert while driving or riding.
- ▶ Find somewhere safe and legal to stop before reading the message. If there's nowhere safe and legal to stop, and nobody else is in the vehicle to read the alert, you can listen to news on live radio to find out about the emergency.
- ▶ It's illegal to use a hand-held device while driving or riding.

If you cannot receive emergency alerts

If you do not have a [compatible device](#), you'll still be informed about an emergency. The emergency services have other ways to warn you when there is a threat to life.

Emergency alerts will not replace local news, radio, television or social media.

Where to go for advice

If people are seriously injured call 999 immediately



NHS111

If you have an urgent medical problem and you're not sure what to do, call 111 or go online to NHS111



Citizen Aid app

Download the Citizen Aid app for step-by-step guides on how to stay safe and save the lives of the injured.



The British Red Cross

This app covers useful first aid skills and information. It's suitable for anyone looking to learn first aid to help others in an emergency.



You can also find tips on how to prepare for emergencies both at home or while out and about.

what3words

Around the world, emergency services and non governmental organisations are using what3words to find and help people in need. Every three metre square of the world has a unique combination of three words. Its an easy way to find and share exact locations.



Download apps free from Google Play or Apple Store.



What to do in the event of an emergency



In a major emergency all media channels will, on the advice of the emergency services, communicate the information required for public safety.

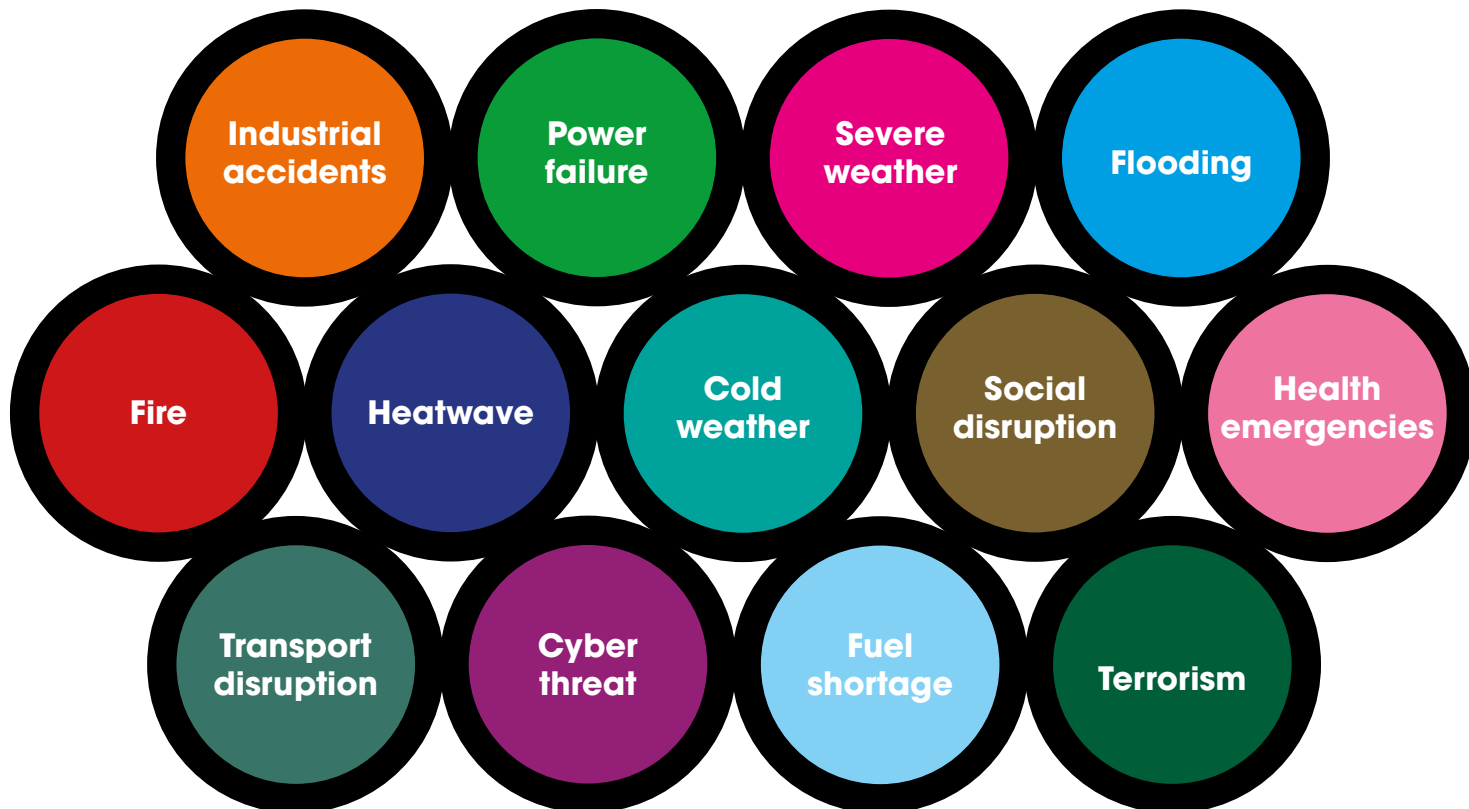
If you are not involved in the incident, but are close by or believe you may be in danger, in most cases the advice is to:

- ▶ Go inside a safe building
- ▶ Stay inside until you are advised to leave
- ▶ Tune into local radio, TV or social media for latest updates and information.

BBCWMM Radio

@metofficeUK / www.metoffice.gov.uk

Over the next few pages we have provided advice about what to do in the event of any of the following Community Risks in the West Midlands.



Industrial accidents

Industrial activities involving dangerous substances have the potential to cause accidents or serious injury.

Three ways to prepare yourself and your family:

1. Be aware if you live near a hazardous site. If you hear a warning of an incident, go indoors, close all your doors and windows and tune into local news channels for advice.
2. If evacuated, know where key documents and medications are so you can leave quickly.
3. Consider backup childcare and check what your child's school plans are during emergencies.

In an emergency:

How are we prepared?

West Midlands Fire Service maintains multi-agency emergency plans to manage results of a major accident.



COMAH

The Control of Major Accident Hazard (COMAH) Regulations 2015 are the enforcing regulations within the UK. COMAH regulations aim to prevent and mitigate the effects of major accidents involving dangerous substances, which can cause serious damage / harm to people and / or the environment.

Health and Safety Executive (HSE) website allows you to search for COMAH establishments in your area.

Search online for 'COMAH Public Information' to identify establishments in your area.

If you are unsure what to do; **Go in.** **Stay in.** **Tune in.**



Top tip

- ▶ Store basic supplies at home like bottled water, a torch and batteries.

Power failure

www.nationalgrid.com/power-cuts/tips-prepare-for-power-cut

Five ways to prepare for a power cut:

1. Keep a torch in a safe place.
2. Any vulnerable family members may register as a priority customer with National Grid.
3. Back up and save any work or files on your computer.
4. A wind-up, solar or battery radio is essential to hear when the power cut is likely to finish.
5. Consider an analogue landline phone that will work in a power outage. Keep a battery / solar charger handy so that you can recharge electronic devices.

In an emergency:

If you experience a power cut that you weren't expecting you can report it by calling 105. This will connect you to your distribution network operator (DNO), who owns and maintains the power lines that connect to homes or businesses.

Fact

The move to fibre broadband means that in the event of a power cut you will not be able to use an analogue telephone on your landline connection.


The roll-out of fibre is programmed to be completed nationally by 2026. Many streets across the country have already been completed.

If there is a major outage, most central telecoms infrastructure may continue to have power, however street cabinets may not. If the premises has Fibre to the Premises (FTTP), the property will be reliant on alternative energy resources, and telephones powered by power storage devices, batteries and battery back-ups. These are managed by the telecommunications providers and/or consumers directly, not Openreach.

Ofcom state priority service users on registers and known vulnerable customers reliant on telecoms must have a provided free back-up that has a duration of at least one hour.

Top tip

- ▶ Keep fridges and freezers closed, with a blanket over, as they will stay cold for hours.



Severe weather

The United Kingdom is prone to weather extremes, including heatwave and cold weather ranges, including snow, flooding and high winds. This is increasing due to the consequences of global warming.

Four ways to prepare for severe weather:

1. Create a list of useful contacts of family and friends just in case you need help or assistance.
2. Check on vulnerable people near to where you live or work.
3. Only travel if essential - always check and prepare your vehicle first.
4. Pack useful items appropriate to the weather conditions, including clothing, equipment, food supplies and bottled water.

In an emergency:

Stay up to date with the latest weather forecasts and warnings.

Go online and sign up to Met Office email weather alerts: [Metoffice.gov.uk](https://www.metoffice.gov.uk)

Download the Met Office Weather app



Fact

In the future, the Met Office project the intensity of rain will increase. In the summer, this could increase by up to 20%. In winter, it could increase by up to 25%. This will mean weather warnings could be issued more frequently.



Top tips

- ▶ Notify friends and family of severe weather warnings and share on social media.
- ▶ Ensure you and your family are prepared for prolonged disruption or loss of utilities.

Flooding

Surface water flooding is particularly difficult to forecast. It can happen at very short notice and can occur in locations far from the sea or rivers.

Two most important ways to prepare:

1. Put together a flood 'grab bag':
 - ▶ Insurance documents
 - ▶ Mobile phones and chargers
 - ▶ Emergency cash and credit cards
 - ▶ Prescription medication
 - ▶ Children / pet essentials.
2. Use the National Flood Forum resources and Environment Agency resources to help prepare. These include a checklist and emergency flood kit.

Fact

Winter 2015/2016 was the second wettest winter on record and storms ('Desmond' and 'Eva') resulted in heavy and sustained rainfall. 17,600 UK properties were flooded and several bridges collapsed, disrupting access to and from local communities.

Find out if you're at risk of flooding:

gov.uk/check-flood-risk or call 0345 988 1188

nationalfloodforum.org.uk

In an emergency:

Prioritise your list and make sure the important things are done first.

Think - how can you prevent water from entering your property?

Move your car to higher ground (if safe to do so).

Make sure you are able to keep warm, food, flasks etc.

Most possessions can be replaced, but sentimental family photographs should be stored somewhere safe.



Top tips

- ▶ Never walk or drive through flood water, it may be deeper than it appears.
- ▶ Turn off electricity and gas supplies if they have been in contact with water and get them checked prior to using them again.

Fire

Fire prevention and safety at home. The emergency services are trained to cope with a wide range of emergency situations, but there is a lot that you can do to help them and yourself.

Reduce fire hazards in your home:



If moving through or trapped in smoke, stay close to the floor where the air is cleaner.

If there is a fire, get out, stay out and call 999.



If a door feels hot, do not open it, as it probably means there is a fire on the other side.

Most fire deaths and injuries occur while people are sleeping. Plan an escape route should a fire break out at night.



Fit and maintain smoke alarms – at least one on every floor.

Never use the lift in an evacuation.

Remember, never re-enter your home until West Midlands Fire Service has made it safe.

If you're unlucky enough to have a fire at home, the main thing to remember is, **don't** tackle the fire yourself, however small it is.

Get out, stay out and call 999.

For more information or to arrange a home safety check, call West Midlands Fire Service on 0121 380 6067 or visit www.wmfs.net



WMFS
**West Midlands
Fire Service**

Heatwave

Evidence about risks to health from heatwaves is extensive and consistent from around the world. Excessive exposure to high temperatures can kill.

Four key public messages to follow:

1. Cool yourself down - have plenty of cold drinks, avoid excess alcohol and hot drinks.
2. Always take regular breaks when exercising.
3. Check elderly neighbours, family or friends regularly during a heatwave.
4. Use plants and bowls of water to keep rooms cool, close curtains in the day and turn off unnecessary lights. Open windows at night when safe to do so.

In an emergency:

[Prepare yourself, find out how to cope in hot weather.](#)

Heatwaves can be dangerous, especially for the very young, very old or those with certain medical conditions.

Call 999 for an ambulance if a person has severe symptoms, such as a loss of consciousness, confusion or seizures.

For health advice when its not an emergency go to [NHS111](#) or call 111.

Fact

Climate change will make hot spells more frequent and severe. The number of extremely hot days in the UK could increase four-fold, posing increasing risk to human health from extreme heat.



Top tips

- ▶ Stay out of the heat - especially between 11am and 3pm when the sun reaches its peak.
- ▶ Consult your GP if you feel unusual symptoms or contact NHS 111 if symptoms persist.
- ▶ Register for the [Met Office Heat-health Alert service](#)

Cold weather

Extreme weather and cold temperatures increase the risk of illness and injury. Some groups of people are particularly vulnerable.



Two key public health messages to follow:

1. Keep your home warm, efficiently and safely:
 - ▶ Heat your home to at least 18°C
 - ▶ Get your heating system checked
 - ▶ Ensure you have loft insulation
 - ▶ Do not obstruct radiators with furniture or curtains.
2. Look after yourself:
 - ▶ Have plenty of food and hot drinks (including five portions of fruit and vegetables per day)
 - ▶ Exercise is good all year round
 - ▶ Stock up on tinned and frozen food
 - ▶ Speak to your GP for advice.

In an emergency:

Top tips to stay well and healthy

- ▶ Wear multiple layers and good grip shoes or boots if you have to go outside.
- ▶ Get help with money. There are benefits and other help you can get to keep your home warm.
- ▶ Met Office inform the public about bad weather by giving out warnings and alerts on TV, radio and newspapers.

For health advice when its not an emergency go to [NHS111](#) or call 111.

Fact

A significant number of excess deaths occur during the winter months compared with the non-winter months. The majority of deaths occur among people aged 75 and over.

Top tips

- ▶ Sign up to weather alerts or call the Met Office 24/7 Weather Desk 0370 900 0100.
- ▶ Check on older neighbours or relatives, make sure they are safe, warm and well.
- ▶ Register for the [Met Office Heat-health Alert service](#)

Social disruption

Industrial action can lead to temporary closures, reduced services and disruption to organisations, customers and the general public.

Four consequences of industrial action:

1. Disruption to essential services (transport, health and education)
2. Possible public order challenges (with associated pressure on policing)
3. Disruption to business (via lost working hours)
4. Economic damage (particularly for transport sector industrial action).

What is public disorder?

Public disorder can take many forms, including rioting, looting, vandalism, violence and arson.



Consequences of public disorder may include:

- ▶ Physical / psychological casualties
- ▶ Disruption to critical services (particularly policing and health)
- ▶ Damage to property and infrastructure
- ▶ Possible evacuation or temporary shelter requirements
- ▶ Possible economic damage.

Fact

In recent times there have been strikes in both the public and private sector by fuel tanker drivers, firefighters, teachers, health service staff, London Underground workers, government employees, and other groups of workers.

Go in. Stay in. Tune in.



Top tips

- ▶ Plan - how would YOU cope with temporary disruption to services?
- ▶ If you are unsure what to do: Go in. Stay in. Tune in.

Health emergencies

A pandemic is a worldwide event in which many people are infected with a virus in a short time.

Three ways to prepare for and minimise illnesses:

1. Vaccines can help reduce your risk of severe illness. Contact your GP for eligibility requirements.
2. Keep personal stocks of over-the-counter medication to help relieve symptoms.
3. Good hygiene - regularly wash hands with soap and warm water and clean surfaces to remove germs.

Medical advice

Ask someone to collect your medication, shopping and general supplies so that you can remain home when you are ill. Go online to www.nhs.uk



NHS111 is the free 24/7 number to call when you have an urgent healthcare need. It directs you to the right local service, first time.



Have you got the NHS App?
[Download the NHS App](#)

Download it free from Google Play or Apple Store.



Fact

Over the past 25 years, more than 30 new, or newly-recognised, infections have been identified around the world. The pattern of known infections also changes constantly, as the areas where disease is constantly present expand beyond traditional limits.



Top tips

- ▶ A healthy lifestyle is a great defence against illness.
- ▶ Book a GP appointment or call 111 for non-emergency medical advice.

Transport disruption

Accidents, severe weather, flooding, strikes... even volcanic eruptions can all disrupt the transport network.



Four ways to prepare for disruption:

1. Keep a car emergency kit - include a first aid kit, blankets, torch, bottled water and food.
2. Check before you travel - TV, radio, apps, internet.
3. Think how to contact your family or friends if affected - know who to ask for assistance.
4. Consider alternative methods of transport - bus, bike, train or tram.

In an emergency:

Check online:

www.birminghamairport.co.uk

www.tfwm.org.uk

<https://nationalhighways.co.uk/travel-updates/travel-alerts/>

www.nationalrail.co.uk

Fact

West Midlands has several motorways serving the area including the M5, M6, M40, M42 and M54. It's home to Birmingham International Airport. Birmingham New Street station is a major transport hub and High Speed Two (HS2) is in development.

Top tips

- ▶ Check weather forecasts and travel updates before travelling - it's your responsibility.
- ▶ Listen to emergency services advice via local FM radio, TV and social media.

Cyber threat

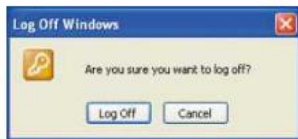
Cyber threat is the possibility of a malicious attempt to damage or disrupt a computer network or system.

Four ways to prevent cyber crime and fraud:

1. Avoid using public WiFi for checking bank accounts - it may not be secure!
2. Download the latest software update for your phone. Install anti-virus software and a firewall on your computer.
3. Do not share any personal information with people before verifying their credentials.
4. Destroy receipts with your card details on and post with your name and address on.

Fact

Action Fraud is the UK's national reporting centre for fraud and cyber crime. You should report fraud if you have been scammed, defrauded or experienced cyber crime.



Report fraud and internet crime to Action Fraud

actionfraud.police.uk

Secure online reporting and advice on avoiding the latest scams
24 hours a day, seven days a week

0300 123 2040

Report and advice over the phone
Our phone lines are open:
Mon-Fri 8am to 9pm | Sat-Sun 9am to 5pm
Calls charged at local rate



Top tips

- ▶ Use strong, hard to guess passwords using a combination of letters, numbers and symbols.
- ▶ When using public computers, leave no trace of your activity.

Fuel shortage

During disruption to fuel supply, it is also possible that stocks could be further depleted through increased consumer demand (panic buying).



Three ways to prepare for a fuel shortage:

1. Maintain your vehicle so that it's fuel efficient as possible and regularly check your tyre pressure.
2. Consider alternative methods of transport - bus, bike, train, walk.
3. Home - you may keep up to 30 litres of fuel in a shed or garage (only in a suitable container).
 - Remember petrol is DANGEROUS - store it away from any means of ignition. [For more guidance, visit hse.gov.uk](https://www.hse.gov.uk)

Fact

In May 2021, computer hacking of the Colonial Pipeline in the USA caused 30% of gas stations in Atlanta to be without fuel, 31% in Raleigh, North Carolina, and unleaded gas prices hit an average of \$2.99 a gallon – its highest price since November 2014.

Top tips

- ▶ By keeping a constant speed you will consume less fuel – drive steadily.
- ▶ Don't idle at traffic lights. One minute of idling consumes more fuel than starting your engine. Turn off the ignition if you're waiting.
- ▶ Maintain your vehicle. Poorly tuned engines can double your fuel consumption.
- ▶ Consider other ways of conserving fuel, such as car sharing, walking or cycling.
- ▶ Minimise travel (only essential journeys) and follow emergency services advice.



Terrorism

The most significant terrorist threat comes from international terrorism. As recent European attacks have shown, attacks may be mounted without warning.

Four possible signs of terrorism:

1. People trying to remain hidden or out of view.
2. Individuals covertly trying to take photographs of security details such as of CCTV and security staff.
3. People attempting to gain entry to restricted areas.
4. Anyone deliberately trying to conceal objects on themselves, such as weapons.

In an emergency:



Download CitizenAid app or visit CitizenAid.org

Fact

Emergency services are specially trained to deal with major emergencies and have specialist equipment to deal with a whole range of incidents. If necessary, military assistance can be called on by the Government.

COMMUNITIES DEFEAT TERRORISM

MAKE NOTHING HAPPEN

If you see or hear something that could be terrorist related, act on your instincts and call the police, in confidence, on **0800 789 321** or visit gov.uk/ACT



Top tips

- ▶ Be vigilant - look out for suspicious behaviour, vehicles or packages.
- ▶ If you believe there is an immediate threat to life, call 999.



What to do to keep yourself safe

Terrorist weapons attacks

Weapon related attacks are rare in the UK. The 'STAY SAFE' principles tell you some simple actions to consider at an incident and the information that officers may need in the event of an attack.

Run

- ▶ Escape if you can
- ▶ Consider the safest options
- ▶ Is there a safe route?
- ▶ Can you get there without exposing yourself to greater danger?
- ▶ Insist others leave with you
- ▶ Leave belongings behind.



Tell

- ▶ **Call 999** - what do the Police need to know? If you cannot speak or make a noise listen to the instructions given to you by the call handler.
- ▶ **Location** - Where are the suspects?
- ▶ **Direction** - Where did you last see the suspects?
- ▶ **Descriptions** - Describe the attacker, numbers, features, clothing, weapons etc.
- ▶ **Further information** - casualties, type of injury, building information, entrances, exits, hostages etc.
- ▶ **Stop** other people entering the building, if it is safe to do so.



Hide

If you cannot **Run**, **Hide**

- ▶ Find visual cover from gunfire (if you can see the attacker, they may be able to see you)
- ▶ Find physical cover from gunfire e.g. substantial brickwork/heavy reinforced walls (cover from view does not mean you are safe. Bullets go through glass, brick, wood and metal)
- ▶ Be aware of your exits
- ▶ Try not to get trapped
- ▶ Be quiet, silence your phone and turn off vibrate
- ▶ Lock / barricade yourself in
- ▶ Move away from the door.



Download CitizenAid app or visit CitizenAid.org

If you have been exposed to a HAZARDOUS SUBSTANCE



REMOVE YOURSELF...

...from the hazard to avoid further exposure.
If the skin is itchy or painful, find a water source.
IN AN EMERGENCY, 999



REMOVE OUTER CLOTHING...

...if affected by the substance.
Try to avoid pulling clothing over the head if possible.
Do not smoke, eat or drink.
Do not pull off clothing stuck to skin.



REMOVE THE SUBSTANCE...

...from skin if affected.
RINSE continually with water if the skin is itchy or painful.
If the substance is not painful or itchy, use a dry absorbent material to either soak it up or break it off.

If you think someone has been exposed to a hazardous substance, use caution and keep a safe distance to avoid exposure yourself. In an emergency call 999.

If you have been affected then follow the REMOVE advice:

- ▶ **REMOVE** yourself from the hazard to avoid further exposure.
- ▶ **REMOVE** outer clothing if affected by the substance.
- ▶ **REMOVE** the substance from skin if affected.

More detailed advice can be found online here:
<https://www.protectuk.police.uk/advice-and-guidance/response/remove-remove-remove-guidance-hazardous-substance-exposure>



Suspicious items - guidance for the public

- ▶ Do not touch
- ▶ Try and identify an owner in the immediate area
- ▶ If you think its suspicious, don't feel embarrassed or assume someone else will report it
- ▶ Report it to a member of staff or security, or if they are not available dial 999 (do not use your mobile phone in the immediate vicinity)
- ▶ Move away to a safe distance - even for a small item such as a briefcase move at least 100m away from the item starting from the centre and moving out
- ▶ Remember, if you think its suspicious, **say something**.



Bomb threat guidance

The vast majority of bomb threats are hoaxes designed to cause alarm and disruption. As well as the rare instances of valid bomb threats, terrorists may also make hoax bomb threat calls to intimidate the public, businesses and communities, to draw attention to their cause and to mislead police. While many bomb threats involve a person-to-person phone call, an increasing number are sent electronically using email or social media apps.

No matter how ridiculous or implausible the threat may seem, all such communications are a crime and should be reported to the police by dialling 999. For non emergencies, contact British Transport Police on 61016.



ProtectUK

Launched in 2022, ProtectUK is a new central hub for counter terrorism and security advice.

On the website you can view the current UK threat level, find advice and guidance to protect yourself and your business and also perform a risk assessment to help you to manage risk.

Visit: www.protectuk.police.uk

Contact your Local Authority Resilience Team

Birmingham

- ▶ Emergency Planning, Birmingham City Council
PO Box 37, Birmingham, B4 7DQ
- ▶ www.birmingham.gov.uk/resilience
- ▶ emergencyplanning@birmingham.gov.uk
- ▶ 0121 303 4825



Solihull

- ▶ Solihull Council, Council House, Manor Square, Solihull, B97 3QB
- ▶ www.cswprepared.org.uk
- ▶ cswrt@warwickshire.gov.uk
- ▶ 0121 704 6032



Coventry

- ▶ Council House, Earl Street, Coventry, CV7 5RR
- ▶ www.cswprepared.org.uk
- ▶ cswrt@warwickshire.gov.uk



Walsall

- ▶ Council House, Lichfield Street, Walsall, WS1 1TP
- ▶ www.walsall.gov.uk
- ▶ emergencyplanningunit@walsall.gov.uk
- ▶ 01922 650 000



Dudley

- ▶ Dudley Metropolitan Borough Council, Council House, Priory Road, Dudley, DY1 1HF
- ▶ www.dudley.gov.uk/council-community/emergencies/
- ▶ disaster.mgt@dudley.gov.uk



Wolverhampton

- ▶ Civic Centre, St Peter's Square, Wolverhampton, WV1 1SH
- ▶ www.wolverhampton.gov.uk/community/incident-and-emergency-planning
- ▶ emergency.planning@wolverhampton.gov.uk



Sandwell

- ▶ Resilience Team, Council House, Oldbury, B69 3DE
- ▶ www.sandwell.gov.uk/emergencyplanning
- ▶ emergency_planning@sandwell.gov.uk



More information

Contact the Local Resilience Forum:



West Midlands Conurbation Local Resilience Forum,
C3, 51 Park Lane, Aston, Birmingham, B6 5DL



Steve Vincent: 07741 816253 Luke Martin: 07391 019528



lrf_coordinator@westmidlands.police.uk

Accessibility

You may request a printed version of this Community Risk Register or get the content in alternative formats (easy to read or large print format).

