

# Walsall Children's Services Corporate Parenting Board February 2021 Quarter 4

Please Note: Quarter 4 figures are provisional up until the publication of the Children in Care return figures.



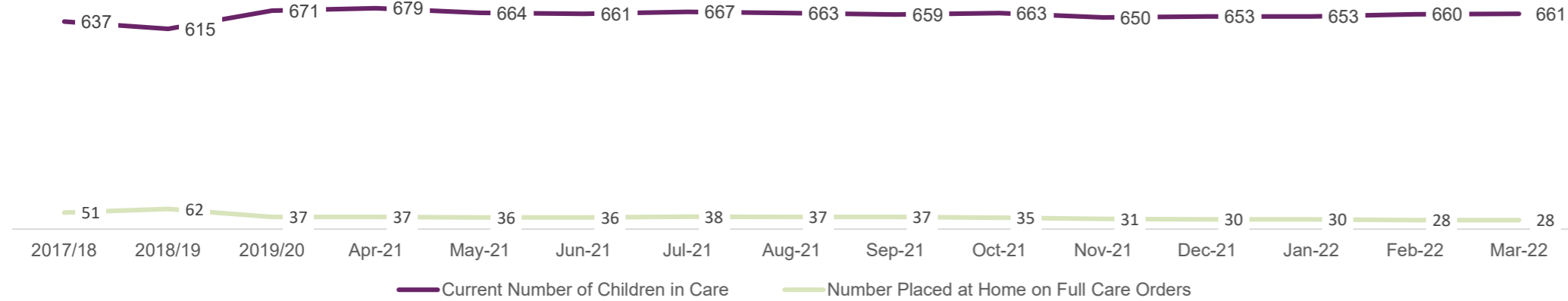
Walsall Council

PROUD OF OUR PAST OUR PRESENT AND FOR OUR FUTURE

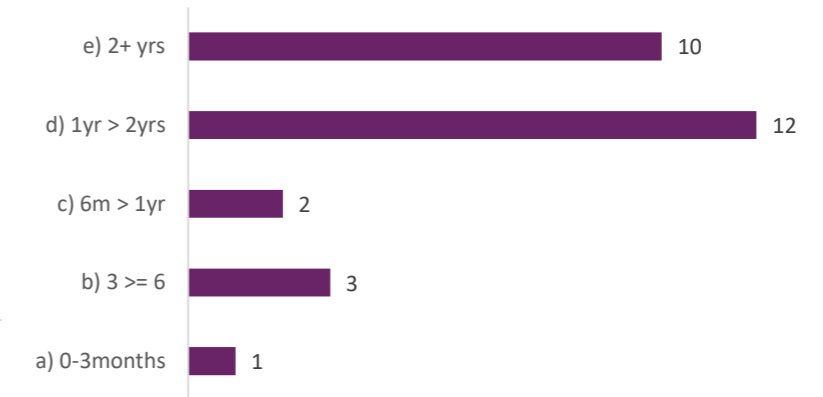
#### Current Children in Care (CiC) Profile



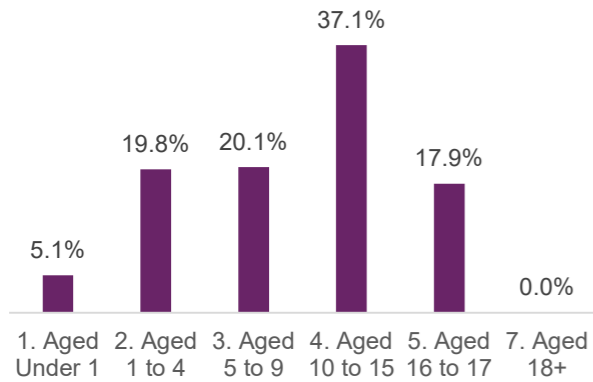
Number of Children in Care in Walsall (12 Month Rolling)



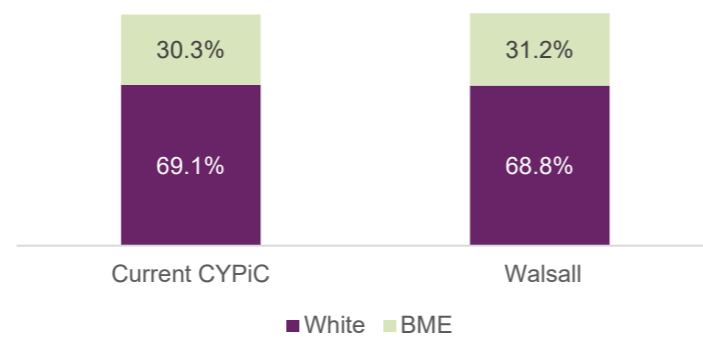
Length of Time placed at home on full care orders



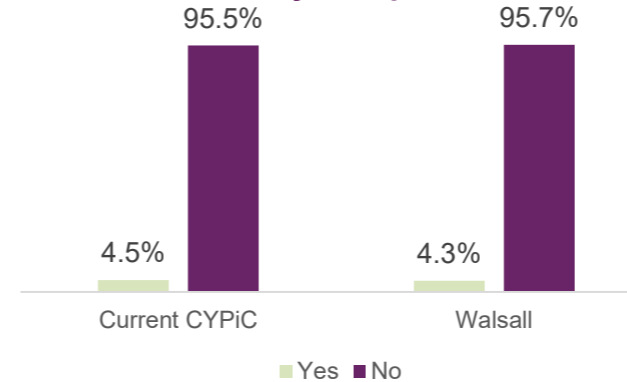
% of current CiC by age



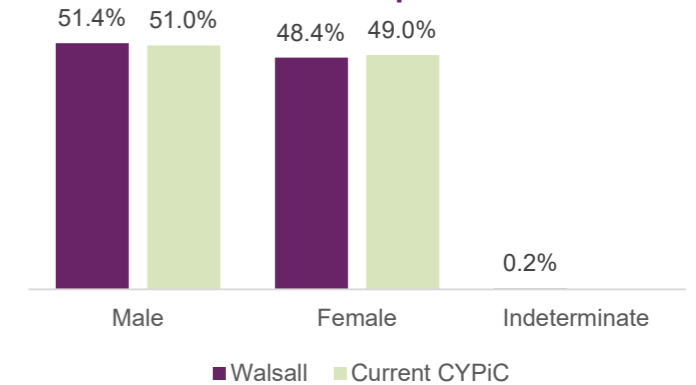
Ethnicity Comparison



Disability Comparison



Gender Comparison



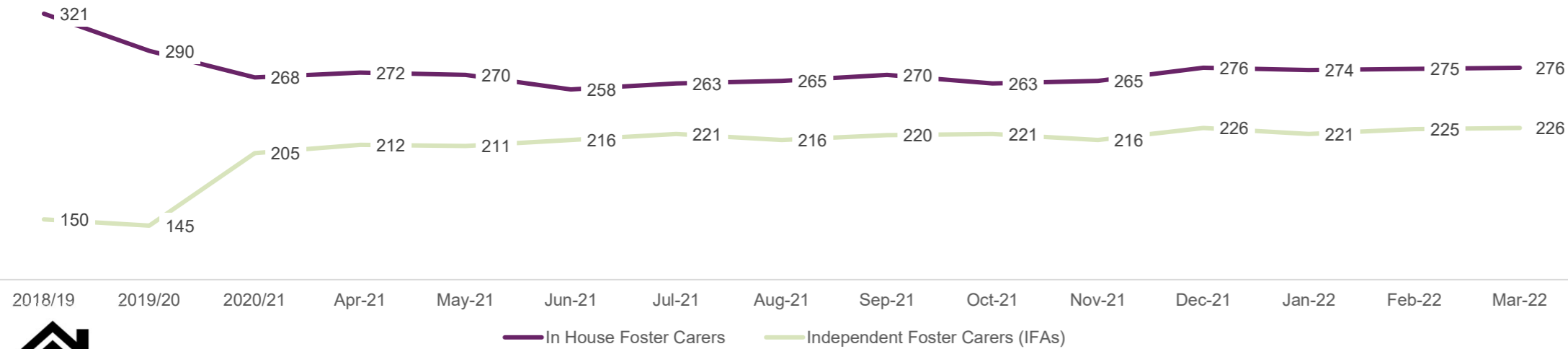
#### Commentary

Demographic data has been taken from the 2020 mid-year population estimates. A slightly lower proportion of Children in Care are from BME backgrounds compared to the Walsall Child and Young Person population (0-17s). A slightly higher percentage of Children in Care have a disability (5.2%), compared to the overall 0-17 population (4.3%). A slightly higher percentage of Children in Care are male (51.4%) compared to the overall 0-17 population of Walsall (51.0%).

The current Children in Care population has continued to decrease slightly from 670 at the end of 2020/21 to 661 at the end of Q4 of the current year (2021/22). The current rate of 95 per 10,000 remains below that of our statistical neighbours but is still higher than the 2019/20 England and West Midlands averages. We currently have 28 children placed at home on full care order, this is a slight decrease from 30 at the end of Q3. 22 of the 28 have been placed at home for over a year. Work is continuing with the courts to revoke care orders for children who are placed at home where appropriate.

**CiC Placement Analysis**

**Breakdown of Foster Placements (12 Month Rolling)**



The number of CiC placed with in house foster carers and IFA's has increased but remains fairly stable.



**% CiC placed 20 mile+ from home, outside of LA boundary**

**86**  
**13.3%**

2020/21 Walsall = 11.0%  
2019/20 Walsall = 10.0%  
2020/21 West Midlands = 14.0%  
2020/21 Stat Neighbours = 16.3%  
2020/21 England = 16.0%

**% CiC 3 or more placements in a year**

**48**  
**7.3%**

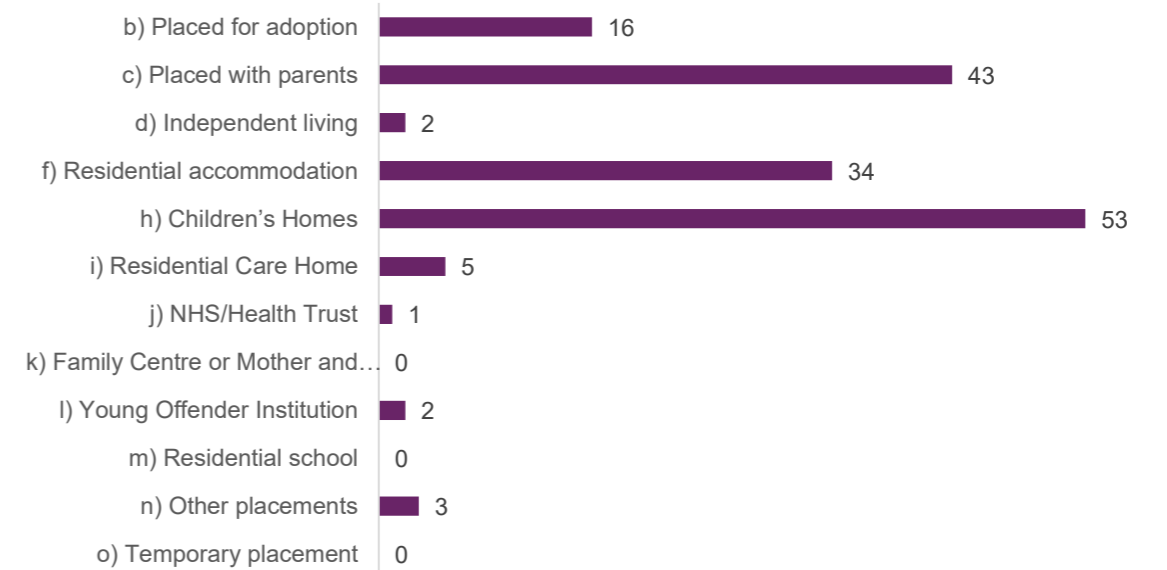
2020/21 Walsall = 7.0%  
2019/20 Walsall = 9.0%  
2020/21 West Midlands = 8.0%  
2020/21 Stat Neighbours = 7.1%  
2020/21 England = 9.0%

**% of CiC in same placement for over 2 years if CLA for over 2.5 years**

**207**  
**67.2%**

2020/21 Walsall = 67.0%  
2019/20 Walsall = 66.0%  
2020/21 West Midlands = 71.0%  
2020/21 Stat Neighbours = 71.5%  
2020/21 England = 70.0%

**Current CiC by Placement Type (non-fostered)**



**Commentary**

Trends for children placed with in house foster carers have remained stable during the fourth quarter of 2021/22. Currently Walsall has 276 children placed with in house foster carers, slightly higher than the out-turn for the previous year. Walsall has 226 children placed with independent fostering agencies. This figure has remained the same as at the end of quarter 3, slight fluctuations during the year but has remained fairly constant during the reporting period.

13.6% of Walsall's CiC are placed 20 plus miles from their home address this is an increase on the 2020-21 out-turn. 6.5% of the CiC population have had 3 or more placements within a year. This is a slight decrease on the 2020-21 out-turn. The percentage of CiC in the same placement for over 2 years if CiC for over 2.5 years (67.2%) is also improving but remains slightly lower than regional and statistical neighbour averages for 2020/21.

#### Statutory Visits and Reviews



#### % Visits undertaken to timescale

Where a statutory visit has been undertaken to timescale in accordance with the child's plan.

Time Since Last Visit Undertaken	Number	%
a) 0 - 6 weeks	610	92.3%
b) 6 - 12 weeks	38	5.7%
c) 12 - 18 weeks	3	0.5%
d) 18+ weeks	0	0.0%
No Visit Recorded - new in last month	10	1.5%
<b>Total</b>	<b>661</b>	<b>100.0%</b>



#### % of children in care by time since last visit



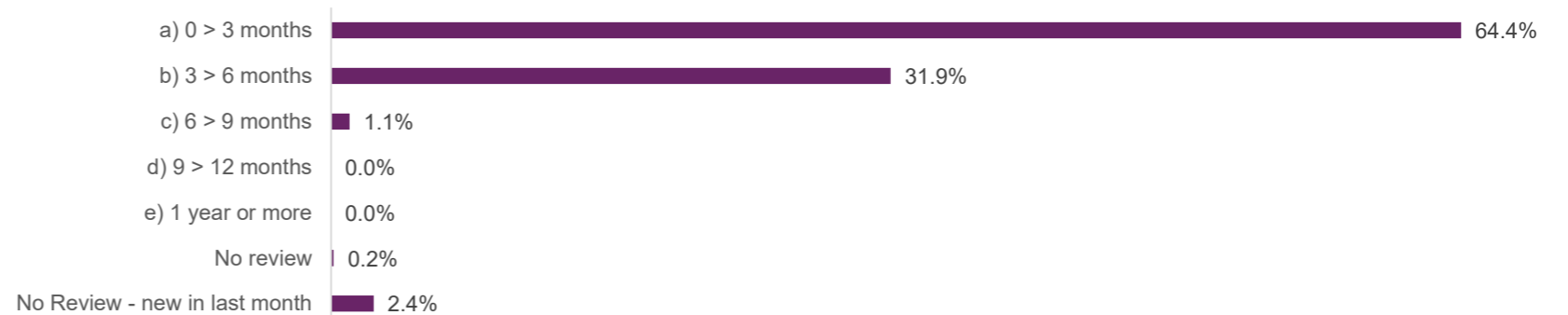
#### Reviews carried out within timescale (12month Rolling)

Where reviews for children looked after are carried out within timescale

Time Since Latest Review	Number	%
a) 0 > 3 months	426	64.4%
b) 3 > 6 months	211	31.9%
c) 6 > 9 months	7	1.1%
d) 9 > 12 months	0	0.0%
e) 1 year or more	0	0.0%
No review	1	0.2%
No Review - new in last month	16	2.4%
<b>Total</b>	<b>661</b>	<b>100.0%</b>



#### % Time Since Latest Review



#### Commentary

The proportion of CiC where a statutory visit has been undertaken to timescale in accordance with the child's plan is 89.2% with 92.3% seen within 6 weeks of the previous visit or coming in care. There were 10 CiC with no visits recorded as 31st March 2022, these are new children who have entered into care during the month.

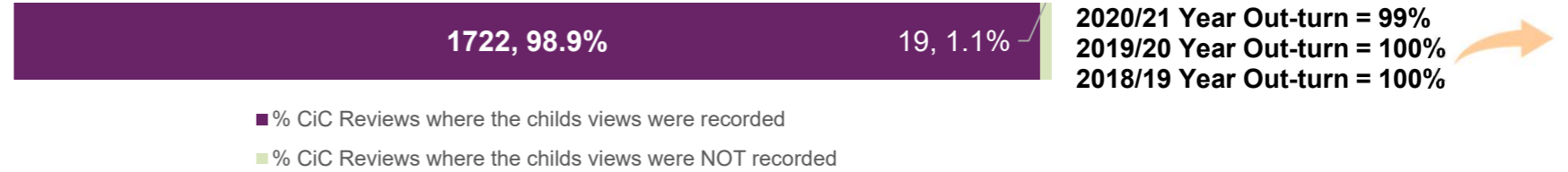
89.9.% of reviews have been undertaken within timescales. 96.4% of current Children in Care have had a review within the last 6 months. 0.2% (1) children currently have overdue reviews, however, this review will have been completed on time and will be in the process of being recorded (IROs have 20 working days from the date of review to write their reports).

**Views of the child**



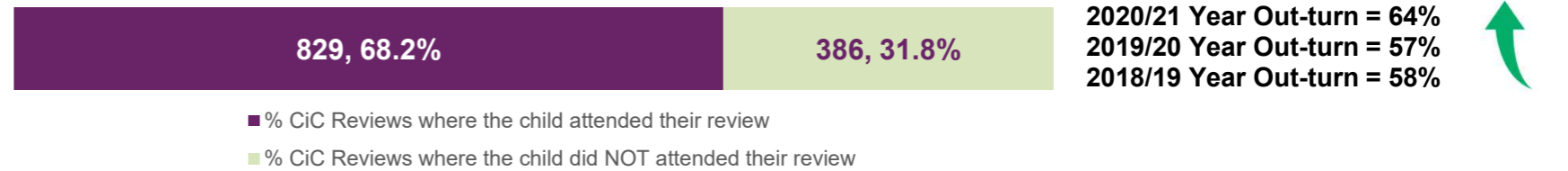
**% CiC Reviews where the child's views were recorded (12 month rolling period)**

The proportion of CiC reviews where the child's views were recorded (this is where the review took place and a "PN" code has been selected)



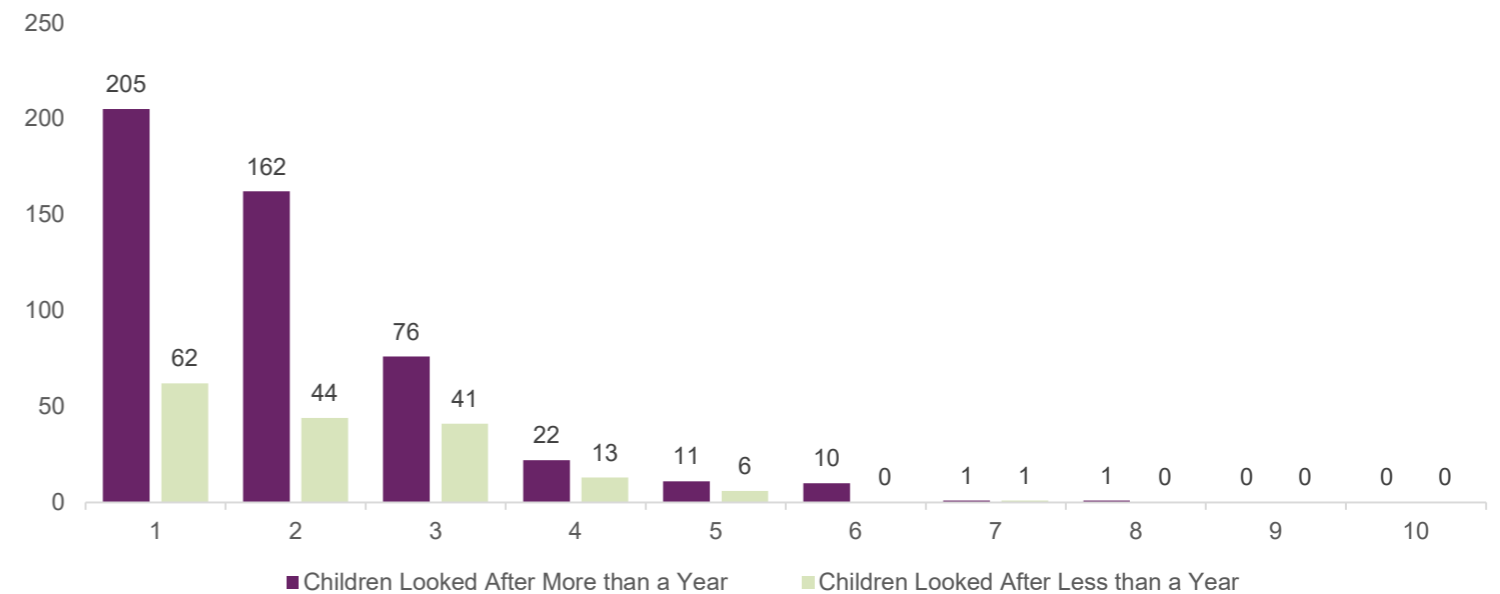
**% CiC Reviews where the child attended their review (12 month rolling period)**

The proportion of CiC reviews where the child's physically attends their review.



Type of Participation at Review (12 month rolling period)	Number	%
PN0 - child under 4 at time of review	443	N/A
PN1 - child attends and speaks for themselves	745	58.6%
PN2 - child attends and an advocate speaks for them	37	2.9%
PN3 - child attends and conveys their views non-verbally	18	1.4%
PN4 - child attends; does not speak for themselves / convey their views	26	2.0%
PN5 - child does not attend but asks advocate to speak for them	76	6.0%
PN6 - child does not attend but conveys their feelings to the conference	264	20.8%
PN7 - child does not attend nor conveys their view to the conference	27	2.1%
<b>Total Reviews</b>	<b>1715</b>	
No Participation Code Reported	19	1.5%

**Number of Social Workers children have had in the past 12 months**



**Commentary**

The child's views were recorded at 98.9% of CiC reviews. This is slightly lower than the out-turns for the previous three years, but remains very positive performance.

68.2% of children attended their review in the previous 12 months. This is a significant increase compared with previous years and has been supported and enabled through the increased use of technology.

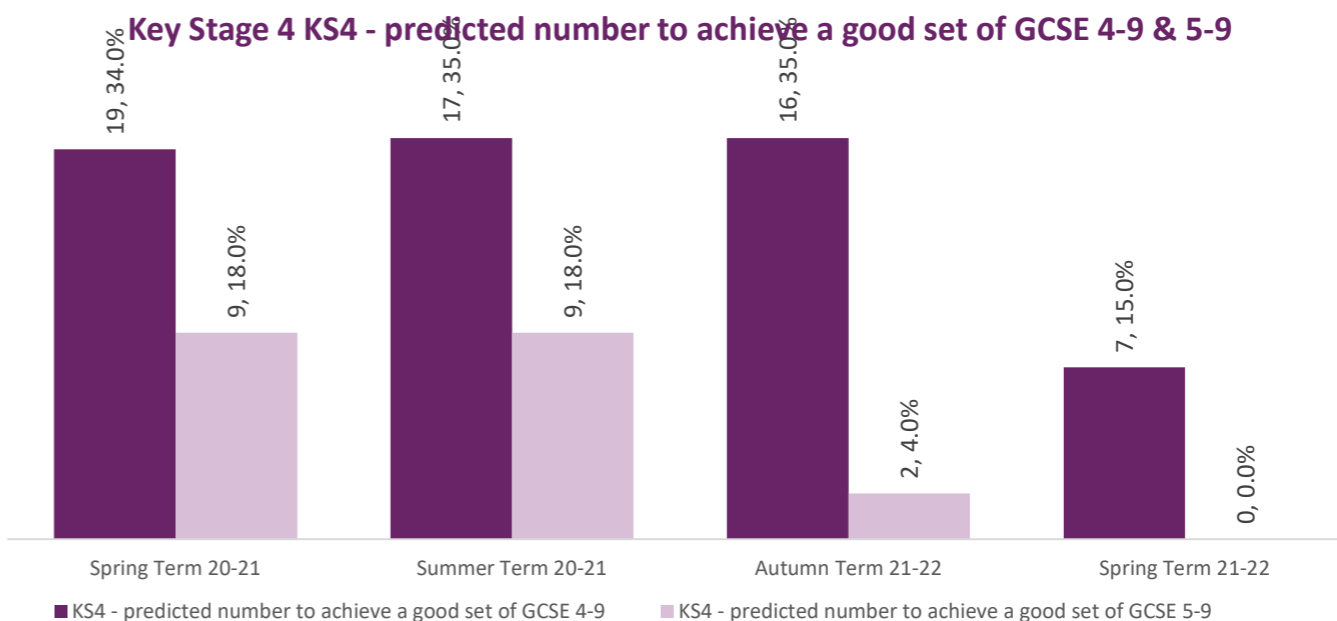
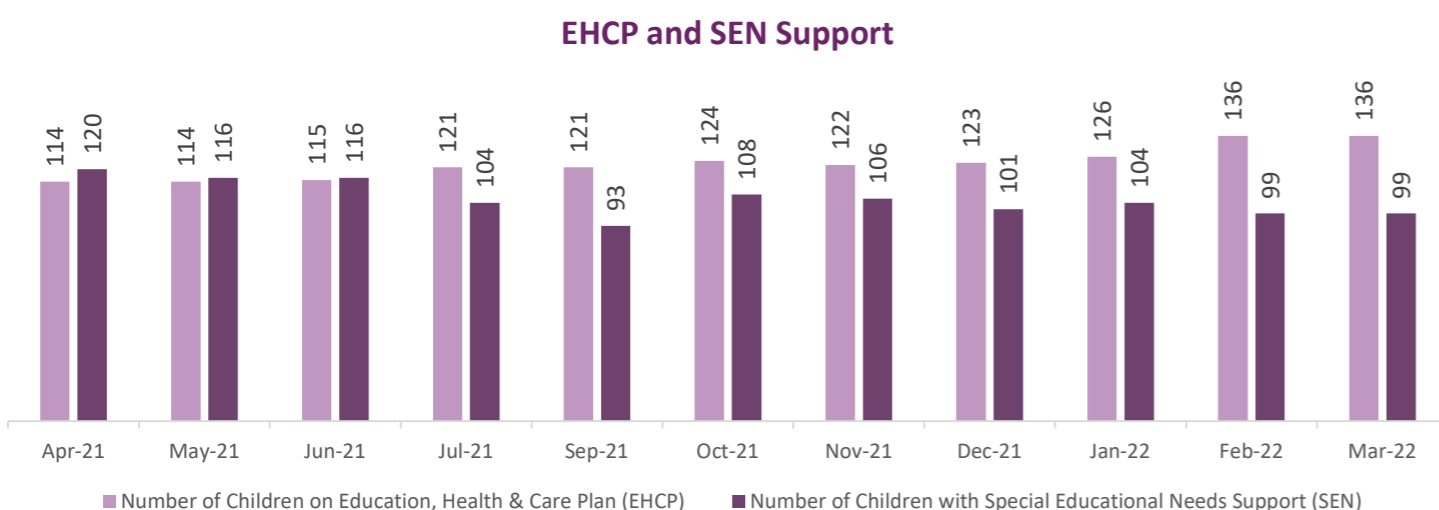
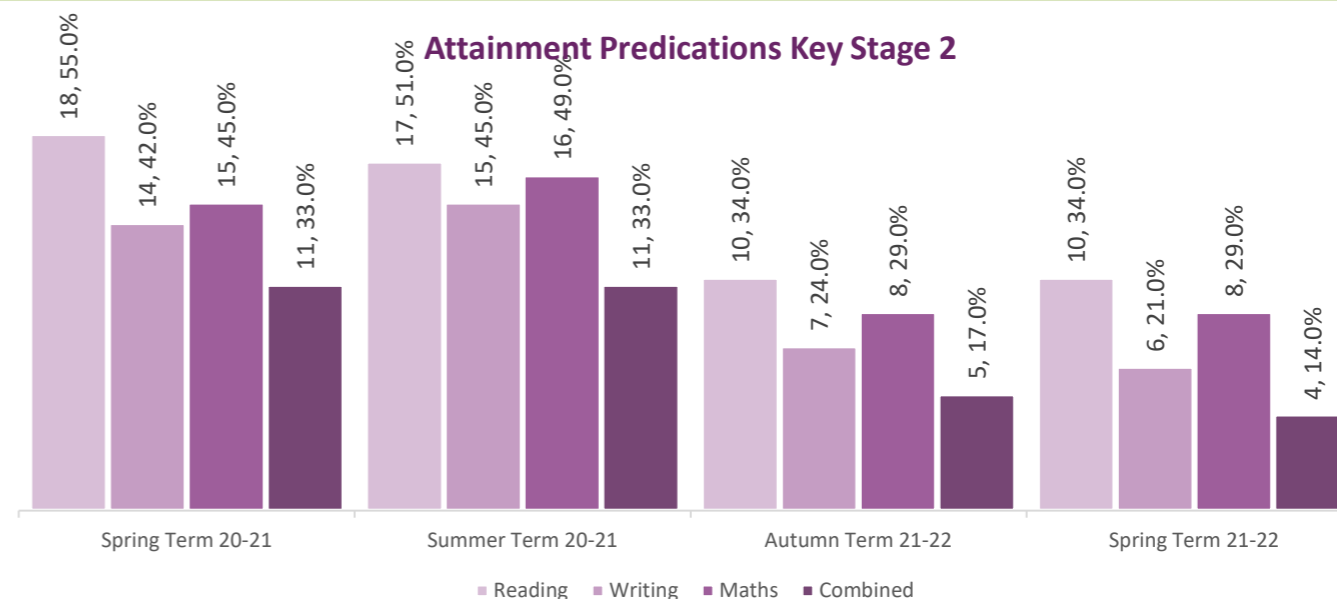

The number of children experiencing a change of social worker has increased slightly compared to the previous quarter. The number of CiC for more than 1 year who have remained with the same social worker for the past 12 months is 205. This has increased slightly from 215 at the end of the previous quarter.

## Education



### RAG Ratings of PEPs

The quality assurance process changed in 2021/22 from being rated inadequate, requires improvement, good and outstanding, to meets the required and standard and doesn't meet required standard this enables us to distinguish between very good and very poor PEPs'.



## Commentary

**Please Note** - The quality assurance process for the rating of completed PEPs has changed from a "RAG" system to "Meets the required standard" and "Doesnt meet the required standard"

KS2 -The percentage of children predicted to achieve the expected level of attainment for KS2 combined in reading, writing and maths in spring 2021-22 was 14% which is a significant decrease compared to spring 2020-21 (33%).

KS4 -The percentage of children predicted to achieve a good set of GCSE (4-9) reported in spring 2021-22 was 15% which is a decrease compared to spring 2020-21 (15%). The percentage of children predicted to achieve a good set of GCSE (5-9) reported in autumn 2021-22 is 4% which is a significant decrease compared to autumn 2020-21 (13%).

The number of children with an EHCP has been increasing throughout the year and is at 136, compared with 114 in April 2020.

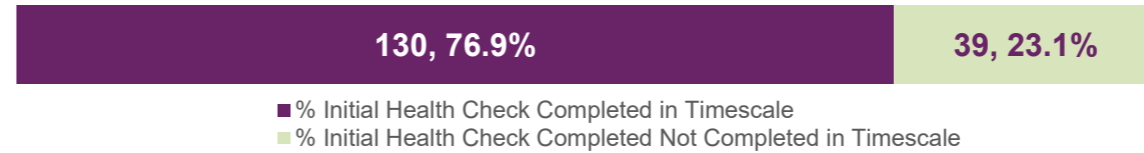
The number of children with SEN support has decreased from 114 in April 2021 to 99 in March 2022, September 2021 (93) was the lowest month in the year.

## Health and Well-being



### % Initial Health Check Completed in Timescale

Assessments in timescale of CiC admission for those in care for 28 days or more

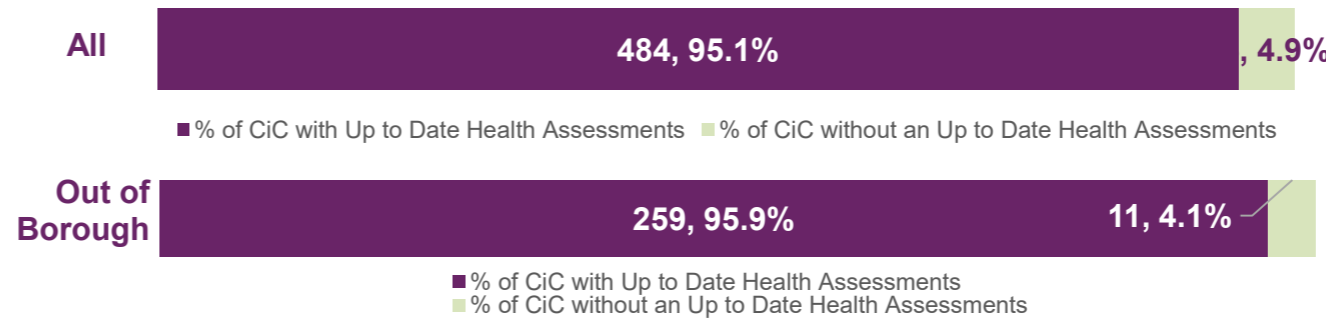


2020/21 Year Out-turn = 75%  
2019/20 Year Out-turn = 49%  
2018/19 Year Out-turn = 75%



### % of CiC with Up to Date Health Assessments

Where the child is over 5 and has been in care for over a year

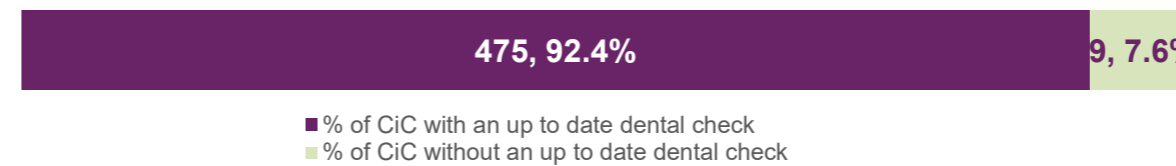


2020/21 Walsall = 85%  
2019/20 Walsall = 80%  
2019/20 West Midlands = 87%  
2019/20 Stat Neighbours = 90%  
2019/20 England = 90%



### % of CiC with an up to date dental check

Where the child is over 5 and has been in care for over a year



2020/21 Walsall = 43.0%  
2020/21 Walsall = 92%  
2020/21 West Midlands = 33%  
2020/21 Stat Neighbours = 33%  
2020/21 England = 40%



## Strength and Difficulties Questionnaire (SDQ)

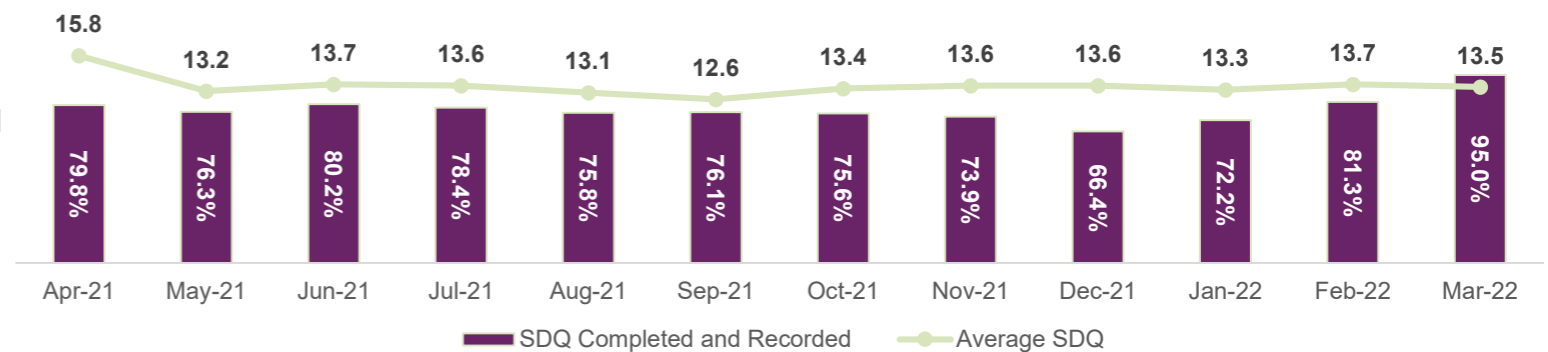
The Strengths and Difficulties Questionnaire should be completed for every child looked after for at least 12 months and aged 5 to 16 years-old.

Average SDQ Score  
**13.7**

### Breakdown

Score	Considered	Number	% of those eligible for SDQ	% against all Children Looked
Score 0 - 13	Normal	237	53%	37.3%
Score 14 - 16	Borderline	56	13%	8.8%
Score 17 - 40	Cause for Concern	155	35%	24.4%

Number of children looked after for at least 12 months aged 5 to 16 with an SDQ score (Rolling 12 months)



## Commentary

Performance shows that the vast majority of children in care have up to date health checks just under 95.1%, compared to 85% at the end of 2020/21. There has been a positive increase in the percentage of children whose initial health checks are done on time 76.9% currently compared to 75% at the end of Q4 2020/21. Social Care and Health colleagues continue to work closely together to ensure that processes for notifying health when a child enters care are robust and the finalisation of health assessments is timely.

Similarly a high and climbing proportion of children have up to date dental checks. This is a significant improvement on 2020-21 and indicates that the backlog in dental checks as a result of Covid has been cleared.

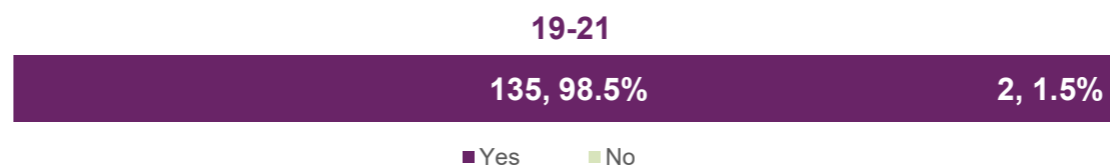
The proportion of SDQ's completed and recorded has increased significantly to 95%, compared to 79.8% April 2021. The average SDQ score is currently 13.7. This has decreased from 15.8 in April 21. 155 children currently have an SDQ score that suggests there may be a cause for concern in their emotional and mental well-being based on the answers they gave to the questionnaire.

## Care Leavers



### Care Leavers in touch

Care Leavers where the local authority is in touch aged 19-21

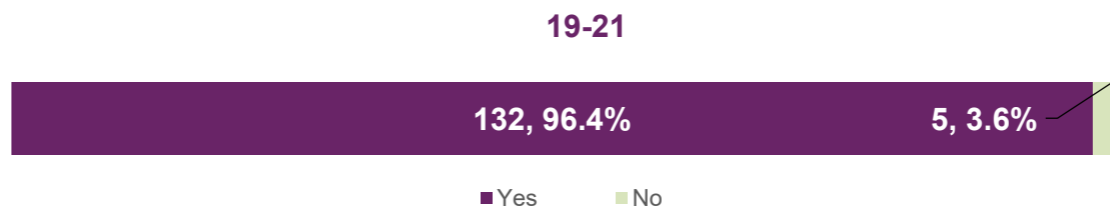


2020/21 Year Out-turn = 94%  
2019/20 Year Out-turn = 95%  
2020/21 West Midlands = 95%  
2020/21 Stat Neighbours = 96.7%  
2020/21 England = 95%



### Care Leavers in suitable accommodation

Care Leavers whos accommodation is classed as suitable for ages 19-21 (excluding 'gone abroad', 'deported' and 'residence not known')

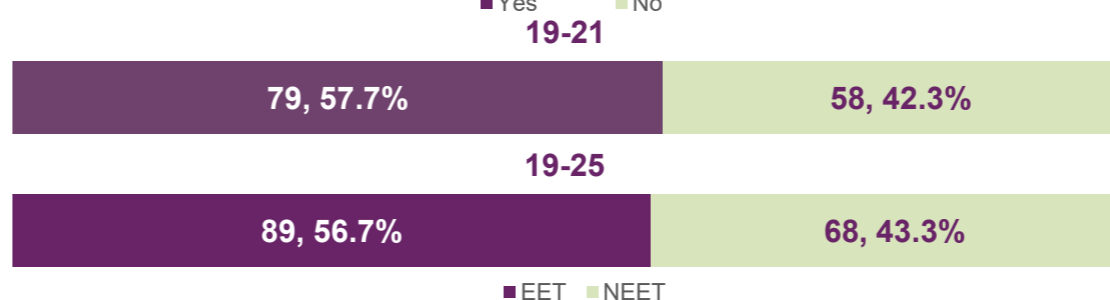


2020/21 Year Out-turn = 89%  
2019/20 Year Out-turn = 89%  
2020/21 West Midlands = 87%  
2020/21 Stat Neighbours = 89.5%  
2020/21 England = 88%



### Care Leavers in Education, Employment or Training

Education, Employment and Training of Care Leavers aged 19-21

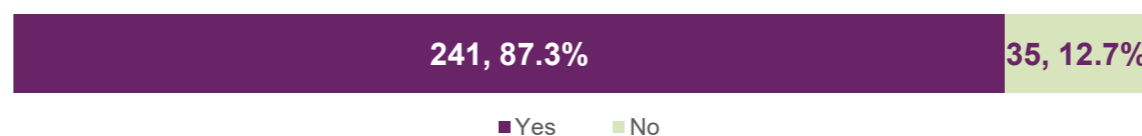


2020/21 Year Out-turn = 50%  
2020/21 Year Out-turn = 54%  
2020/21 West Midlands = 50%  
2020/21 Stat Neighbours = 46.4%  
2020/21 England = 52%



### Care Leavers available to work - All Ages

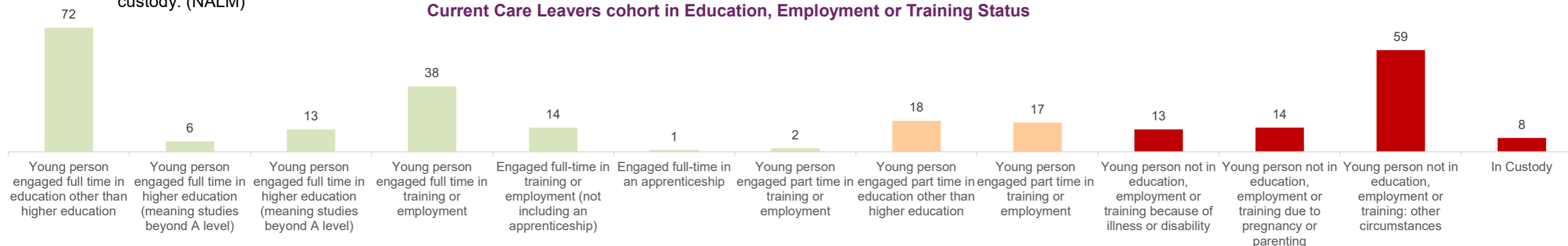
Care Leavers who are available to work this excludes all those that are not available for the labour market due to illness/disability, pregnancy or young mothers or being in custody. (NALM)



2020/21 Year Out-turn = 54%  
2019/20 Year Out-turn = 74%  
2018/19 Year Out-turn = 63%

2020/21 Year Out-turn = 86%  
2019/20 Year Out-turn = 86%

Current Care Leavers cohort in Education, Employment or Training Status



## Commentary

The percentage of 19-21 year old care leavers in education, employment or training at the end of quarter 4 of 2021-22 was 57.7%. This has increased compared to last years out turn of 50%. The 19-25 cohort has also seen an increase during quarter 4, with 56.7% care leavers in Education, Employment or Training compared with the 54% 2020/21 outturn.

87.3% of care leavers are available to work - excluding those not available for the labour market (NALM) due to illness, disability, pregnancy or being a young mother or because they are in custody. 8 of Walsall's care leavers are currently in custody. The number of of care leavers in suitable accommodation remains high - of the five 19-21 year olds that are not in suitable accommodation, all 5 are in custody.

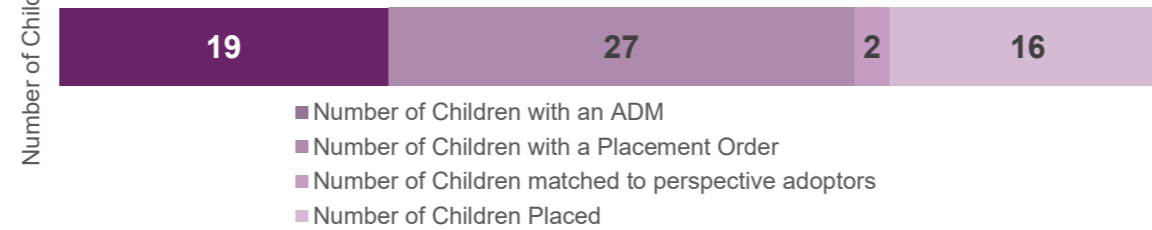


**Adoption and Permanency**

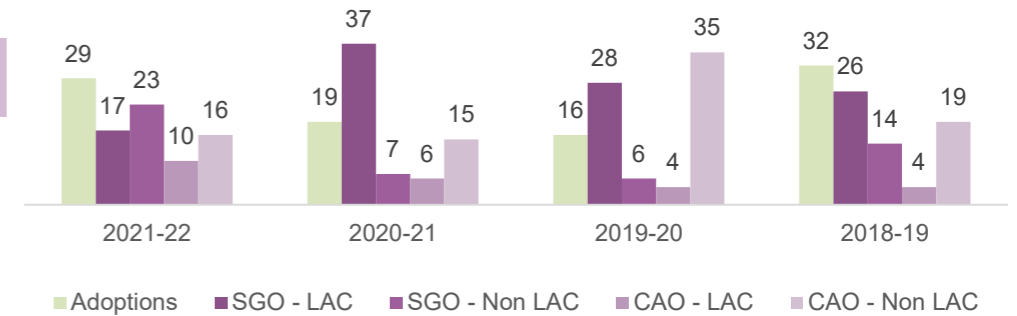


**Adoption Pipeline**


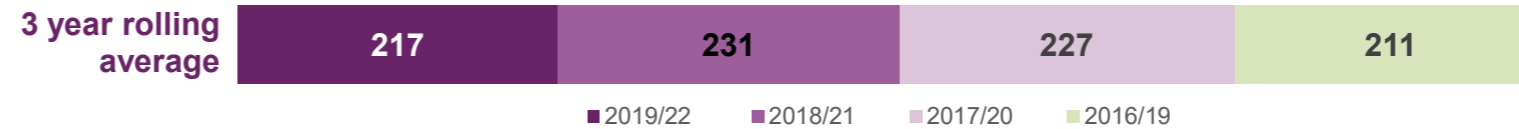
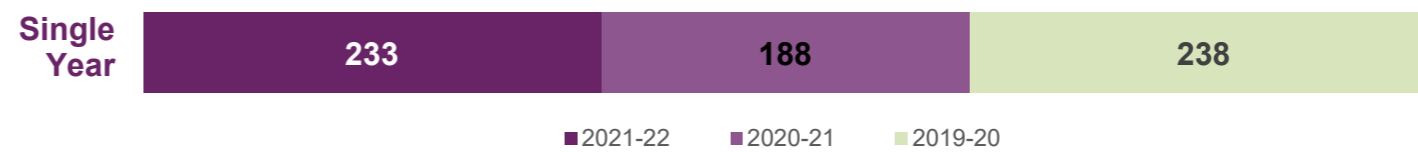
**Adoption Pipeline (Based on the ALB Return)**



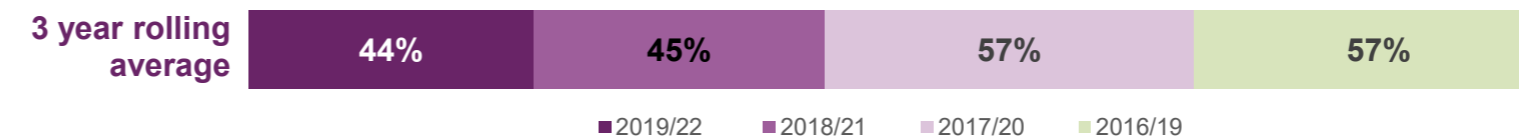
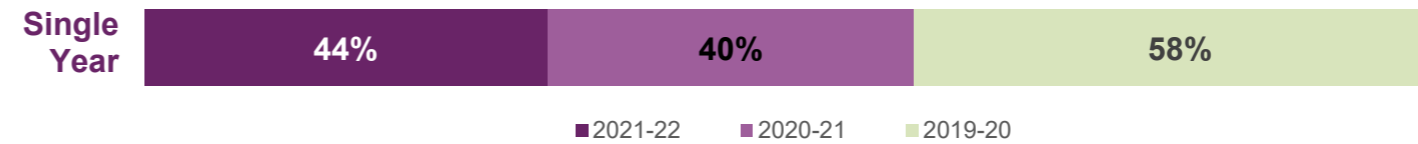
**Number of adoptions**



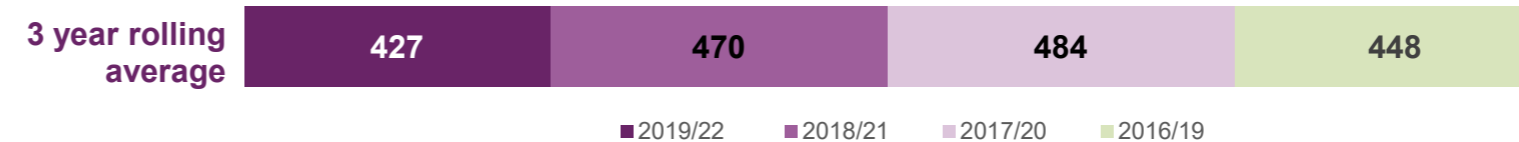
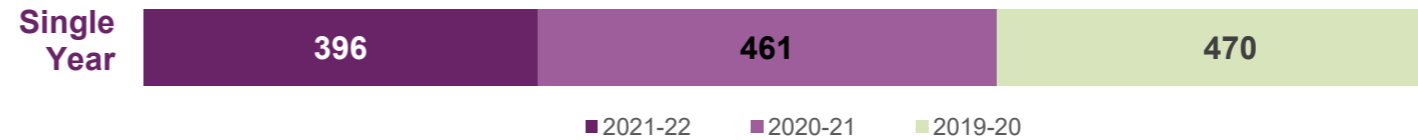
**A2 - Average time between receiving court authority to place and finding a match**



**A3 - % Children who wait less than 14 months between entering care and moving in with their adoptive family**



**A10 - Average time between a child entering care and moving in with their adoptive family (stopped at point of fostering for foster carers adoptions)**



**Commentary**

There were 29 adoptions during 2021/22 this based on the latest ALB data. In 2020/21, 19 were children were adopted, this was an 28.3%

So far during the current year, children had a longer wait than in 2020/21 between receiving court authority to place and finding a match - this was 233 days compared to 188 days in 2020/21. 44% of Children wait less than 14 months between entering care and moving in with their adoptive family. Between April 2021 and March 2022, 40 Children have ceased to be looked after due to special guardianship orders (17 - LAC and 23 - Non LAC) and 26 due to child arrangement orders (10 - LAC and 16 - Non LAC).