

15 March 2022

Walsall Covid-19 Update

Ward(s):

Portfolios: Cllr Craddock

1. Aim

To give a progress update on the current Covid-19 infection rates in Walsall, vaccination uptake, including the booster and future Covid-19 management.

2. Recommendations

That colleagues continue to play their part in the Local Authority and Partner management response to Covid-19 in Walsall and support messages for residents to live safely with Covid.

3. Report detail

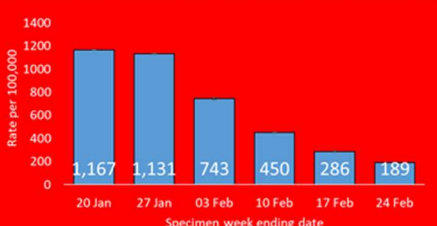
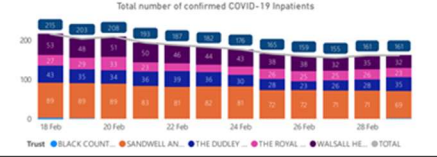
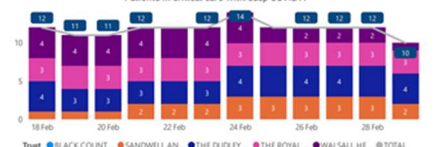
Following Government guideline changes, this report offers an overview of how Walsall plans to live safely with Covid-19 including:

- Barometer (5 key performance indicator overview)
- Vaccinations

The **barometer** offers an overview of the current situation based on five key performance indicators and their RAG ratings (the defined parameters agreed regionally).

At present, KPIs are rated as **RED** / **AMBER** with the previously reported high number of positive cases reducing, along with recent trends, positivity (the proportion of those tested who are positive) and the situation awareness (community transmission of positive cases across the borough).

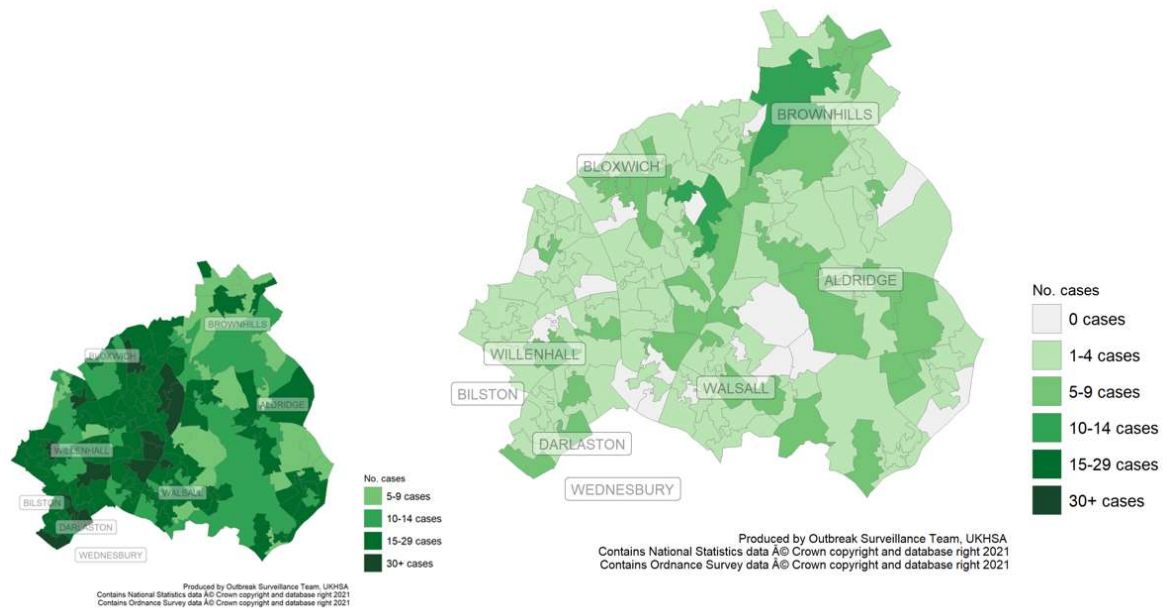
There are also two supplementary indicators offering an acute perspective in terms of inpatient numbers (32) and the number of critical beds occupied due to Covid-19 (1), both of which have reduced considerably since last time.

	KPI	Latest Data	Comments	Source																																																												
1	Weekly incidence (number of new cases)	541 Cases (14th Feb to 20th Feb)	-34% decrease in a week	UKHSA situation awareness explorer (last refreshed 02 Mar)																																																												
2	Weekly trends (rate per 100,000)	 <p>Rate per 100,000</p> <p>Specimen week ending date</p>	<p>The rate is currently at 188.7 per 100,000 population.</p> <p>Walsall ranked 289/309 English LTLAs</p> <p>Each bar represents a rate for positive cases over 7 days. RAG dependent on latest rate.</p>	UKHSA situation awareness explorer (last refreshed 02 Mar)																																																												
3	Weekly Positivity (% testing +ve PCR only)	8.4% (Pillar 1 & 2 combined) as of 23rd February	Benchmark: Birmingham & Black Country: 10.0% England: 10.9%	UKHSA situation awareness explorer (last refreshed 02 Mar)																																																												
4	Covid vaccine uptake (%)	<table border="1"> <thead> <tr> <th>Age group</th> <th>1st dose%</th> <th>2nd dose%</th> <th>Booster%</th> </tr> </thead> <tbody> <tr><td>5-11</td><td>2%</td><td>0%</td><td>0%</td></tr> <tr><td>12-15</td><td>48%</td><td>19%</td><td>43%</td></tr> <tr><td>16-17</td><td>62%</td><td>42%</td><td>34%</td></tr> <tr><td>18-29</td><td>69%</td><td>62%</td><td>48%</td></tr> <tr><td>30-39</td><td>73%</td><td>69%</td><td>57%</td></tr> <tr><td>40-49</td><td>82%</td><td>79%</td><td>70%</td></tr> <tr><td>50-54</td><td>89%</td><td>87%</td><td>82%</td></tr> <tr><td>55-59</td><td>90%</td><td>89%</td><td>86%</td></tr> <tr><td>60-64</td><td>92%</td><td>91%</td><td>90%</td></tr> <tr><td>65-69</td><td>93%</td><td>92%</td><td>93%</td></tr> <tr><td>70-74</td><td>95%</td><td>95%</td><td>96%</td></tr> <tr><td>75-79</td><td>97%</td><td>96%</td><td>97%</td></tr> <tr><td>80+</td><td>96%</td><td>96%</td><td>96%</td></tr> <tr><td>Overall</td><td>71.90%</td><td>67.00%</td><td>75.66%</td></tr> </tbody> </table>	Age group	1st dose%	2nd dose%	Booster%	5-11	2%	0%	0%	12-15	48%	19%	43%	16-17	62%	42%	34%	18-29	69%	62%	48%	30-39	73%	69%	57%	40-49	82%	79%	70%	50-54	89%	87%	82%	55-59	90%	89%	86%	60-64	92%	91%	90%	65-69	93%	92%	93%	70-74	95%	95%	96%	75-79	97%	96%	97%	80+	96%	96%	96%	Overall	71.90%	67.00%	75.66%	<p>Black Country & West B'ham CCG</p> <p>First dose: 67.90%</p> <p>Second dose: 62.89%</p> <p>Booster (3rd dose): 75.29%</p> <p>Note: Booster percentage denominator is the population <u>currently eligible</u> for the booster.</p>	IMS Reporting (last refreshed 02 Mar)
Age group	1st dose%	2nd dose%	Booster%																																																													
5-11	2%	0%	0%																																																													
12-15	48%	19%	43%																																																													
16-17	62%	42%	34%																																																													
18-29	69%	62%	48%																																																													
30-39	73%	69%	57%																																																													
40-49	82%	79%	70%																																																													
50-54	89%	87%	82%																																																													
55-59	90%	89%	86%																																																													
60-64	92%	91%	90%																																																													
65-69	93%	92%	93%																																																													
70-74	95%	95%	96%																																																													
75-79	97%	96%	97%																																																													
80+	96%	96%	96%																																																													
Overall	71.90%	67.00%	75.66%																																																													
5	Situation Awareness	AMBER	There continues to be community transmission but very few exposures/outbreaks across the borough.	Daily UKHSA line list mapping / UKHSA outbreaks & issues / UKHSA LA Report (last refreshed on 02 Mar)																																																												
6	Walsall Hospital NHS Trust Inpatients	 <p>Total number of confirmed COVID-19 inpatients</p>	32 confirmed COVID-19 inpatients	Daily Trust Sitrep (last refreshed on 02 Feb)																																																												
7	HDU/ITU Occupancy	 <p>Patients in critical care with/susp COVID-19</p>	1 HDU/ITU beds being occupied due to COVID-19.	Daily Trust Sitrep (last refreshed on 02 Feb)																																																												

Mapped positive case data continues to be monitored regularly, with the latest LSOA level map demonstrating the impact across the borough (see below).

All LSOAs across the borough are affected, with pockets of higher cases (30+) within Willenhall North, Willenhall South, Darlaston South, parts of Bloxwich East, Blakenall, Birchills, Pleck and St Matthew's.

COVID-19 cases (Pillars 1 and 2 combined) in most recent 7-day period (21 February to 27 February 2022), by Walsall LSOA compared to previously



Source – PHE LA report

As part of the response / management of Covid-19, the Public Health on call cell continues to be operational since the summer 2020, and has supported / advised / guided over 10,000 contacts, with the majority being from care homes and educational settings.

Contact details for this service – walsall.healthprotection@nhs.net (01922) 658065

Vaccination

Overall vaccination uptake/coverage is now being monitored at System and Place levels against the NHSE targets. According to the latest published NHS England figures, weekly uptake percentages at system level are as follows:

<https://www.england.nhs.uk/statistics/statistical-work-areas/covid-19-vaccinations/>

First dose % (using ONS denominators)

Age group	BCWB	England
80+	92.1	93.2
75-79	96.1	100
70-74	97.0	96.1
65-69	97.0	97.1
60-64	98.9	99.8
55-59	94.2	97.8
50-54	94.3	95.4
45-49	88.5	90.8
40-44	91.2	94.1
35-39	83.2	89.5
30-34	77.3	87.8
25-29	68.8	81.3
18-24	70.1	80.5

Second dose % (using ONS denominators)

Age group	BCWB	England
80+	91.3	92.5
75-79	95.2	100
70-74	96.0	95.3
65-69	95.5	95.9
60-64	97.0	98.3
55-59	92.0	96.0
50-54	91.5	93.1
45-49	84.9	87.9
40-44	85.8	90.1
35-39	77.0	84.4
30-34	69.6	81.2
25-29	60.4	73.9
18-24	60.1	71.1

% of cohort (not just those eligible) who have had a booster or 3rd dose (using ONS denominators)

Age group	BCWB	England
80+	85.0	88.0
75-79	90.2	97.9
70-74	89.7	91.3
65-69	86.4	90.1
60-64	83.8	89.2
55-59	75.3	84.2
50-54	70.7	78.6
45-49	58.1	68.7
40-44	52.8	65.1
35-39	41.9	55.2
30-34	33.1	48.1
25-29	25.5	39.2
18-24	22.7	34.3

The BCWB ICS has delivered 2,492,425 vaccines since December 2020 (<https://www.england.nhs.uk/statistics/statistical-work-areas/covid-19-vaccinations/>), an enormous achievement which has meant that those most vulnerable were protected early from the serious effects of COVID-19. The BCWB CCG is working with Local Authority Public Health colleagues in each of the five places to ensure that we are reaching into communities, using local champions to support people with the right information upon which to make decisions around the vaccine and we have a large number of vaccination sites to ensure good access to the service. All this great work will continue.

Our teams are contacting everyone eligible to urge anyone aged 18 or over who has not yet had their vaccine to walk in or book at a local site. In addition, following

The NHS is urging expectant mums to get the Covid-19 vaccine after new data shows the overwhelming majority of pregnant women hospitalised with the virus have not had a jab.

Monitoring current vaccination inequalities

We are now reporting regularly overall vaccination coverage and inequalities at Borough and Ward/Middle Layer Super Output (MSOA) resident population levels. The latter is important as it will allow tracking of the impact of CCs and practice interventions in small areas. We use small area (LSOA) Index of Multiple Deprivation (IMD) scores summarised into quintiles and deciles to report coverage by deprivation.

Uptake in the Black/Black British ethnic group and mixed / multiple ethnicity is still low in Short Heath, Streetly and Willenhall North. Similarly, uptake in the Other/Unknown ethnic groups is low in Birchills and Pelsall.

As noted in previous reports first and second dose coverage is highest in the White and Asian major ethnic groups, and much lower in other ethnic groups.

A variety of methods are being used in a bid to improve uptake. Including grassroots outreach within local communities by the CCs, the vaccine bus service targeting local pockets of low uptake, targeted advertising via social media and radio, direct messaging via schools and other education partners, Walsall FC players filmed, vox pops produced of people getting vaccinated, videos with health professionals, toolkit for workplaces, information and reassurance in multiple community languages, and frequent press releases and local media appearance.

Service detail

The model of delivery of the vaccination in primary care is changing from being centred on a single local vaccination site in each of the seven Primary Care Networks to local GP surgeries. This has meant that some additional people have come forward for their first dose on the basis that it is available from their own GP practice.

The Mass Vaccination Site (MVS) at the Saddlers centre will change from its current position at the end of March to a smaller site within the Saddlers centre. Retaining a MVS alongside the delivery of the vaccination at local GP surgeries provides the capability of flexing delivery in line with government direction to continue to aim to reach those groups who are proving to be the most hesitant, whilst being able to deliver further booster jabs at scale.

4. Financial information

Public Health has received funding of £9.558m in relation to the 'Contain Outbreak Management Fund', this funding is being used to support the Local Authority's direct response to COVID-19. This funding has been used to support the following to date:

- Walsall's vaccination programme including the vaccination bus initiative and operational costs for various sites across the borough
- Walsall's COVID testing programme including maintenance and operational costs for various sites across the borough
- Contract tracing, COVID administration and an extended Health Protection Team
- Support to maintain outbreaks with Adult Social Care and educational settings.

In addition to the above further funding is from DHSC to support the Lateral Flow Testing regime across the borough. This funding is based on actual costs incurred and is reimbursed through monthly submissions. Forecast funding for April 2021 to December 2022 is £0.960m.

5. Reducing Inequalities

The impact Covid-19 has had on Walsall residents as well as staff continues, however there will come a time where it will ease and the learning from this pandemic can be put into perspective. Some of this work, such as the recent resident survey and the enablement of remote working is already taking place.

In addition to responding to this pandemic, the organisation continues to work hard on reducing inequalities in Walsall be that through the refresh of the Joint Strategic Needs Assessment (JSNA) to identify focussed priorities; through other corporate strategies such as the Corporate Plan and through the transformation work.

A link to our Walsall JSNA, can be accessed via the [Walsall Insight website - JSNA](#)

6. Decide

Response to the pandemic continues amongst Partners with a management approach as opposed to a containment approach. Those key organisations and Partners continue to meet and monitor as part of collaborative working.

Meetings across the region also assist with future decision-making.

7. Respond

High level COVID-19 messaging continues to be shared across a wide range of channels, including website, social media, and newsletters, as well as community networks across a range of partners and trusted voices in the Walsall community.

8. Review

Covid-19 is reviewed regularly through a vast number of avenues and throughout the hierarchy of the organisation.

Key general information is available on the Walsall Council website - [HERE](#) and a Covid-19 data dashboard, updated weekly (usually every Tuesday), is available [HERE](#).

Background papers

Key links to Covid-19 related intelligence include:

- [Walsall Council](#)
- [gov.uk website](#)

Authors

Stephen Gunther

Director of Public Health

☎ 07818 538715

✉ Stephen.gunther@walsall.gov.uk

Emma Thomas

Public Health Intelligence Manager

☎ 07944 274445

✉ emma.thomas@walsall.gov.uk

Geraint Griffiths-Dale

Walsall Managing Director

Black Country and West Birmingham CCG

☎ 07971 764675

✉ Geraint.griffiths@nhs.net