

Walsall Children's Services Corporate Parenting Board June 2020 - Q1 (Apr 20 - Jun 20)

Please Note: where there is an 2019/20 outturn, these are subject to change on the publication of the statutory returns.

Corporate Parenting Board Report

Walsall MBC

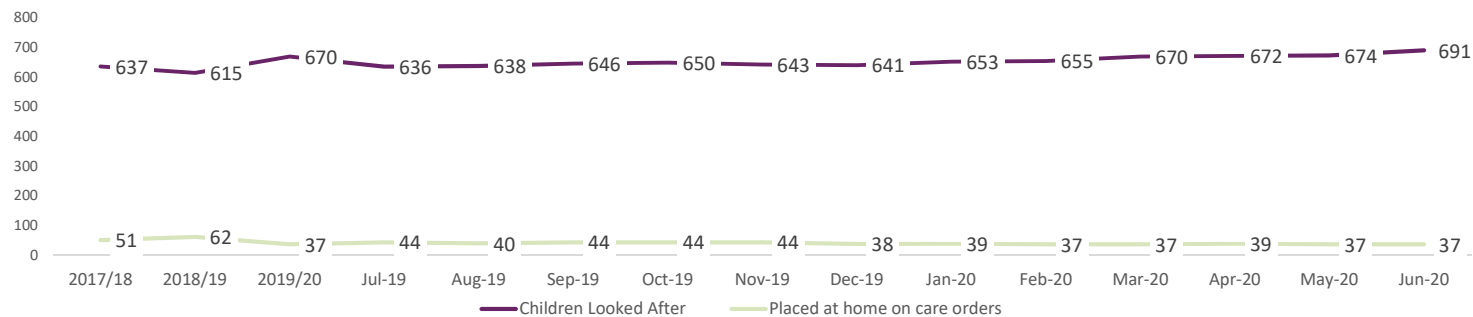
June-2020

Produced by Childrens Services Performance Team

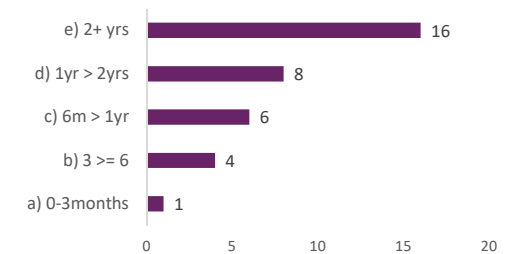
Current Children Looked After (CLA) Profile



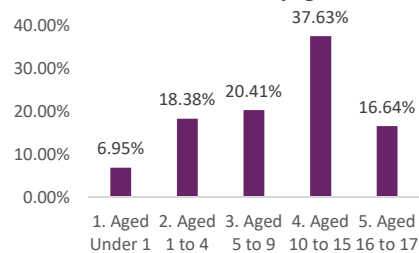
Number of Children Looked After in Walsall (12 Month Rolling)



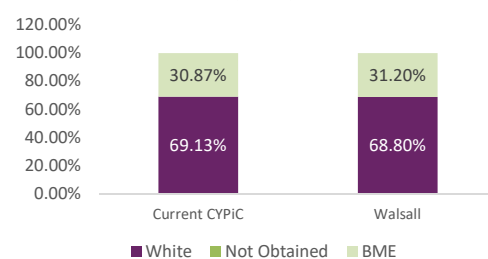
Length of Time placed at home on full care orders



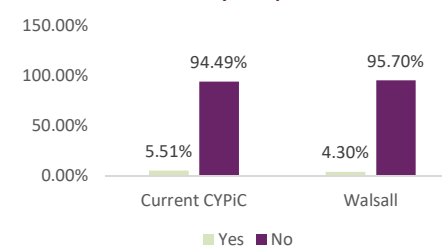
% of current CLA by age



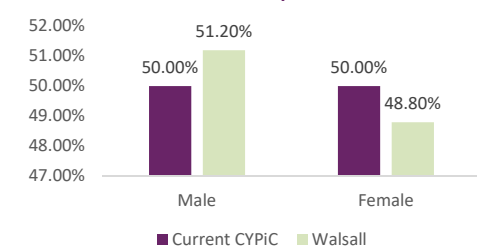
Ethnicity Comparison



Disability Comparison



Gender Comparison



Demographic data has been taken from the 2018 mid-year population estimates. A slightly lower proportion of children looked after are from BME backgrounds compared to the Walsall Child and Young Person population. The current children looked after population has continued to increase since December 2019 – from 641 to 691 at the end of June 2020. The current rate per 10,000 remains below that of our statistical neighbours but is still considerably higher than the 2018/19 England and West Midlands averages. We currently have 35 children placed at home on full care order, this has decreased from 37 at the end of quarter 4 2019/20. 24 of the 35 have been placed at home for over a year. Work is continuing with the courts to revoke care orders for children who are placed at home where appropriate.

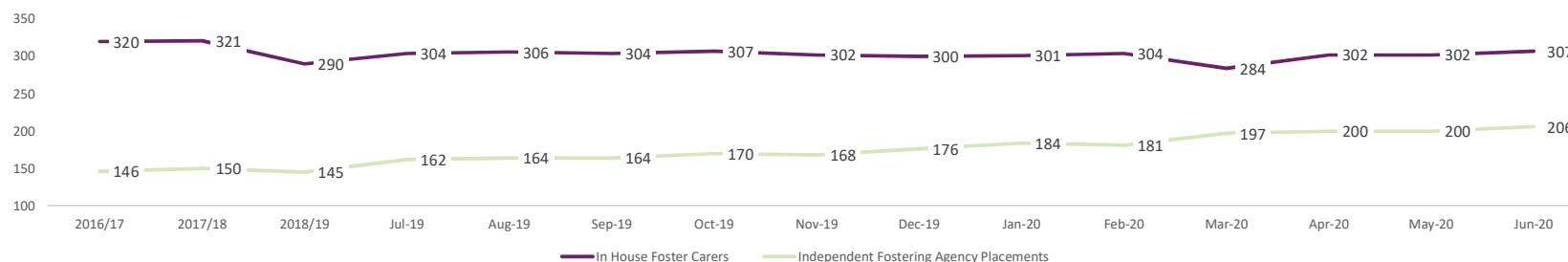
Corporate Parenting Board Report Walsall MBC

June-2020

Produced by Childrens Services Performance Team

CLA Placement Analysis

Breakdown of Foster Placements (12 Month Rolling)



The number of CLA placed with in house foster carers and IFA's remains stable.



% CLA placed 20 mile+ from home

13.1%

Walsall 2018/19 = 11.9%
2018/19 West Midlands = 14.0%
2018/19 Stat Neighbours = 17.56%

% CLA 3 or more placements in a year

9.1%

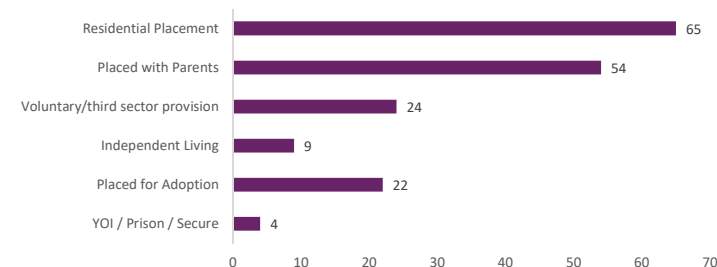
2018/19 Walsall = 7.0%
2018/19 West Midlands = 10.0%
2018/19 Stat Neighbours = 9.6%

% of CLA in same placement for over 2 years if CLA for over 2.5 years

59.4%

2018/19 Walsall = 68.0%
2018/19 West Midlands = 68.0%
2018/19 Stat Neighbours = 70.6%

Current CLA by Placement Type (non-fostered)



Trends for placements with in house foster carers have remained consistent throughout the reporting period, despite a dip during March 2020. Currently Walsall has 307 in house foster carers. This has increase from 284 at the end of quarter 1 2019-20, But is lower than the 2017-18 figure of 321. Walsall has 206 independent fostering agency placements. This figure has seen an increasing trend during the last 12 months and is higher than the 2018-19 outturn of 145.

Just over 13% of Walsall's CLA are placed 20 plus miles from their home address and 9.1% of the CLA population have had 3 or more placements within a year. Both figures have increased compared to the 2018-19 outturn, but are lower than West Midlands and Statistical Neighbour averages for the same period. 65 of Walsall's CLA are placed in a residential setting. These include children's home, residential accommodation or NHS/Health establishments providing medical or nursing care.

Corporate Parenting Board Report

Walsall MBC

June-2020

Produced by Childrens Services Performance Team

Statutory Visits and Reviews

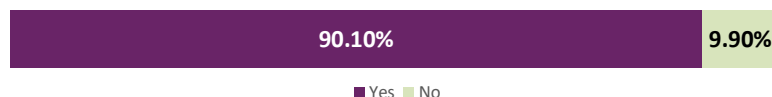


% Visits undertaken to timescale

Where a statutory visit has been undertaken to timescale in accordance with the child's plan.

Time Since Last Visit Undertaken	Number
a) 0 - 6 weeks	660
b) 6 - 12 weeks	26
c) 12 - 18 weeks	0
d) 18+ weeks	3
No Visits recorded at 30.6.20*	2
Total	691

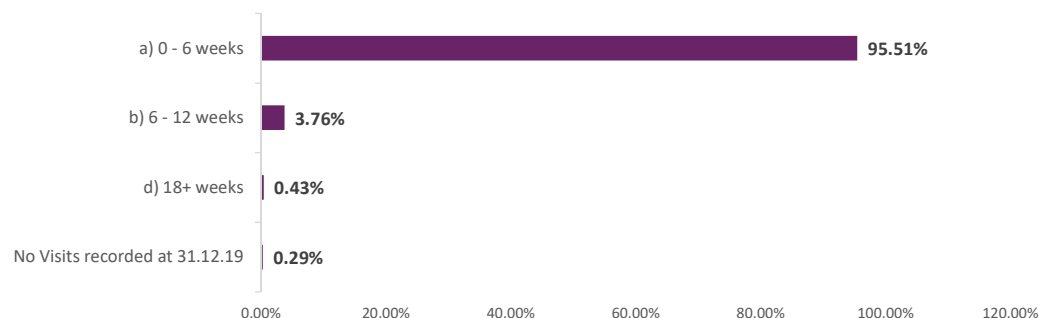
* Of these 6, 4 visits took place in April and will be reported in quarter 1 2020/21(April-June)



2019/20 Year Out-turn = 88%
2018/19 Year Out-turn = 88%
2017/18 Year Out-turn = 88%



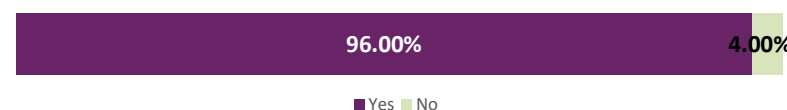
% Time since last visits undertaken



Reviews carried out within timescale

Where reviews for children looked after are carried out within timescale

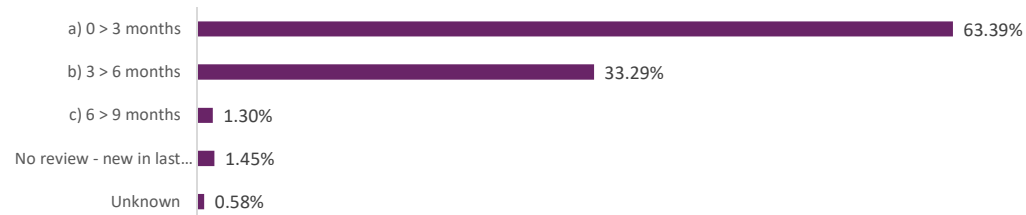
Time Since Latest Review	Number
a) 0 > 3 months	438
b) 3 > 6 months	230
c) 6 > 9 months	9
d) 9 > 12 months	0
e) 1 year or more	0
No review - new in last month	10
Total	687



2019/20 Year Out-turn = 90%
2018/19 Year Out-turn = 91%
2017/18 Year Out-turn = 90%



% Time Since Latest Review



The proportion of CLA where a statutory visit has been undertaken to timescale in accordance with the child's plan is 90.1%, with 95.5% seen within 6 weeks of the previous visit or coming in care. There were 2 CLA with no visits recorded at 30th June 2020

96% of reviews have been undertaken within timescales. This is higher than the 2018/19 out-turn of 91%. 96.7% of current children looked after have had a review within the last 6 months. 1.3% (9) children currently have overdue reviews.

Corporate Parenting Board Report
Walsall MBC

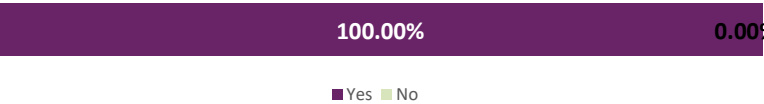
June-2020
Produced by Childrens Services Performance Team

Statutory Visits and Reviews



% CLA Reviews where the childs views were recorded

The proportion of CLA reviews where the child's views were recorded (this is where the review took place and a "PN" code has been selected)



2019/20 Year Out-turn = 100%
2018/19 Year Out-turn = 100%
2017/18 Year Out-turn = 97%



% CLA Reviews where the child attended their review

The proportion of CLA reviews where the child's physically attends their review.

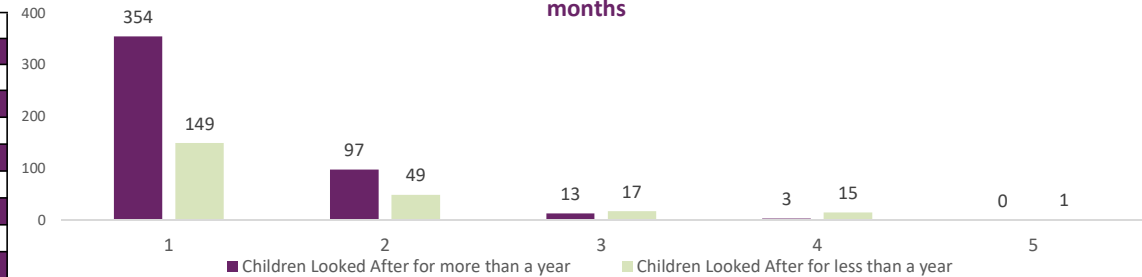


2019/20 Year Out-turn = 57%
2018/19 Year Out-turn = 58%
2017/18 Year Out-turn = 49%



Type of Participation at Review	Number
PN0 - child under 4 at time of review	118
PN1 - child attends and speaks for themselves	151
PN2 - child attends and an advocate speaks for them	1
PN3 - child attends and conveys their views non-verbally	3
PN4 - child attends; does not speak for themselves / convey their views	8
PN5 - child does not attend but asks advocate to speak for them	35
PN6 - child does not attend but conveys their feelings to the conference	88
PN7 - child does not attend nor conveys their view to the conference	7
Total Reviews	411
No Participation Code Reported	15

Number of CLA who have remained with the same social worker for the past 12 months



The child's views were recorded at 100% of CLA reviews. This is comparable to 2018/19 and higher than 2017/18. In 2019/20, 55.6% of children attended their review. This is lower than the out-turn of 57% in 2019/20. The number of children experiencing a change of social worker has increased slightly compared to the previous year. The number of CLA who have remained with the same social worker for the past 12 months is 354 compared with 357 last year.

Corporate Parenting Board Report
Walsall MBC

June-2020

Produced by Childrens Services Performance Team

Education - Termly Data

Figures highlighted are provisional				
KS2 Expected Standard	Maths	Reading	Writing	Reading, Writing and Maths
Walsall Current - CLA 2019	55%	34%	55%	28%
Walsall Borough 2019	77%	70%	77%	61%
Stat Neighbours CLA 2019	56%	52%	55%	43%
England 2019 CLA	51%	49%	50%	37%
KS4	% achieving 9-5 pass in english and maths	% achieving 9-4 pass in english and maths	Attainment 8	Progress 8
Walsall - CLA	C*	18%	21.0	-0.88
Walsall Borough 2019	36%	58%	44.0	-0.11
Stat Neighbours 2019 CLA*	N/A	22%	17.12	-1.28
England 2019 CLA	7%	18%	19.2	-1.23
Ofsted Rated Schools		Exclusions		
No Students Attending Good or Outstanding Schools	EYFS	97%	Atleast one fixed term Exclusion	7.7%
	Primary	79%		
	Secondary	69%		
	Combined	75%		

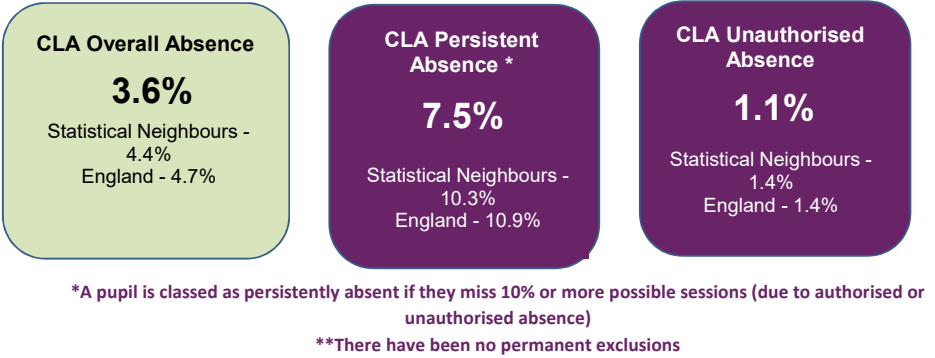
* 'C' Where the data is deemed to be sensitive all figures have been replaced with the letter c (confidential). In addition, secondary suppression may be applied to preserve confidentiality.



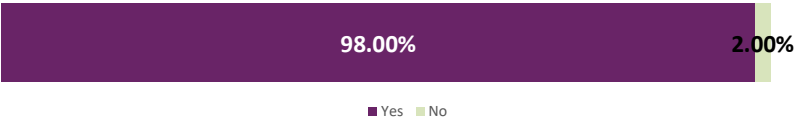
CLA with an up to date ePEP

The proportion eligible CYPiC with an up to date Electronic Personal Education Plan (ePEP)

The proportion of ePEP's completed at the end of this summer term is 98%. CLA overall absence, Persistent Absence and Unauthorised Absence are currently all below both Statistical neighbour and England averages. The percentage of CLA attending Good or Outstanding schools is 75%, whilst this figure rises to 97% for Early Years pupils.



ePEP's - Completed - All ages



Methodology

Attainment in English and maths (9-5) From 2017, this measure looks at the percentage of pupils achieving a grade 5 or above in both English and maths. Pupils can achieve the English component of this with a grade 5 or above in English language or literature. There is no requirement to sit both exams.

Attainment 8 - Attainment 8 measures the average achievement of pupils in up to 8 qualifications including English (double weighted if the combined English qualification, or both language and literature are taken), maths (double weighted), three further qualifications that count in the English Baccalaureate (EBacc) and three further qualifications that can be GCSE qualifications (including EBacc subjects) or any other non-GCSE qualifications on the DfE approved list.

Progress 8 - Progress 8 aims to capture the progress a pupil makes from the end of key stage 2 to the end of key stage 4. It compares pupils' achievement – their Attainment 8 score – with the average Attainment 8 score of all pupils nationally who had a similar starting point (or 'prior attainment'), calculated using assessment results from the end of primary school.

Corporate Parenting Board Report

Walsall MBC

June-2020

Produced by Childrens Services Performance Team

Health and Well-being



% Initial Health Check Completed in Timescale

Assessments in timescale of CLA admission for those in care for 28 days or more

% of CLA with Up to Date Health Assessments

where the child is over 5 and has been looked after for over a year

Out of Borough



% of CLA with an up to date dental check

Where a dental check has been completed within 12 months



■ Yes ■ No

2019/20 Year Out-turn = 49%

2018/19 Year Out-turn = 75%

2017/18 Year Out-turn = 63%



All



■ Yes ■ No

2019/20 Year Out-turn = 80%

2018/19 Year Out-turn = 83%

2017/18 Year Out-turn = 77%



■ Yes ■ No



■ Yes ■ No

2019/20 Year Out-turn = 92%

2018/19 Year Out-turn = 96%

2017/18 Year Out-turn = 86%



Strength and Difficulties Questionnaire (SDQ)

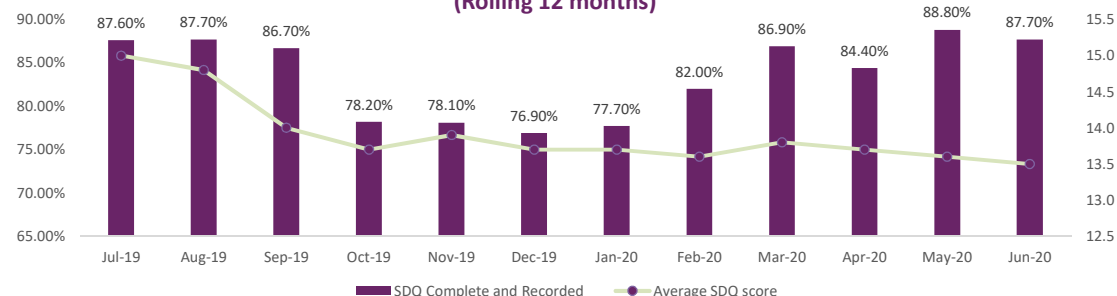
The Strengths and Difficulties Questionnaire should be completed for every child looked after for at least 12 months and aged 5 to 16 years-old.

Average SDQ Score
13.5

Breakdown

		Number	% of those eligible for an SDQ	% against all Children Looked After
Score 0 - 13	Considered Normal	131	52%	19.0%
Score 14 - 16	Borderline	32	13%	4.6%
Score 17 - 40	Cause for Concern	89	35%	12.9%

Number of children looked after for at least 12 months aged 5 to 16 with an SDQ score (Rolling 12 months)



The percentage of children looked after with an initial health check and dental checks has increased in quarter 1, compared with the 2019-20 out turn. It was anticipated that this would increase as data continues to be loaded onto system throughout the year. Significant work has been undertaken, and continues to be taken in partnership with health to improve the processes and accuracy of data recording in relation to health assessments and to ensure that children and young people receive their assessments on time. The results of this began to be seen during the second half of the 2019-20 reporting period and have continued to have a positive effect during the latest quarter. The proportion of SDQ's completed and recorded has seen small fluctuations during quarter 1, following increases between January and March 2020. The average SDQ score is currently 13.5. This is slightly lower than the previous quarter, where the average SDQ score was 13.8 and much lower than the average for quarter 1 during 2019-20 (15.4). 89 children currently have an SDQ score that suggests there is cause for concern in their emotional and mental well-being based on the answers they gave to the questionnaire

Corporate Parenting Board Report Walsall MBC

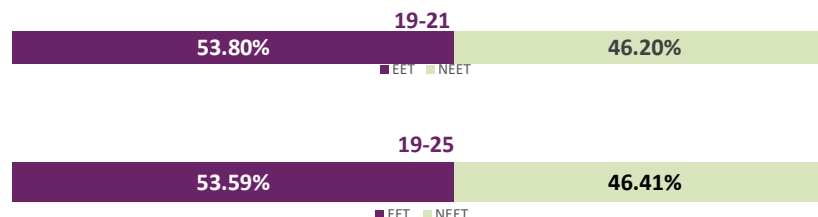
June-2020
Produced by Childrens Services Performance Team

Care Leavers aged 17-21



Care Leavers in Education, Employment or Training

Education, Employment and Training of Care Leavers aged 19-21

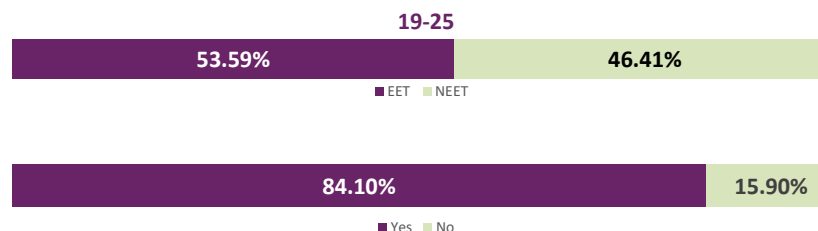


2019/20 Year Out-turn = 56%
2018/19 Year Out-turn = 63%
2017/18 Year Out-turn = 57%



Care Leavers available to work - All Ages

Care Leavers who are available to work this excludes all those that are not available for the labour market due to illness/disability, pregnancy or young mothers or being in custody. (NALM)

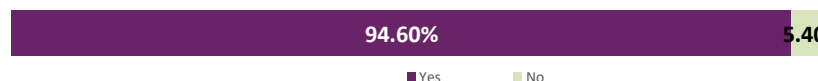


2018/19 Year Out-turn = 63%
2017/18 Year Out-turn = 57%



Care Leavers in suitable accommodation

Care Leavers whose accommodation is classed as suitable for ages 19-21

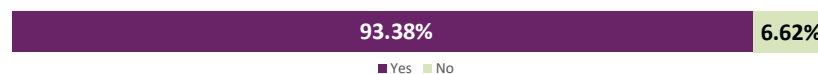


2019/20 Year Out-turn = 95%
2018/19 West Midlands = 85%
2018/19 Stat Neighbours = 88%
2018/19 England = 85%



Care Leavers in touch

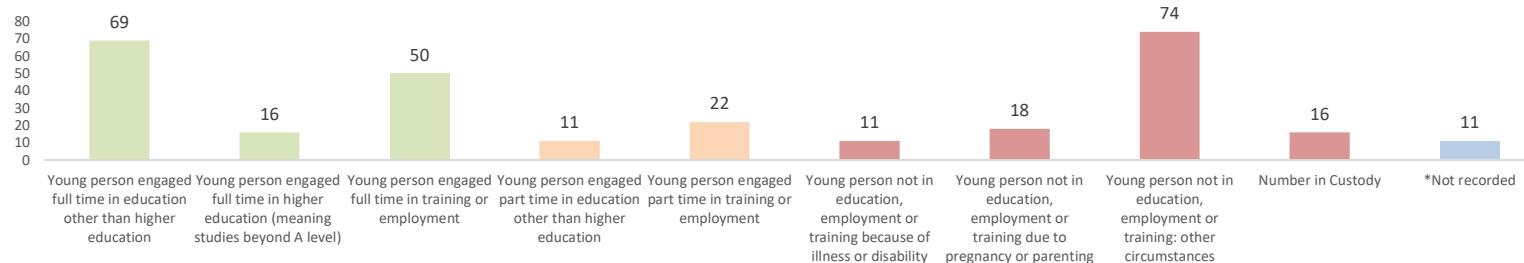
Care Leavers where the local authority is in touch aged 19-21



2018/19 Year Out-turn = 97%
2018/19 West Midlands = 93%
2018/19 Stat Neighbours = 96%
2018/19 England = 93%



Current Care Leavers in Education, Employment or Training Status



The percentage of care leavers in education, employment or training for the 19-21 and 19-25 cohorts continues to decrease. 53.8% care leavers aged 19-21 are in Education, Employment or Training compared to 56% for 2019-20 and 63% for 2018-19. Managers expect this figure to continue to decrease during quarters 2 and 3, as the government's furlough scheme comes to an end.

84.10% of care leavers are available to work - excluding those not available for the labour market (NALM) due to illness, disability, pregnancy or being a young mother or because they are in custody. 16 Walsall's care leavers are currently in custody. The proportion of care leavers in suitable accommodation remains stable at 90.07%. The proportion of care leavers in touch with the council is currently at 93.38% which is below the 2018/19 out turn of 97%, but in line with regional and national averages for the same period.

Corporate Parenting Board Report

Walsall MBC

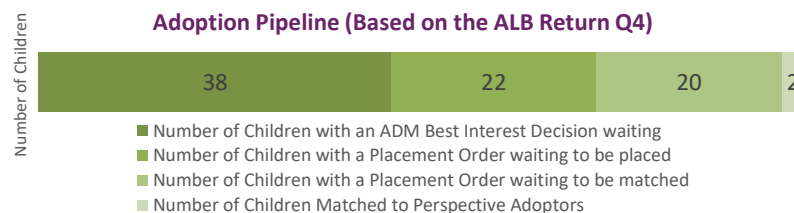
June-2020

Produced by Childrens Services Performance Team

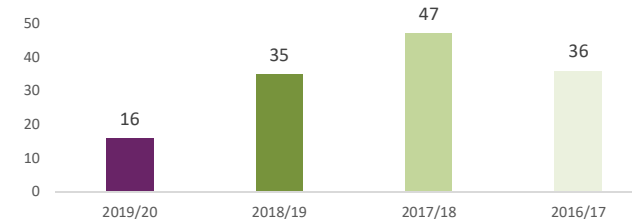
Adoption and Permanency



Adoption Pipeline

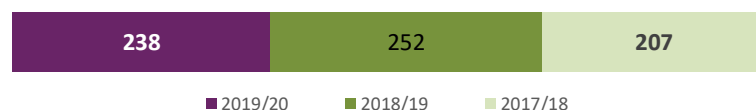


Number of adoptions (Based on the ALB return)

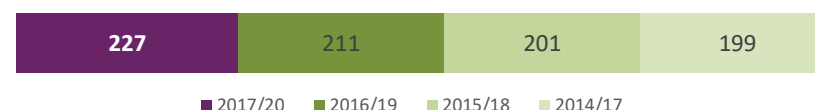


A2 - Average time between receiving court authority to place and finding a match

Rolling average (Single Year)

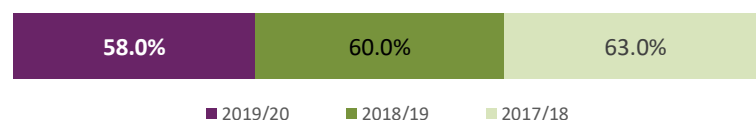


3 year rolling average

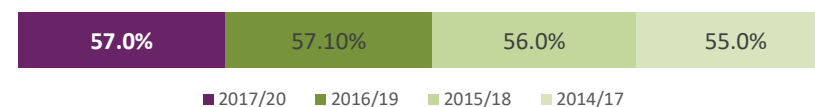


A3 - % Children who wait less than 14 months between entering care and moving in with their adoptive family

Rolling average (Single Year)

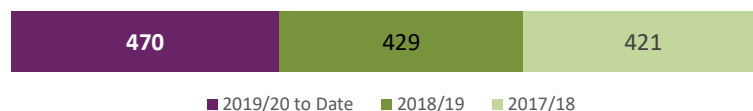


3 year rolling average

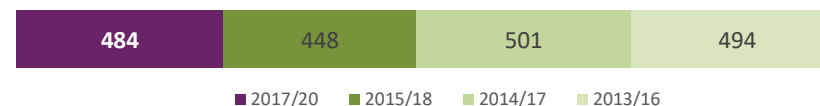


A10 - Average time between a child entering care and moving in with their adoptive family (stopped at point of fostering for foster carers adoptions)

Rolling average (Single Year)



3 year rolling average

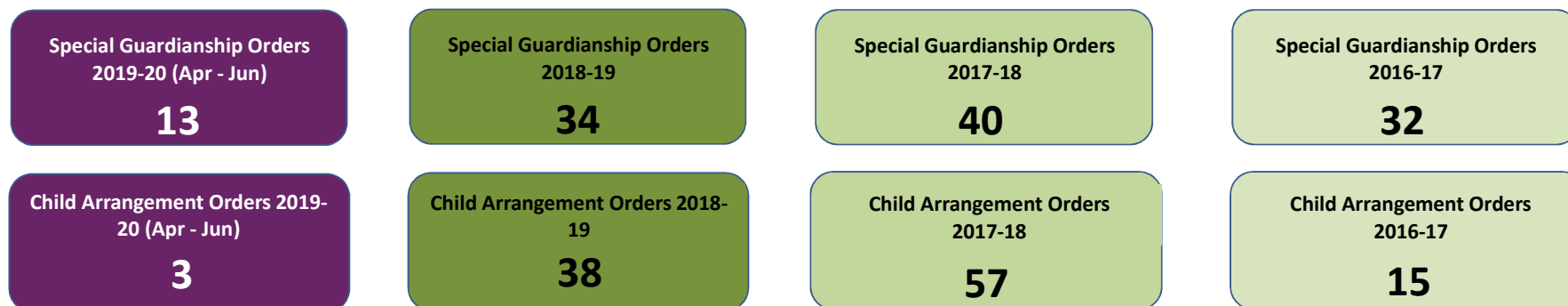


Corporate Parenting Board Report Walsall MBC

June-2020

Produced by Childrens Services Performance Team

Adoption and Permanency



In 2019/20, 16 were children were adopted. This is a reduction of over 50% compared with 2018/19. Children had a shorter wait in 2019/20 between receiving court authority to place and finding a match - this was 238 days compared to 252 days in 2018/19. 58% of Children wait less than 14 months between entering care and moving in with their adoptive family. This is lower than both 18/19 and 17/18. Between April and June 13 Children have ceased to be looked after due to special guardianship orders and 3 due to child arrangement orders.