

The Standing Advisory Council on Religious Education – 20 July 2015

The report of the Standing Advisory Council on religious Education September 2013 - September 2014

Service Area: Walsall Children's Services

Wards: All

1. Summary of report

The report of the Walsall Standing Advisory Council on Religious Education (SACRE) describes the nature and purpose of the body, outlines the main aspects of the work during the period September 2013 till September 2014 and provides an analysis of outcomes for pupils in relation to religious Studies 2008-2013.

2. Recommendations

- 2.1 That the report of the Standing Advisory Council for Religious Education be received and noted and referred to Council for information.

3. Background information

- 3.1 Under the terms of the 1994 education, local education authorities had the option to set up a Standing Advisory Council on Religious Education (SACRE), in the legislation of the 1988 education Reform Act, however, this became obligatory. The principal function of a SACRE is:

“To advise the authority upon such matters connected with collective worship in county schools and religious education to be given in accordance with an agreed syllabus as the Authority may refer to the council or as the council may see fit.”

- 3.2 The SACRE comprises four groups representing, respectively:

- i. such Christian and other religious denominations as in the opinion of the Authority will appropriately reflect the principal religious traditions in the area;
- ii. the Church of England;
- iii. such associations representing teachers as in the opinion of the authority, ought to be represented, having regard to the circumstances of the area;
- iv. the local Education Authority, seven elected members to be appointed by the council.

- 3.3 The S.A.C.R.E has two particular functions:
- i. It can require the Local Authority to review its current agreed syllabus;
 - ii. it may determine, on application by the Head Teacher, that the requirement for collective worship in County controlled schools to be wholly or broadly of a Christian character, shall not apply to the collective worship provided for some or all of the pupils in a particular school.
- 3.4 In accordance with the Education Act 1996 SACRE is required to publish a report with respect to the exercise of their functions and any action taken by representative groups on the Council during the preceding year.

4. Resource considerations

- 4.1 It was proposed that the agreed syllabus monitoring would provide opportunities for teachers to share best practice, advice on additional resources and indicate future training needs. However as it has been more difficult to engage schools in the monitoring cycle other methods have been used to develop intelligence on future training needs:
- 4.2 Subject leader meetings have been the key tool to provide a good insight into the future needs of teachers. RE Today currently lead three subject leader sessions a year and also (through discussion with S.A.C.R.E.) have a plan for future training sessions.
- 4.3 RE Today has also produced eight units of work which support the Agreed Syllabus. These were given to all schools who attended the Spring RE training as part of the course materials
- 4.4 Since 2010 Walsall Children's Services have provided £5,000 financial support for Walsall SACRE's agreed projects and publications. Since then Walsall SACRE have used this resource for a range of items, with the key one being to employ the services of RE Today.

5. Citizen impact

Following the Agreed Syllabus at school level gives opportunities for pupils to increase their knowledge and understanding of the religious beliefs, customs and heritage of the many communities within Walsall. This should lead to a greater future understanding and respect between citizens.

Faith is recognised as a key influencer on positive relationships between people of faith and non faith. SACRE has a number of members who are part of Walsall Multi Faith Forum, who are an established group working together across faiths to raise awareness and build strong community relations and positive citizenship through dialogue and learning. A key aspect of the work that SACRE supports through Walsall Multi Faith Forum is the annual Holocaust Memorial Day event in partnership with the young students of Walsall College which remembers the holocaust and impact that hatred had and continues to have. All of the events through the different faiths raise the awareness of the need for tolerance; respect of others and celebrating diversity in all its forms.

6. Community safety

The new Counter Terrorist and Security Act 2015 legislation puts a statutory duty on schools to consider the threat of extremist narratives and the promotion of British Values in schools which will be measured through the OFSTED inspection framework. Through the SACRE group the promotion of British Values has always been a key element of delivery to promote good relationships between the diverse communities across the borough. An example of that inter faith dialogue and knowledge is a number of schools have received presentations around Islam from an Imam and a member of the Multi Faith Forum regarding Islam; the close relationship between the values of Islam and British Values and to counter the media publications around extremism, designed to reduce prejudice and misunderstanding . There is also a training session taking place in the summer term 2015 with Heads of RE from secondary schools/academies to look at the issue of British Values.

7. Environmental impact

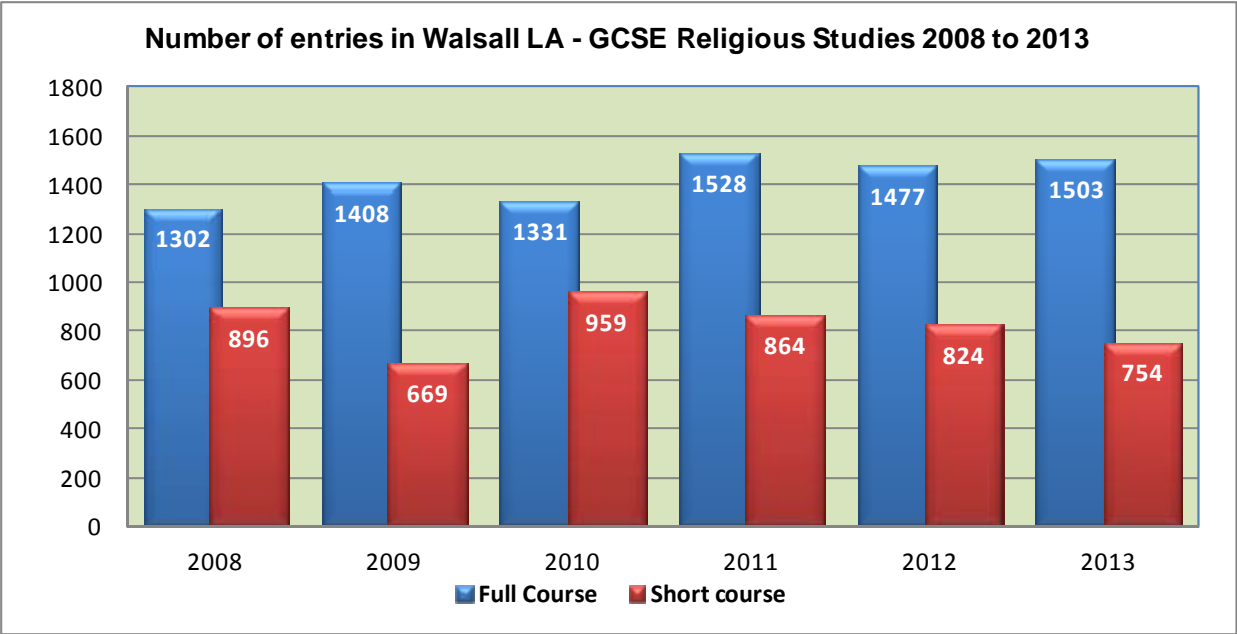
N/A

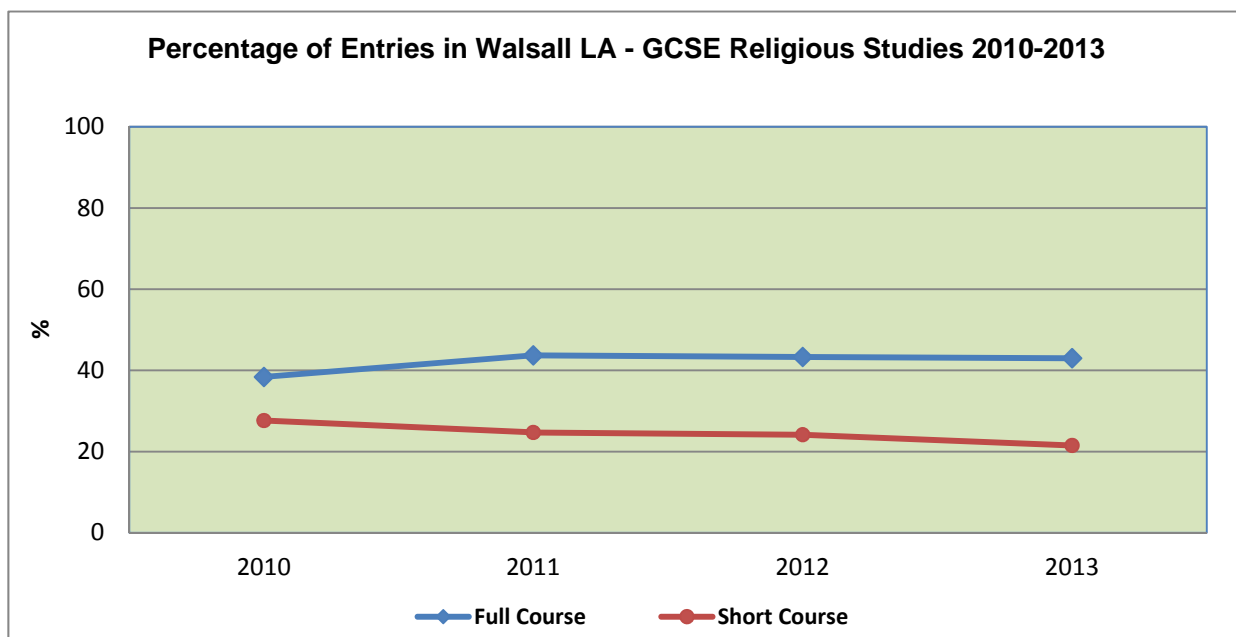
8. Performance and risk management issues

In secondary schools/academies GCSE and A level examination results for 2013 are included in Appendix A attached.

8.1 Analysis of trends

Since 2008 the number of entries for Religious Studies GCSE full course has risen from 1302 to 1503 in 2013. The number of students sitting GCSE short course has declined in this period from 896 in 2008 to 754 in 2013.

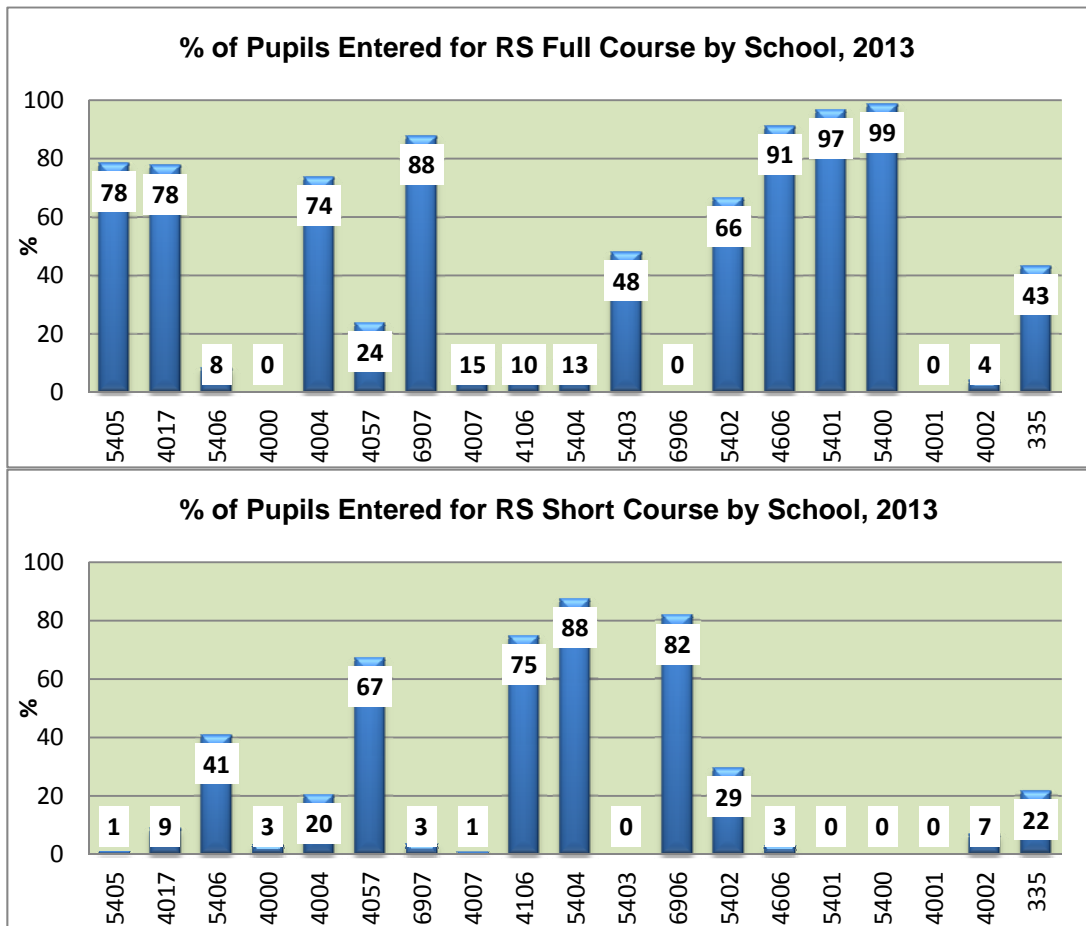




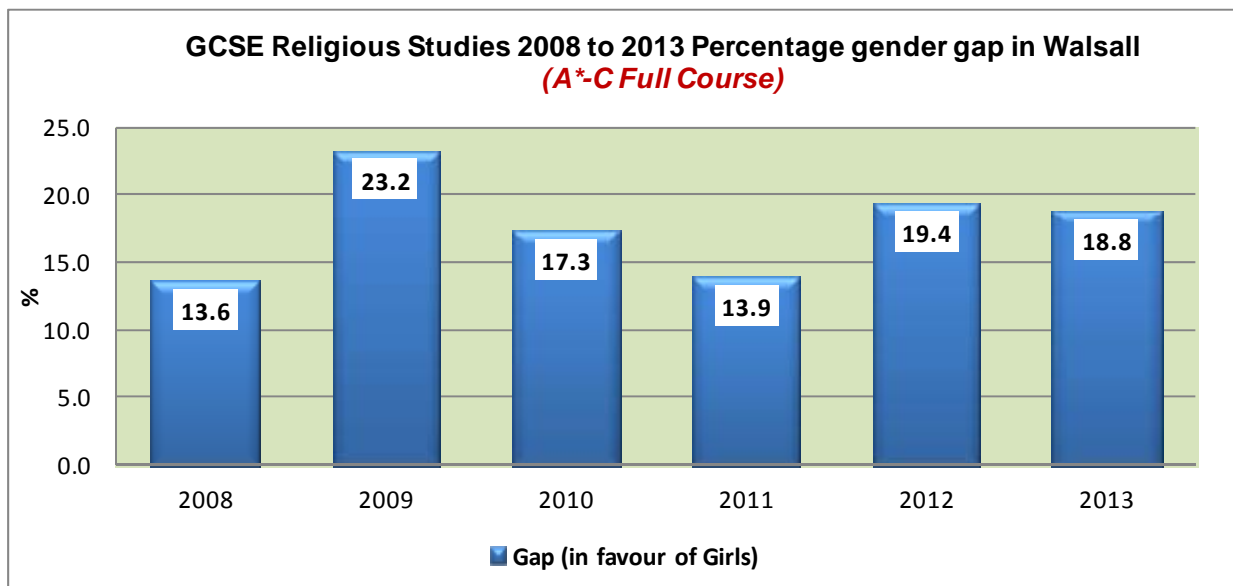
2010 - 2013 Religious Studies (4610)

Taken from NCER EPAS - 2013 figures are based on the KS4 data as at 20/2/15

		Full Course				Short Course			
		2010	2011	2012	2013	2010	2011	2012	2013
5405	Aldridge School	93	93	92	78	-	5	6	1
4017	Alumwell Business and Enterprise College	30	34	44	78	-	2	44	9
5406	Barr Beacon Academy	15	10	7	8	76	76	52	41
4000	Black Country UTC	-	-	-	-	-	-	-	3
4004	Blue Coat Academy	83	60	74	74	12	35	17	20
4057	Brownhills School	34	46	-	24	53	47	68	67
6907	Grace Academy (previously Darlaston)	-	79	74	88	74	-	-	3
4007	Joseph Leckie Academy	20	15	24	15	-	-	1	1
4106	Pool Hayes Community	7	11	7	10	-	75	78	75
5404	Queen Mary's Grammar	17	23	15	13	83	77	85	88
5403	Queen Mary's High	57	41	73	48	-	-	-	-
6906	Sheffield Community Academy	13	13	12	-	71	55	74	82
5402	Shire Oak Academy	25	69	70	66	70	28	28	29
4606	St Francis of Assisi R.C.	90	90	94	91	3	4	1	3
5401	St Thomas More R.C.	89	93	91	97	1	1	0	-
5400	The Streetly School	98	95	98	99	-	-	-	-
4001	The Mirus Academy (previously Frank F Harrison)	-	-	-	-	49	31	-	-
4002	Willenhall E-ACT Academy	4	14	5	4	-	0	9	7
335	Walsall LA Average	38	44	43	43	28	25	24	22

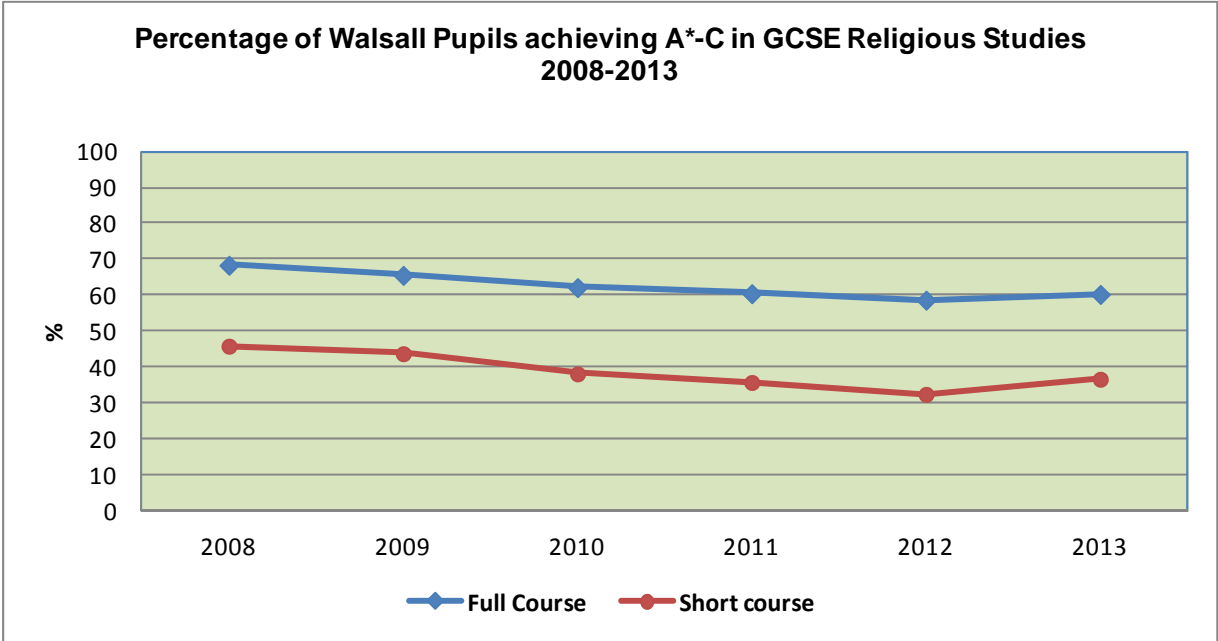


In 2013 60.3% of the pupils who sat Religious Studies full course achieved an A*-C. This has declined 8.1% on the 2008 outcome of 68.4% and the gap to the national average has grown from 3.6% in 2008, to 11.9% in 2013. Since 2008 the national average has risen by 0.2% from 72% to 72.2% in 2013. Girls outperform the boys in Religious Studies by 18.8% in 2013 a gap that has widened since 2008. This gap is also reflected in the national trend with a disparity in the 2013 performance of 13% between the girls and the boys.



The number of students nationally achieving an A*-G has remained constant at 98% since 2006. Since 2010 Walsall's outcome has been below the national average and now stands at 95.3% in 2013.

Since 2008 the number of students achieving an A*-C in Religious Studies short course has fallen by 9.1% from 45.9% in 2008 to 36.8% in 2013.



Nationally the number of passes has also declined from 51.6% in 2008 to 50.1% in 2013. During this period the gap in performance between Walsall and national had widened from 5.7% in 2005 to 13.3% in 2013. Girls outperform boys by 4.5% (in 2012 boys outperformed girls by 0.4%). The number of students achieving A*-G (short course) has fallen by 9.3% since 2008 and the current gap to national has increased to 7.6% in 2013.

8.2 Ofsted reports and Inspection findings

In January 2012 the framework for inspections was revised with many significant changes most notably in terms of SACRE is that there is no longer a separate judgement grade for Spiritual, Social, Moral and Cultural (SMSC) development as this is included in the overall effectiveness judgment. In the wake of Trojan Horse there were further changes to the Ofsted Framework eg with an emphasis on diversity and British Values.

SMSC is seen as an integral part of school life. From January 2012 onwards Ofsted evidence forms contained a specific section to capture examples of SMSC in every aspect of the inspection including lesson observations, trawls of pupils work, learning walks around the school, etc.

As a result of the changes to the inspection framework it is very difficult to make any meaningful comparisons between previous SMSC grades and the current overall effectiveness grade.

8.3 Reporting on Pupils' Progress and Attainment

Schools/academies are required to provide an annual report for parents on the attainment and progress of each child in religious education, as for other subjects of the curriculum.

9. Equality implications

9.1 The Education Act (1996) and the school standards and framework January 2012) state that the legal requirements are:

1. Religious Education must be provided for all registered pupils in full time education except those withdrawn at the request of their parents [S352 (1) (a)]. The law relating to RE for pupils who are not yet in Key Stage one. i.e. Foundation Stage is different from that relating to subjects of the National Curriculum. As RE must be taught to 'all registered pupils at school', it includes pupils in reception classes, but not those in nursery or play groups.

By the same law, RE must be provided for all students in school sixth forms (but not those in sixth form colleges, which must provide RE for all students who wish to receive it).

Special schools must comply with this requirement by ensuring that every pupil receives RE as far as is practicable.

2. Religious Education must be taught in accordance with the Agreed Syllabus in:
 - community schools;
 - foundation schools (apart from those with a religious foundation where parents request RE to be 'denominational' or taught in accordance with Trust Deed of the school;
 - voluntary controlled schools (apart from when parents request RE to be 'denominational' or taught in accordance with Trust Deed of the school [19196 Act. Ch 56, S376 (1) 1998 Act, Ch 31 S351 (1)]).
3. Religious Education must be taught according to an Agreed Syllabus that reflects the fact 'that the religious traditions in Great Britain are in the main Christian, while taking account of the teaching and practices of the other principal religions represented in Great Britain [1196 Act Ch 56 S375 (3)].
4. In schools where the Agreed Syllabus applies, Religious Education must be non-denominational, but teaching about denominational differences is permitted [Education Act 1944 S26 (2)].
5. Academies may also follow the Agreed Syllabus if they opt to do so.
6. The head teacher, along with the governing body and the LA, is responsible for the provision of Religious Education in foundation and community maintained schools and in voluntary controlled schools (see point 2 above).

9.2 **Withdrawal from Religious Education**

A parent may request that:

- the pupil may be wholly or partly excused from receiving religious education given in accordance with the school's basic curriculum;
- a pupil who is wholly or partly excused from receiving religious education provided by the school may receive religious education of the kind desired by the parent elsewhere, provided that it will not interfere with the attendance of the pupil on any day except at the beginning or end of school session;
- a pupil who is wholly or partly excused from receiving religious education provided by the school may receive religious education of the kind desired by the parent on the school premises provided that it does not entail any expenditure by the responsible authority.

9.3 **Teachers**

- With specific exceptions, may withdraw from teaching religious education and they should not be discriminated against for their religious opinions or practices.

10. **Consultation**

Walsall SACRE meets three times a year in open forum. It has appropriate sub groups and committees to carry out the actions approved by SACRE. There is a financial arrangement Walsall Children's Services to provide funding which supports initiatives to ensure the development of Walsall SACRE.


Walsall SACRE has agreed arrangements for monitoring the Agreed Syllabus and those taking part have undergone training.

Background papers

- Appendix A - 2008 – 2013 Religious Studies (4610) GCSE Full Course
- Appendix B – A summary of the Walsall SACRE RE Action Plan 2011/12
- Appendix C - Summary of activities since September 2013

Author

Sean Flynn
Education Consultant
flynns@walsall.gov.uk



Signed:

David Haley, Executive Director: Children's Services

Date: 4 June 2015

APPENDIX A

2008 - 2013 Religious Studies (4610) GCSE Full Course

Taken from NCER EPAS - 2013 figures are based on the KS4 data as at 19/9/14

Number of Entries

DfE	School	Number of Entries																	
		Boys						Girls						All Pupils					
		2008	2009	2010	2011	2012	2013	2008	2009	2010	2011	2012	2013	2008	2009	2010	2011	2012	2013
5405	Aldridge School	28	125	133	113	119	91	27	99	108	126	114	112	55	224	241	239	233	203
4017	Alumwell Business and Enterprise College	21	26	26	33	37	63	32	19	21	22	31	61	53	45	47	55	68	124
5406	Barr Beacon Academy	3	1	9	13	7	5	6	-	27	12	10	16	9	1	36	25	17	21
4004	Blue Coat Academy	72	71	51	40	48	49	85	63	79	53	42	49	157	134	130	93	90	98
4057	Brownhills School	9	14	9	21	-	15	18	50	39	42	-	13	27	64	48	63	-	28
6907	Grace Academy (previously Darlaston)	55	51	-	59	62	52	62	52	-	80	59	77	117	103	-	139	121	129
4007	Joseph Leckie Academy	23	12	15	12	27	7	16	16	23	11	17	18	39	28	38	23	44	25
4106	Pool Hayes Community	12	9	9	10	8	6	17	18	6	13	6	15	29	27	15	23	14	21
5404	Queen Mary's Grammar	24	21	16	22	14	12	-	-	-	-	-	-	24	21	16	22	14	12
5403	Queen Mary's High	-	-	-	-	-	-	53	72	55	39	71	45	53	72	55	39	71	45
6906	Shelfield Community Academy	-	-	10	12	15	-	-	-	16	12	13	-	-	-	26	24	28	-
5402	Shire Oak Academy	25	23	29	69	85	72	30	26	28	92	79	86	55	49	57	161	164	158
4606	St Francis of Assisi R.C.	67	91	77	80	74	69	95	69	84	79	95	97	162	160	161	159	169	166
5401	St Thomas More R.C.	98	91	99	110	93	127	113	111	104	93	118	100	211	202	203	203	211	227
5400	The Streetly School	124	105	125	81	110	122	110	125	112	120	111	113	234	230	237	201	221	235
4002	Willenhall E-ACT Academy	3	12	5	12	7	1	18	14	6	27	5	10	21	26	11	39	12	11

NB: the dash (-) has been used to fill cells that either had the grade % of 0 or no grade % at all.

Walsall Academy has no data for Religious Studies

Mirus Academy (formerly Frank F Harrison) has no data for Religious Studies Full Course

LA & National data taken from NCER EPAS

2008 - 2013 Religious Studies (4610) GCSE Full Course

Percentage achieving A* - C

DfE	School	% A* - C																	
		Boys						Girls						All Pupils					
		2008	2009	2010	2011	2012	2013	2008	2009	2010	2011	2012	2013	2008	2009	2010	2011	2012	2013
5405	Aldridge School	89.3	52.0	45.1	43.4	58.0	67.0	96.3	84.8	69.4	69.0	69.3	84.8	92.7	66.5	56.0	56.9	63.5	76.8
4017	Alumwell Business and Enterprise College	38.1	26.9	46.2	45.5	10.8	23.8	71.9	52.6	47.6	54.5	16.1	49.2	58.5	37.8	48.6	49.1	13.2	36.3
5406	Barr Beacon Academy	100.0	100.0	66.7	69.2	100.0	80.0	83.3	-	85.2	83.3	90.0	81.3	88.9	100.0	80.6	76.0	94.1	81.0
4004	Blue Coat Academy	75.0	50.7	52.9	80.0	56.3	67.3	85.9	77.8	62.0	79.2	52.4	71.4	80.9	63.4	58.5	79.6	54.4	69.4
4057	Brownhills School	11.1	64.3	55.6	28.6	-	93.3	33.3	46.0	46.2	59.5	-	92.3	25.9	50.0	47.9	49.2	-	92.9
6907	Grace Academy (previously Darlaston)	58.2	68.6	-	23.7	29.0	21.2	64.5	78.8	-	22.5	49.2	40.3	61.5	73.8	-	23.0	38.8	32.6
4007	Joseph Leckie Academy	73.9	33.3	73.3	83.3	51.9	-	62.5	50.0	95.2	90.9	88.2	55.6	69.2	42.9	68.4	87.0	65.9	40.0
4106	Pool Hayes Community	-	11.1	55.6	50.0	50.0	50.0	58.8	77.8	16.7	53.8	50.0	73.3	34.5	55.6	40.0	52.2	50.0	66.7
5404	Queen Mary's Grammar	100.0	90.5	100.0	100.0	92.9	91.7	-	-	-	-	-	-	100.0	90.5	100.0	100.0	92.9	91.7
5403	Queen Mary's High	-	-	-	-	-	-	100.0	100.0	100.0	100.0	100.0	100.0	100.0	100.0	100.0	100.0	100.0	100.0
6906	Sheffield Community Academy	-	-	90.0	75.0	86.7	-	-	-	100.0	91.7	92.3	-	-	-	96.2	83.3	89.3	-
5402	Shire Oak Academy	96.0	91.3	86.2	27.5	24.7	43.1	100.0	96.2	92.9	55.4	50.6	58.1	98.2	93.9	89.5	43.5	37.2	51.3
4606	St Francis of Assisi R.C.	70.1	61.5	75.3	78.8	81.1	75.4	88.4	87.0	90.5	88.6	84.2	85.6	80.9	72.5	83.2	83.6	82.8	81.3
5401	St Thomas More R.C.	42.9	51.6	33.3	63.6	44.1	53.5	55.8	73.0	57.7	71.0	79.7	69.0	49.8	63.4	45.8	67.0	64.0	60.4
5400	The Streetly School	53.2	42.9	46.4	35.8	44.5	35.2	72.7	73.6	67.0	65.8	55.0	58.4	62.4	59.6	56.1	53.7	49.8	46.4
4002	Willenhall E-ACT Academy	-	8.3	20.0	91.7	42.9	100.0	83.3	64.3	33.3	85.2	80.0	100.0	71.4	38.5	27.3	87.2	58.3	100.0
335	Walsall LA Average	60.7	53.2	52.9	52.9	48.6	50.2	74.3	76.4	70.2	66.8	68.0	69.0	68.4	65.6	62.2	60.5	58.7	60.3
	National average	66.0	67.0	67.0	68.0	68.0	65.2	77.0	79.0	78.0	79.0	80.0	78.2	72.0	73.0	73.0	74.0	74.0	72.2

NB: the dash (-) has been used to fill cells that either had the grade % of 0 or no grade % at all.

Walsall Academy has no data for Religious Studies

Mirus Academy (formerly Frank F Harrison) has no data for Religious Studies Full Course

LA & National data taken from NCER EPAS

2008 - 2013 Religious Studies (4610) GCSE Full Course

Percentage achieving A* - G

DfE	School	%A* - G																	
		Boys						Girls						All Pupils					
		2008	2009	2010	2011	2012	2013	2008	2009	2010	2011	2012	2013	2008	2009	2010	2011	2012	2013
5405	Aldridge School	100.0	98.4	94.0	92.9	94.1	100.0	100.0	99.0	99.1	98.4	99.1	100.0	100.0	98.7	96.3	95.8	96.6	100.0
4017	Alumwell Business and Enterprise College	100.0	88.5	100.0	97.0	78.4	95.2	100.0	100.0	100.0	95.5	80.6	100.0	100.0	93.3	100.0	96.4	79.4	97.6
5406	Barr Beacon Academy	100.0	100.0	100.0	100.0	100.0	100.0	100.0	-	100.0	91.7	100.0	100.0	100.0	100.0	100.0	96.0	100.0	100.0
4004	Blue Coat Academy	100.0	100.0	98.0	97.5	95.8	98.0	100.0	100.0	98.7	100.0	95.2	100.0	100.0	100.0	98.5	98.9	95.6	99.0
4057	Brownhills School	100.0	100.0	100.0	95.2	-	100.0	100.0	94.0	94.9	97.6	-	100.0	100.0	95.3	95.8	96.8	-	100.0
6907	Grace Academy (previously Darlaston)	98.2	100.0	-	81.4	88.7	75.0	95.2	100.0	-	92.5	91.5	88.3	96.6	100.0	-	87.8	90.1	82.9
4007	Joseph Leckie Academy	100.0	100.0	100.0	100.0	96.3	85.7	93.8	100.0	95.7	100.0	100.0	100.0	97.4	100.0	97.4	100.0	97.7	96.0
4106	Pool Hayes Community	83.3	77.8	100.0	100.0	100.0	100.0	100.0	100.0	100.0	100.0	100.0	100.0	93.1	92.6	100.0	100.0	100.0	100.0
5404	Queen Mary's Grammar	100.0	100.0	100.0	100.0	100.0	100.0	-	-	-	-	-	-	100.0	100.0	100.0	100.0	100.0	100.0
5403	Queen Mary's High	-	-	-	-	-	-	100.0	100.0	100.0	100.0	100.0	100.0	100.0	100.0	100.0	100.0	100.0	100.0
6906	Shelfield Community Academy	-	-	90.0	100.0	100.0	-	-	-	100.0	100.0	100.0	-	-	-	100.0	100.0	100.0	-
5402	Shire Oak Academy	100.0	100.0	100.0	88.4	95.3	86.1	100.0	100.0	100.0	97.8	98.7	94.2	100.0	100.0	100.0	93.8	97.0	90.5
4606	St Francis of Assisi R.C.	100.0	100.0	100.0	98.8	100.0	100.0	97.9	100.0	100.0	100.0	100.0	100.0	98.8	100.0	100.0	99.4	100.0	100.0
5401	St Thomas More R.C.	93.9	97.8	91.9	97.3	93.5	96.1	99.1	97.3	98.1	97.8	100.0	96.0	96.7	97.5	95.1	97.5	97.2	96.0
5400	The Streetly School	94.4	95.2	92.0	80.2	91.8	86.1	99.1	99.2	97.3	95.8	98.2	98.2	96.6	97.4	94.5	89.6	95.0	91.9
4002	Willenhall E-ACT Academy	100.0	100.0	100.0	100.0	85.7	100.0	100.0	100.0	100.0	96.3	100.0	100.0	100.0	100.0	100.0	97.4	91.7	100.0
335	Walsall LA Average	97.2	97.9	95.6	92.7	93.6	92.8	98.9	98.7	98.5	97.4	97.8	97.5	98.2	98.3	97.1	95.3	95.8	95.3
	National average	98.0	98.0	98.0	98.0	98.0	97.6	99.0	99.0	99.0	99.0	99.0	99.0	98.0	98.0	98.0	98.0	98.0	98.4

NB: the dash (-) has been used to fill cells that either had the grade % of 0 or no grade % at all.

Walsall Academy has no data for Religious Studies

Mirus Academy (formerly Frank F Harrison) has no data for Religious Studies Full Course

LA & National data taken from NCER EPAS

2008- 2013 Religious Studies (4610) GCSE Short Course

Taken from NCER EPAS - 2013 figures are based on the KS4 data as at 19/9/14

Number of Entries

DfE	School	Number of Entries																	
		Boys						Girls						All Pupils					
		2008	2009	2010	2011	2012	2013	2008	2009	2010	2011	2012	2013	2008	2009	2010	2011	2012	2013
5405	Aldridge School	100	22	-	10	10	-	98	10	-	3	4	2	198	32	-	13	14	2
4017	Alumwell Business and Enterprise College	-	-	-	2	38	8	-	-	-	1	29	6	-	-	-	3	67	14
5406	Barr Beacon Academy	49	87	104	114	72	71	67	107	78	71	52	32	116	194	182	185	124	103
4000	Black Country UTC	-	-	-	-	-	2	-	-	-	-	-	-	-	-	-	-	-	2
4004	Blue Coat Academy	12	16	11	36	11	17	7	8	7	19	10	10	19	24	18	55	21	27
4057	Brownhills School	-	-	47	47	48	35	-	-	29	17	44	45	-	-	76	64	92	80
6907	Grace Academy (previously Darlaston)	6	11	-	-	-	2	10	1	-	-	-	3	16	12	-	-	-	5
4007	Joseph Leckie Academy	-	-	-	-	1	-	-	-	-	-	-	1	-	-	-	-	1	1
4106	Pool Hayes Community	-	-	-	75	82	74	-	-	-	83	82	80	-	-	-	158	164	154
5404	Queen Mary's Grammar	72	74	80	74	82	84	-	-	-	-	-	-	72	74	80	74	82	84
6906	Shelfield Community Academy	114	81	77	51	89	91	128	30	70	50	78	96	242	-	147	101	167	187
5402	Shire Oak Academy	83	93	85	38	32	42	82	83	72	28	33	27	165	176	157	66	65	69
4606	St Francis of Assisi R.C.	1	7	5	6	1	4	-	1	-	1	-	1	1	8	5	7	1	5
5401	St Thomas More R.C.	1	-	1	1	1	-	-	-	1	2	-	-	1	-	2	3	1	-
5400	The Streetly School	-	-	-	-	-	-	-	-	-	-	-	-	-	-	-	-	-	-
4001	The Mirus Academy (previously Frank F Harrison)	-	42	40	16	-	-	-	47	35	31	-	-	-	89	75	47	-	-
4002	Willenhall E-ACT Academy	1	-	-	1	16	4	2	-	-	-	9	14	3	-	-	1	25	18

N.B: the dash (-) has been used to fill cells that either had the grade % of 0 or no grade % at all.

Queen Mary's High has no data for GCSE Religious studies Short Course

Walsall Academy has no data for Religious Studies

LA & National data taken from NCER EPAS

2008 - 2013 Religious Studies (4610) GCSE Short Course

Percentage achieving A*-C

DfE	School	%A* - C																	
		Boys						Girls						All Pupils					
		2008	2009	2010	2011	2012	2013	2008	2009	2010	2011	2012	2013	2008	2009	2010	2011	2012	2013
5405	Aldridge School	49.0	4.5	-	-	0.0	0.0	61.2	-	-	-	50.0	0.0	55.1	3.1	-	-	14.3	0.0
4017	Alumwell Business and Enterprise College	-	-	-	-	5.3	75.0	-	-	-	-	17.2	66.7	-	-	-	-	10.4	71.4
5406	Barr Beacon Academy	53.1	54.0	45.2	45.6	34.7	15.5	67.2	78.5	75.6	52.1	55.8	65.6	61.2	67.5	58.2	48.1	43.5	31.1
4000	Black Country UTC	-	-	-	-	-	0.0	-	-	-	-	-	0.0	-	-	-	-	-	0.0
4004	Blue Coat Academy	8.3	-	-	19.4	9.1	17.6	14.3	-	14.3	10.5	0.0	20.0	10.5	-	5.6	16.4	4.8	18.5
4057	Brownhills School	-	-	53.2	2.1	16.7	5.7	-	-	72.4	29.4	29.5	22.2	-	-	60.5	9.4	22.8	15.0
6907	Grace Academy (previously Darlaston)	33.3	63.6	28.8	-	-	0.0	-	36.7	43.9	-	-	0.0	12.5	58.3	35.8	-	-	0.0
4007	Joseph Leckie Academy	-	-	-	-	0.0	-	-	-	-	-	-	100.0	-	-	-	-	0.0	100.0
4106	Pool Hayes Community	-	-	-	20.0	31.7	32.4	-	-	-	45.8	40.2	51.3	-	-	-	33.5	36.0	42.2
5404	Queen Mary's Grammar	100.0	95.9	97.5	97.3	100.0	97.6	-	-	-	-	-	0.0	100.0	95.9	97.5	97.3	100.0	97.6
6906	Sheffield Community Academy	25.4	-	16.9	45.1	3.4	18.7	43.0	50.0	18.6	48.0	17.9	32.3	34.7	-	17.7	46.5	10.2	25.7
5402	Shire Oak Academy	19.3	31.2	24.7	2.6	0.0	7.1	39.0	42.2	43.1	-	24.2	7.4	29.1	36.4	33.1	1.5	12.3	7.2
4606	St Francis of Assisi R.C.	100.0	42.9	-	-	0.0	25.0	-	-	-	100.0	-	0.0	100.0	37.5	-	14.3	0.0	20.0
5401	St Thomas More R.C.	100.0	-	100.0	-	0.0	-	-	-	100.0	-	-	-	100.0	-	100.0	-	0.0	-
5400	The Streetly School	-	-	-	-	-	-	-	-	-	-	-	-	-	-	-	-	-	-
4001	The Mirus Academy (previously Frank F Harrison)	-	11.9	7.5	6.3	-	-	-	6.4	8.6	29.0	-	-	-	9.0	8.0	21.3	-	-
4002	Willenhall E-ACT Academy	-	-	-	-	68.8	75.0	-	-	-	-	66.7	92.9	-	-	-	-	68.0	88.9
335	Walsall LA Average	44.3	40.0	37.1	34.5	32.7	34.9	47.6	48.3	39.7	37.6	32.3	39.4	45.9	43.8	38.2	35.8	32.5	36.8
	National Average	No National data available												51.6	51.6	52.3	50.6	50.3	50.1

N.B: the dash (-) has been used to fill cells that either had the grade % of 0 or no grade % at all.

Queen Mary's High has no data for GCSE Religious studies Short Course

Walsall Academy has no data for Religious Studies

LA & National data taken from NCER EPAS

2008- 2013 Religious Studies (4610) GCSE Short Course

Percentage achieving A*-G

DfE	School	%A* - G																	
		Boys						Girls						All Pupils					
		2008	2009	2010	2011	2012	2013	2008	2009	2010	2011	2012	2013	2008	2009	2010	2011	2012	2013
5405	Aldridge School	99.0	81.8	-	50.0	60.0	0.0	99.0	80.0	-	33.3	100.0	100.0	99.0	81.3	-	46.2	71.4	100.0
4017	Alumwell Business and Enterprise College	-	-	-	100.0	76.3	100.0	-	-	-	100.0	79.3	83.3	-	-	-	100.0	77.6	92.9
5406	Barr Beacon Academy	100.0	100.0	98.1	92.1	94.4	85.9	98.5	100.0	100.0	91.5	98.1	96.9	99.1	100.0	98.9	91.9	96.0	89.3
4000	Black Country UTC	-	-	-	-	-	100.0	-	-	-	-	-	0.0	-	-	-	-	-	100.0
4004	Blue Coat Academy	100.0	87.5	72.7	86.1	54.5	76.5	100.0	75.0	100.0	73.7	70.0	70.0	100.0	83.3	83.3	81.8	61.9	74.1
4057	Brownhills School	-	-	100.0	80.9	91.7	62.9	-	-	100.0	94.1	86.4	95.6	-	-	100.0	84.4	89.1	81.3
6907	Grace Academy (previously Darlaston)	66.7	100.0	80.3	-	-	0.0	80.0	100.0	91.2	-	-	66.7	75.0	100.0	85.4	-	-	40.0
4007	Joseph Leckie Academy	-	-	-	-	100.0	0.0	-	-	-	-	-	100.0	-	-	-	-	100.0	100.0
4106	Pool Hayes Community	-	-	-	88.0	91.5	91.9	-	-	-	88.0	97.6	97.5	-	-	-	88.0	94.5	94.8
5404	Queen Mary's Grammar	100.0	100.0	100.0	100.0	100.0	100.0	-	-	-	-	-	0.0	100.0	100.0	100.0	100.0	100.0	100.0
6906	Shelfield Community Academy	95.6	-	96.1	100.0	76.4	89.0	97.7	-	100.0	100.0	97.4	86.5	96.7	-	98.0	100.0	86.2	87.7
5402	Shire Oak Academy	85.5	93.5	91.8	60.5	37.5	42.9	95.1	100.0	100.0	78.6	90.9	85.2	90.3	96.6	95.5	68.2	64.6	59.4
4606	St Francis of Assisi R.C.	100.0	100.0	60.0	50.0	0.0	100.0	-	100.0	-	100.0	-	100.0	100.0	100.0	60.0	57.1	0.0	100.0
5401	St Thomas More R.C.	100.0	-	100.0	100.0	100.0	-	-	-	100.0	100.0	-	-	100.0	-	100.0	100.0	100.0	-
5400	The Streetly School	-	-	-	-	-	-	-	-	-	-	-	-	-	-	-	-	-	-
4001	The Mirus Academy (previously Frank F Harrison)	-	88.1	87.5	62.5	-	-	-	97.9	100.0	87.1	-	-	-	93.3	93.3	78.7	-	-
4002	Willenhall E-ACT Academy	100.0	-	-	100.0	100.0	100.0	100.0	-	-	-	100.0	100.0	100.0	-	-	100.0	100.0	100.0
335	Walsall LA Average	95.7	95.1	93.1	86.2	84.5	83.9	97.2	96.9	97.5	89.8	93.3	91.5	96.4	95.9	94.9	87.6	88.1	87.1
	National Average	No National data available												93.8	96.3	96.1	94.9	92.9	94.7

N.B: the dash (-) has been used to fill cells that either had the grade % of 0 or no grade % at all.

Queen Mary's High has no data for GCSE Religious studies Short Course

Walsall Academy has no data for Religious Studies

LA & National data taken from NCER EPAS

A Summary of the Walsall SACRE RE ACTION PLAN 2011/12

The Action Plan is the planning and delivery document for SACRE.

KEY PRIORITIES:

1. Support SACRE 5 year plan priorities.
2. Walsall SACRE Consultancy support from RE Today.
3. Monitoring of provision.
4. Curriculum development.
5. Running a training day for 10 primary schools and two secondary school on the theme of Respect for All
6. Promoting the understanding and use of The Agree Syllabus and the Units of Work. This would also include putting these resources on the Walsall Link.

1. Over the 5 years from 2009-2014, SACRE has agreed these priorities: We will:

- plan for SACRE to meet the advanced criteria in the national SACRE self evaluation;
- find ways to monitor the delivery and quality of collective worship and report on the outcome of annual monitoring;
- promote RE as a field of study for older pupils, including GCSE RS and AS and A2;
- promote the use of a RE website for Walsall schools, for example using The Well as a way to disseminate the Curriculum Plans for the Agreed Syllabus;
- undertake a Review of Walsall Agreed Syllabus in 2013-14

2. Walsall SACRE are supported through a consultancy with RE Today, to:

- run Primary and Secondary Network groups to assist RE subject leaders but also for any teacher of RE and for HLTAs (primary). These are ongoing, termly, and reach increasing numbers of teachers and TAs;
- plan and run day courses for primary teachers on RE and community cohesion, standards and high achievement through creative teaching and learning and spiritual, moral, social and cultural development (HMI priority) through RE. These have been very highly evaluated by delegates;
- support the delivery of the Walsall NQT programme;
- develop original, local resources for planning better RE to put freely on 'The Well' – the learning platform online. These include:

Y1: Birth and New Life, Love and Partners

Y1: Cycles of the Year: Creation, Harvest, Giving Thanks

Y2: A World of Festivals

Y3: Holy Buildings and Sacred Space

Y4: Christian and Hindu Beliefs and Questions

Y4 Muslim Way of Life: Keeping 5 Pillars

**Y5 Finding Reasons to Care through Religious Stories -
Christianity**

Y6 Muslims and Christians, Who is Inspiring?

- plan a future programme of interactive visits to places of worship for RE teachers – Sikh, Muslim, Christian, and Hindu. Local, resource generating, confidence building and enabling pupil follow up. 2013 will see this development.

3. Monitoring of provision

Dates for 'monitoring' the use of Walsall Agreed Syllabus are set and two visits per term are undertaken. SACRE intends to create RE self supported review (SSR) and will work on creating self evaluation tools for RE to cover:

- achievement;
- leadership and management;
- quality of teaching;
- curriculum.

4. Curriculum Development

- SACRE intends to form a curriculum working party of primary school subject leaders that will be able to detail cross curricular links (PHSE, Citizenship and MFL) and collect/collate examples of good practice that can be shared.
- SACRE will identify and support the development of a primary school as a 'RE centre of excellence'.

- SACRE combined the recent SMSCD RE training day with the planned launch event to disseminate the new schemes of work and share good practice.

Summary of activities since September 2013

It has been a challenging year for SACRE. It has proven difficult to get schools to engage with SACRE and attendance at SACRE meetings has not always been robust. Notable achievements have been the continued partnership with Re Today and the further production of more programmes of work, and the meetings for Primary School coordinators and the conference on Respect for pupils.

Looking ahead to 2014/15, the key challenges and tasks are the review of The Agreed Syllabus, a conference for primary pupils on British Values and further engagement with schools.

Conclusions:

SACRE has increasingly worked as an activist body, to consider and commission services for schools that improve RE, via its consultancy with RE Today. Although we continue to seek wider engagement with better RE in Walsall, we are pleased to have supported many schools and teachers in their RE work.

The current national picture, in which many schools are taking Academy status, and in which the DfE has stated there will be no change in the law about RE, is on many schools find hard to follow. SACRE offers its support services to all LA schools, and more widely to academies in the area as appropriate.