

Willenhall/Short Heath Partnership detailed Data report

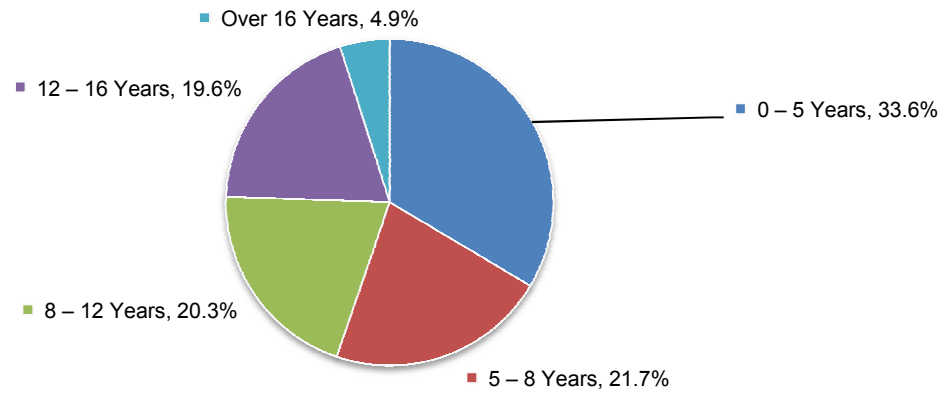
1. 0-19 Family Support Locality team – support to families

	Willenhall	Short Heath		Willenhall North		Willenhall South	
		Number	%age	Number	%age	Number	%age
Number of Children Supported	143	22	15.4%	37	25.9%	84	58.7%
Number of Households Supported	85	15	17.6%	22	25.9%	48	56.5%

2. Age Range

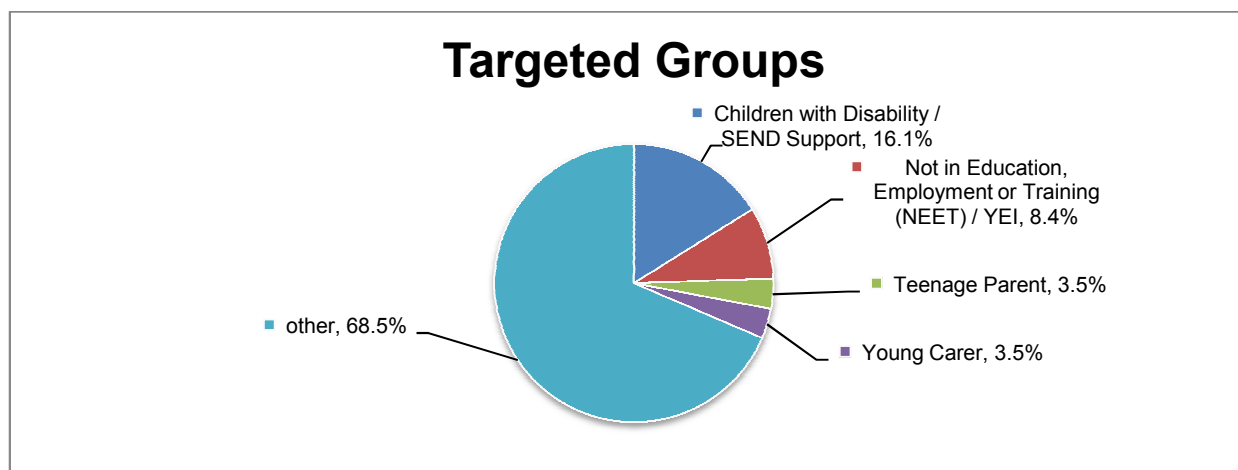
	Willenhall		Short Heath			Willenhall North			Willenhall South		
	Number	%age	Number	%age		Number	%age		Number	%age	
0 – 5 Years	48	33.6%	6	27.3%	v	13	35.1%	^	29	34.5%	^
5 – 8 Years	31	21.7%	4	18.2%	v	7	18.9%	v	20	23.8%	^
8 – 12 Years	29	20.3%	6	27.3%	^	5	13.5%	v	18	21.4%	^
12 – 16 Years	28	19.6%	5	22.7%	^	10	27.0%	^	13	15.5%	v
Over 16 Years	7	4.9%	1	4.5%	v	2	5.4%	^	4	4.8%	v
Total	143		22			37			84		

Age Breakdown of Children Supported



3. Targeted Groups

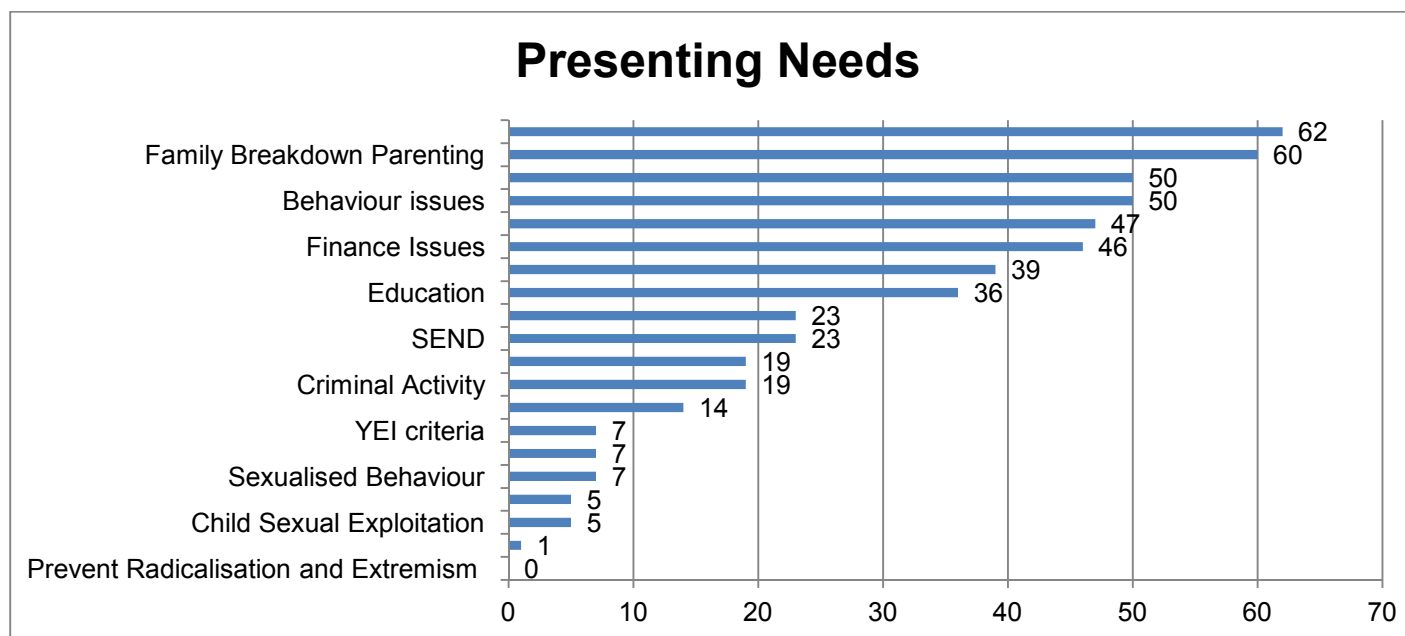
	Willenhall		Short Heath		Willenhall North		Willenhall South				
	Number	%age	Number	%age	Number	%age	Number	%age			
Children with Disability / SEND Support	23	16.1%	3	6.8%	v	6	8.1%	v	14	8.3%	v
Not in Education, Employment or Training (NEET) / YEI	12	8.4%	1	2.3%	v	8	10.8%	^	3	1.8%	v
Teenage Parent	5	3.5%	2	4.5%	^	0	0.0%	v	3	1.8%	v
Young Carer	5	3.5%	3	6.8%	^	0	0.0%	v	2	1.2%	v
other	98	68.5%	35	79.5%	^	60	81.1%	^	146	86.9%	^
Total	143		44			74			168		



	Willenhall	Short Heath	Willenhall North	Willenhall South
Early Help (EH)	108	13	29	66
Child Family Assessment (CFA)	2	0	0	2

Children In Need (CIN)	7	0	1	6
Child Protection Plan (CP)	23	8	7	8
Looked After Children (LAC)	3	1	0	2
Total	143	85	394	136

4. Presenting Needs



Needs Count per Child	Total	Percentage
0	25	16.9%
1	13	8.8%
2	16	10.8%
3	20	13.5%
4	12	8.1%
5	24	16.2%
6	15	10.1%
7	6	4.1%
8	8	5.4%
9	2	1.4%
10	4	2.7%
11	3	2.0%
4+ Need		50%

	Willenhall		Short Heath			Willenhall North			Willenhall South		
	Number	%age	Number	%age		Number	%age		Number	%age	
Domestic Abuse	62	11.9%	11	11.8%	v	16	10.1%	v	35	13.0%	^
Family Breakdown Parenting	60	11.5%	12	12.9%	^	18	11.4%	v	30	11.2%	v
Behaviour issues	50	9.6%	7	7.5%	v	9	5.7%	v	34	12.6%	^
Adult Mental Health	50	9.6%	11	11.8%	^	14	8.9%	v	25	9.3%	v
Housing issues	47	9.0%	6	6.5%	v	17	10.8%	^	24	8.9%	v
Finance Issues	46	8.8%	13	14.0%	^	17	10.8%	^	16	5.9%	v
Other Health Issues	39	7.5%	6	6.5%	v	11	7.0%	v	22	8.2%	^
Education	36	6.9%	7	7.5%	^	13	8.2%	^	16	5.9%	v
SEND	23	4.4%	3	3.2%	v	6	3.8%	v	14	5.2%	^
Drugs and Substance Misuse	23	4.4%	6	6.5%	^	10	6.3%	^	7	2.6%	v
Criminal Activity	19	3.7%	2	2.2%	v	6	3.8%	^	11	4.1%	^
Home Conditions	19	3.7%	1	1.1%	v	4	2.5%	v	14	5.2%	^
Child Mental Health	14	2.7%	2	2.2%	v	1	0.6%	v	11	4.1%	^

Sexualised Behaviour	7	1.3%	2	2.2%	^	3	1.9%	^	2	0.7%	v
Child (under 18 years old) NEET	7	1.3%	0	0.0%	v	6	3.8%	^	1	0.4%	v
YEI criteria	7	1.3%	1	1.1%	v	4	2.5%	^	2	0.7%	v
Child Sexual Exploitation	5	1.0%	0	0.0%	v	2	1.3%	^	3	1.1%	^
Young Carer	5	1.0%	3	3.2%	^	0	0.0%	v	2	0.7%	v
Immigration	1	0.2%	0	0.0%	v	1	0.6%	^	0	0.0%	v
Prevent Radicalisation and Extremism	0	0.0%	0	0.0%		0	0.0%		0	0.0%	

5. Partner Involvement

	Willenhall		Short Heath			Willenhall North			Willenhall South		
	Number	%age	Number	%age		Number	%age		Number	%age	
Children's Services	142	23.7%	22	20.4%	v	36	20.6%	v	84	26.7%	^
Police	61	10.2%	13	12.0%	^	15	8.6%	v	33	10.5%	^
Housing	33	5.5%	2	1.9%	v	17	9.7%	^	14	4.4%	v
Health	88	14.7%	17	15.7%	^	21	12.0%	v	50	15.9%	^
Beacon	10	1.7%	4	3.7%	^	6	3.4%	^		0.0%	v
Youth Justice	4	0.7%		0.0%	v	2	1.1%	^	2	0.6%	v
CS / Police	60	10.0%	13	12.0%	^	14	8.0%	v	33	10.5%	^
CS / Housing	32	5.4%	2	1.9%	v	16	9.1%	^	14	4.4%	v
CS / Health	88	14.7%	17	15.7%	^	21	12.0%	v	50	15.9%	^
CS / Beacon	10	1.7%	4	3.7%	^	6	3.4%	^		0.0%	v
CS / Youth Justice	4	0.7%		0.0%	v	2	1.1%	^	2	0.6%	v
CS / Police / Housing	10	1.7%		0.0%	v	4	2.3%	^	6	1.9%	^
CS / Police / Health	41	6.9%	10	9.3%	^	9	5.1%	v	22	7.0%	^
CS / Police / Beacon	6	1.0%	4	3.7%	^	2	1.1%	^		0.0%	v
CS / Police / Youth Justice	2	0.3%		0.0%	v	1	0.6%	^	1	0.3%	v
CS / Police / Housing / Health	6	1.0%		0.0%	v	2	1.1%	^	4	1.3%	^
CS / Police / Housing / Beacon	0	0.0%	0	0.0%		0	0.0%		0	0.0%	
CS / Police / Housing / Youth Justice	1	0.3%		0.0%	v	1	0.3%			0.0%	v
CS / Police / Housing / Health / Beacon	0	0.0%	0	0.0%		0	0.0%		0	0.0%	

CS / Police / Housing / Health / Youth Justice	0	0.0%	0	0.0%		0	0.0%		0	0.0%	
Known to All	0	0.0%	0	0.0%		0	0.0%		0	0.0%	

For more information please contact

Isabel Vanderheeren
Group Manager Early Help
Isabel.vanderheeren@walsall.gov.uk