

Council – 8 July, 2013

**The report of the Standing Advisory Council on Religious Education
September 2011 - September 2012 (and a review of progress since
September 2010 - launch of the revised Agreed Syllabus)**

**Updated 8.1 charts – with 2012 LA data
Updated 2012 school data – Appendix A**

Service Area: Walsall Children's Services

Wards: All

1. Summary of report

The report of the Walsall Standing Advisory Council on Religious Education (SACRE) describes the nature and purpose of the body, outlines the main aspects of the work during the period September 2011 till September 2012 and provides an analysis of outcomes for pupils in relation to religious Studies 2007-2012.

2. Recommendations

2.1 That the report of the Standing Advisory Council for Religious Education be received and noted.

3. Background information

3.1 Under the terms of the 1994 education, local education authorities had the option to set up a Standing Advisory Council on Religious Education (SACRE), in the legislation of the 1988 education Reform Act, however, this became obligatory. The principal function of a SACRE is:

“To advise the authority upon such matters connected with collective worship in county schools and religious education to be given in accordance with an agreed syllabus as the Authority may refer to the council or as the council may see fit.”

3.2 The SACRE comprises four groups representing, respectively:

- i. such Christian and other religious denominations as in the opinion of the Authority will appropriately reflect the principal religious traditions in the area;
- ii. the Church of England;
- iii. such associations representing teachers as in the opinion of the authority, ought to be represented, having regard to the circumstances of the area;
- iv. the local Education Authority, seven elected members to be appointed by the council.

- 3.3 The S.A.C.R.E has two particular functions:
- i. It can require the Local Authority to review its current agreed syllabus;
 - ii. it may determine, on application by the Head Teacher, that the requirement for collective worship in County controlled schools to be wholly or broadly of a Christian character, shall not apply to the collective worship provided for some or all of the pupils in a particular school.

3.4 In accordance with the Education Act 1996 SACRE is required to publish a report with respect to the exercise of their functions and any action taken by representative groups on the Council during the preceding year.

4. Resource considerations

4.1 It was proposed that the agreed syllabus monitoring would provide opportunities for teachers to share best practice, advice on additional resources and indicate future training needs. However as it has been more difficult to engage schools in the monitoring cycle other methods have been used to develop intelligence on future training needs:

4.2 Subject leader meetings have been the key tool to provide a good insight into the future needs of teachers. RE Today currently lead three subject leader sessions a year and also (through discussion with S.A.C.R.E.) have a plan for future training sessions.

4.3 RE Today has also produced eight units of work which support the Agreed Syllabus. These were given to all schools who attended the Spring RE training as part of the course materials. Other schools are able to purchase the units by contacting Walsall CS direct.

4.4 Since 2010 Walsall Children's Services – Serco have provide £5,000 financial support for Walsall SACRE's agreed projects and publications. Since then Walsall SACRE have used this resource to employ the services of RE Today.

5. Citizen impact

Following the Agreed Syllabus at school level gives opportunities for pupils to increase their knowledge and understanding of the religious beliefs, customs and heritage of the many communities within Walsall. This should lead to a greater future understanding and respect between citizens.

6. Community safety

N/A

7. Environmental impact

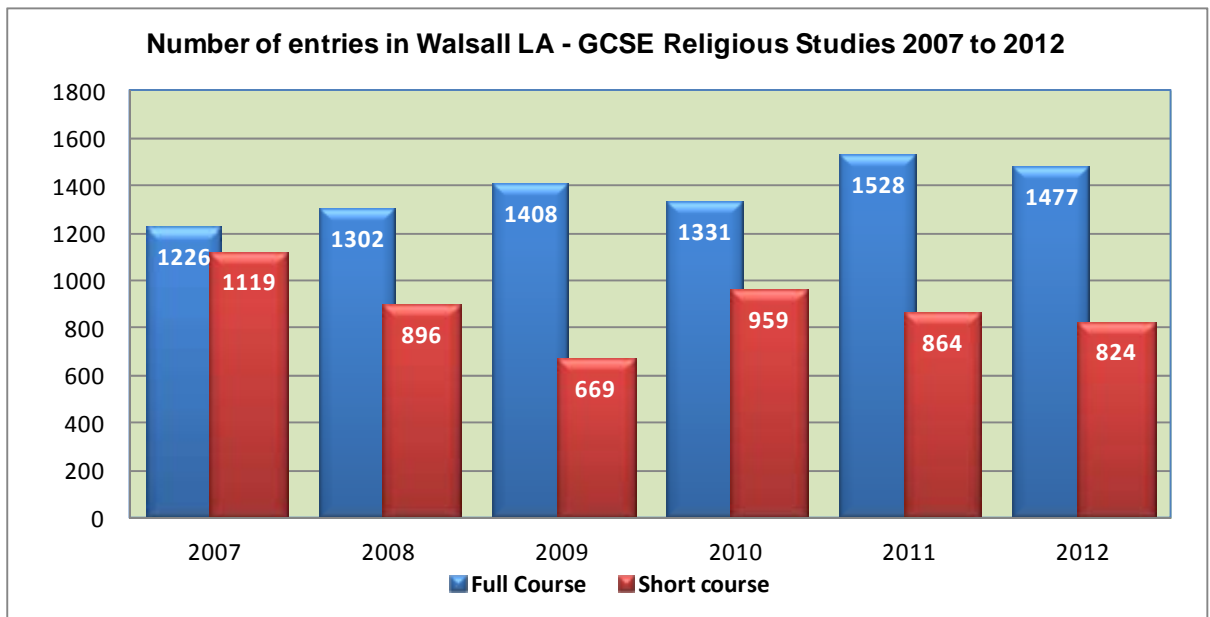
N/A

8. Performance and risk management issues

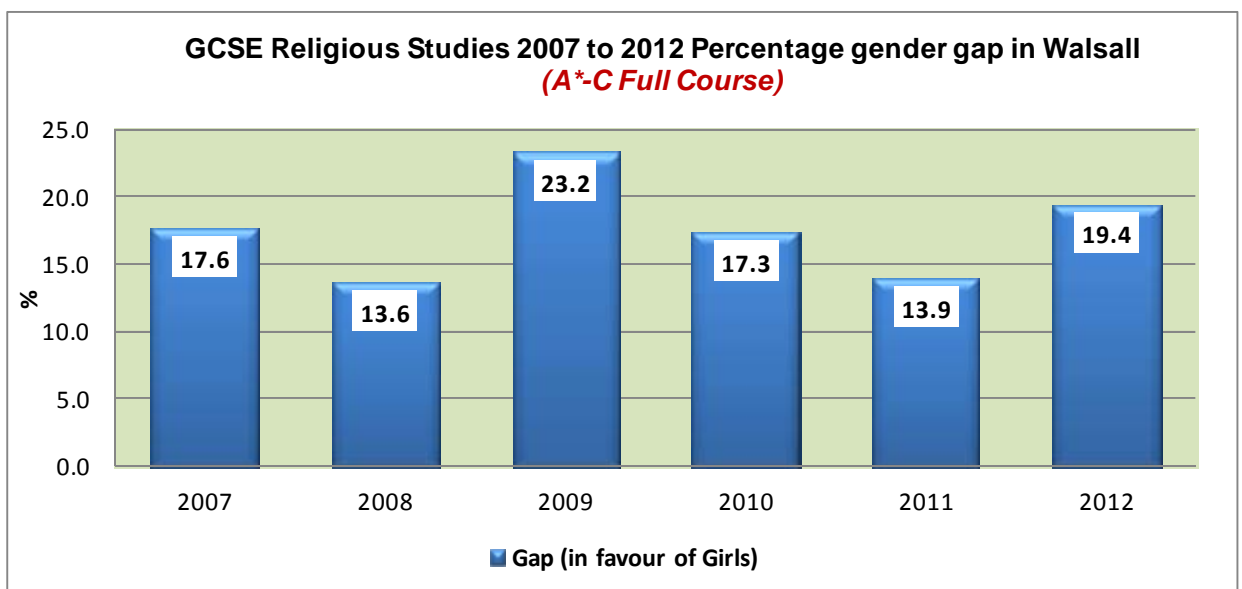
In secondary schools GCSE and A level examination results for 2012 are included in Appendix A attached.

8.1 Analysis of trends

Since 2007 the number of entries for Religious Studies GCSE full course has risen from 1226 to 1477 in 2012. The number of students sitting GCSE short course has declined in this period from 1119 in 2007 to 824 in 2012.

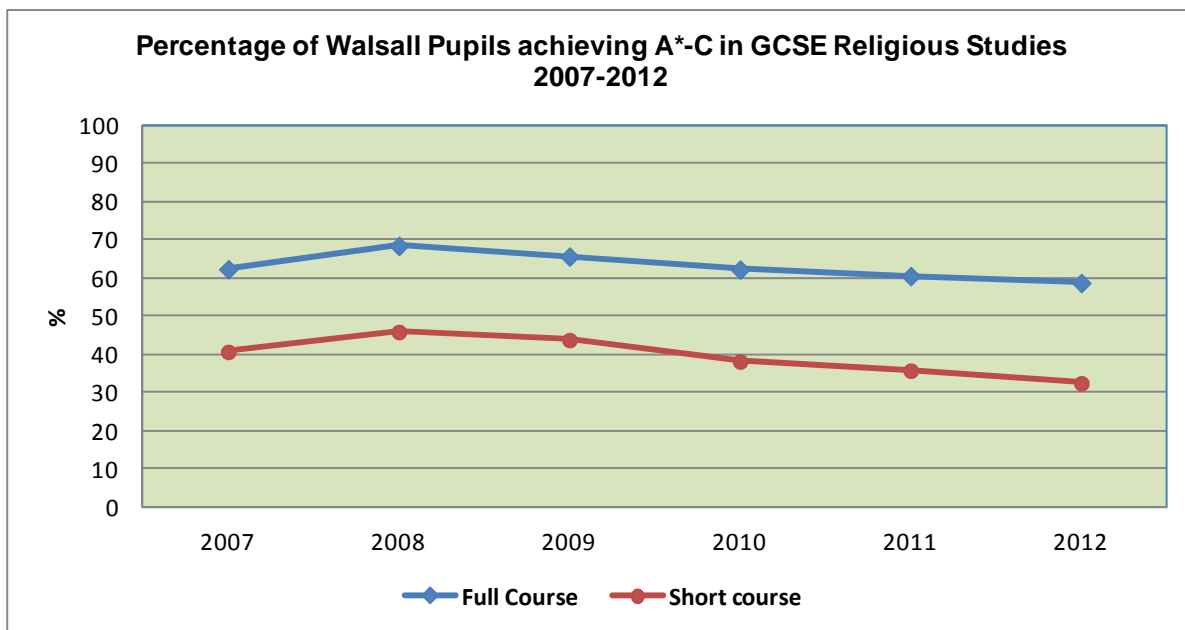


In 2012 58.7% of the pupils who sat Religious Studies full course achieved an A*-C. This has declined 3.6% on the 2007 outcome of 62.3% and the gap to the national average has grown from 8.7% in 2007, to 15.3% in 2012. Since 2007 the national average has risen by 3% from 71% to 74% in 2012. Girls outperform the boys in Religious Studies by 19.4% in 2012 a gap that has widened since 2007. This gap is also reflected in the national trend with a disparity in the 2012 performance of 12% between the girls and the boys.



The number of students nationally achieving an A*-G has remained constant at 98% since 2006. Since 2010 Walsall's outcome has been below the national average and now stands at 95.8% in 2012.

Since 2007 the number of students achieving an A*-C in Religious Studies short course has fallen by 8.2% from 40.7% in 2007 to 32.5% in 2012.



Nationally the number of passes has also declined from 51.2% in 2007 to 50.3% in 2012. During this period the gap in performance between Walsall and national had widened from 10.5% in 2007 to 17.8% in 2012. For the first time since 2007 boys outperform girls by 0.4 percentage points in 2012. The number of students achieving A*-G (short course) has fallen by 7.7% since 2007 and the current gap to national has narrowed to 4.8% in 2012.

8.2 Ofsted reports and Inspection findings

There have been 45 inspections carried out by Ofsted during the period September 2011- September 2012.

In January 2012 the framework for inspections was revised with many significant changes most notably in terms of SACRE is that there is no longer a separate judgement grade for Spiritual, Social, Moral and Cultural (SMSC) development as this is included in the overall effectiveness judgment.

SMSC is seen as an integral part of school life. From January 2012 onwards Ofsted evidence forms contained a specific section to capture examples of SMSC in every aspect of the inspection including lesson observations, trawls of pupils work, learning walks around the school, etc.

As a result of the changes to the inspection framework it is very difficult to make any meaningful comparisons between previous SMSC grades and the current overall effectiveness grade.

8.3 **Reporting on Pupils' Progress and Attainment**

Schools are required to provide an annual report for parents on the attainment and progress of each child in religious education, as for other subjects of the curriculum.

9. **Equality implications**

9.1 The Education Act (1996) and the school standards and framework January 2012) state that the legal requirements are:

1. Religious Education must be provided for all registered pupils in full time education except those withdrawn at the request of their parents [S352 (1) (a)]. The law relating to RE for pupils who are not yet in Key Stage one. i.e. Foundation Stage is different from that relating to subjects of the National Curriculum. As RE must be taught to 'all registered pupils at school', it includes pupils in reception classes, but not those in nursery or play groups.

By the same law, RE must be provided for all students in school sixth forms (but not those in sixth form colleges, which must provide RE for all students who wish to receive it).

Special schools must comply with this requirement by ensuring that every pupil receives RE as far as is practicable.

2. Religious Education must be taught in accordance with the Agreed Syllabus in:

- community schools;
- foundation schools (apart from those with a religious foundation where parents request RE to be 'denominational' or taught in accordance with Trust Deed of the school;
- voluntary controlled schools (apart from when parents request RE to be 'denominational' or taught in accordance with Trust Deed of the school [19196 Act. Ch 56, S376 (1) 1998 Act, Ch 31 S351 (1)].

3. Religious Education must be taught according to an Agreed Syllabus that reflects the fact 'that the religious traditions in Great Britain are in the main Christian, while taking account of the teaching and practices of the other principal religions represented in Great Britain [1196 Act Ch 56 S375 (3)].

4. In schools where the Agreed Syllabus applies, Religious Education must be non-denominational, but teaching about denominational differences is permitted [Education Act 1944 S26 (2)].

5. The head teacher, along with the governing body and the LA, is responsible for the provision of Religious Education in foundation and community maintained schools and in voluntary controlled schools (see point 2 above).

9.2 **Withdrawal from Religious Education**

A parent may request that:

- the pupil may be wholly or partly excused from receiving religious education given in accordance with the school's basic curriculum;

- a pupil who is wholly or partly excused from receiving religious education provided by the school may receive religious education of the kind desired by the parent elsewhere, provided that it will not interfere with the attendance of the pupil on any day except at the beginning or end of school session;
- a pupil who is wholly or partly excused from receiving religious education provided by the school may receive religious education of the kind desired by the parent on the school premises provided that it does not entail any expenditure by the responsible authority.

9.3 Teachers

- With specific exceptions, may withdraw from teaching religious education and they should not be discriminated against for their religious opinions or practices.

10. Consultation

Walsall SACRE meets three times a year in open forum. It has appropriate sub groups and committees to carry out the actions approved by SACRE. There is a financial arrangement Walsall Children's Services to provide funding which supports initiatives to ensure the development of Walsall SACRE.

Walsall SACRE has agreed arrangements for monitoring the Agreed Syllabus and those taking part have undergone training.

Background papers

- Appendix A - 2007 – 2012 Religious Studies (4610) GCSE Full Course
- Appendix B – A summary of the Walsall SACRE RE Action Plan 2011/12
- Appendix C - Summary of activities since September 2010 (since the launch of the revised agreed syllabus)

Author

Earl Richards
Head of Improvement Services
☎ 01922 686448
✉ earl.richards@walsallcs.serco.com

Signed:

Executive Director:

Date:

APPENDIX A

2007 - 2012 Religious Studies (4610) GCSE Full Course

Taken from NCER EPAS - 2012 figures are based on the KS4 released datafeed as at 17.06.13

Number of Entries

		Number of Entries																	
		Boys						Girls						All Pupils					
DfE	School	2007	2008	2009	2010	2011	2012	2007	2008	2009	2010	2011	2012	2007	2008	2009	2010	2011	2012
5405	Aldridge School	9	28	125	133	113	119	21	27	99	108	126	114	30	55	224	241	239	233
4017	Alumwell Business and Enterprise College	30	21	26	26	33	37	38	32	19	21	22	31	68	53	45	47	55	68
5406	Barr Beacon Academy	5	3	1	9	13	7	17	6	-	27	12	10	22	9	1	36	25	17
4004	Blue Coat Academy	67	72	71	51	40	48	102	85	63	79	53	42	169	157	134	130	93	90
4057	Brownhills School	8	9	14	9	21	-	16	18	50	39	42	-	24	27	64	48	63	-
6907	Grace Academy (<i>previously Darlaston</i>)	42	55	51	-	59	62	62	62	52	-	80	59	104	117	103	-	139	121
4007	Joseph Leckie Academy	43	23	12	15	12	27	42	16	16	23	11	17	85	39	28	38	23	44
4106	Pool Hayes Community	-	12	9	9	10	8	-	17	18	6	13	6	-	29	27	15	23	14
5404	Queen Mary's Grammar	25	24	21	16	22	14	-	-	-	-	-	-	25	24	21	16	22	14
5403	Queen Mary's High	-	-	-	-	-	-	51	53	72	55	39	71	51	53	72	55	39	71
6906	Sheffield Community Academy	-	-	-	10	12	15	-	-	-	16	12	13	-	-	-	26	24	28
5402	Shire Oak Academy	-	25	23	29	69	85	-	30	26	28	92	79	-	55	49	57	161	164
4606	St Francis of Assisi R.C.	89	67	91	77	80	74	70	95	69	84	79	95	159	162	160	161	159	169
5401	St Thomas More R.C.	109	98	91	99	110	93	108	113	111	104	93	118	217	211	202	203	203	211
5400	The Streetly School	104	124	105	125	81	110	102	110	125	112	120	111	206	234	230	237	201	221
4002	Willenhall E-ACT Academy	6	3	12	5	12	7	13	18	14	6	27	5	19	21	26	11	39	12

NB: the dash (-) has been used to fill cells that either had the grade % of 0 or no grade % at all.

Walsall Academy has no data for Religious Studies

Mirus Academy (formerly Frank F Harrison) has no data for Religious Studies Full Course

LA data taken from NCER EPAS

National data taken from statistical first release published by DfE

2007 - 2012 Religious Studies (4610) GCSE Full Course

Percentage achieving A* - C

		%A* - C																	
		Boys						Girls						All Pupils					
DfE	School	2007	2008	2009	2010	2011	2012	2007	2008	2009	2010	2011	2012	2007	2008	2009	2010	2011	2012
5405	Aldridge School	11.1	89.3	52.0	45.1	43.4	58.0	52.4	96.3	84.8	69.4	69.0	69.3	40.0	92.7	66.5	56.0	56.9	63.5
4017	Alumwell Business and Enterprise College	46.7	38.1	26.9	46.2	45.5	10.8	57.9	71.9	52.6	47.6	54.5	16.1	52.9	58.5	37.8	48.6	49.1	13.2
5406	Barr Beacon Academy	40.0	100.0	100.0	66.7	69.2	100.0	88.2	83.3	-	85.2	83.3	90.0	77.3	88.9	100.0	80.6	76.0	94.1
4004	Blue Coat Academy	53.7	75.0	50.7	52.9	80.0	56.3	70.6	85.9	77.8	62.0	79.2	52.4	63.9	80.9	63.4	58.5	79.6	54.4
4057	Brownhills School	37.5	11.1	64.3	55.6	28.6	-	62.5	33.3	46.0	46.2	59.5	-	54.2	25.9	50.0	47.9	49.2	-
6907	Grace Academy (previously Darlaston)	73.8	58.2	68.6	-	23.7	29.0	69.4	64.5	78.8	-	22.5	49.2	71.2	61.5	73.8	-	23.0	38.8
4007	Joseph Leckie Academy	34.9	73.9	33.3	73.3	83.3	51.9	69.0	62.5	50.0	95.2	90.9	88.2	51.8	69.2	42.9	68.4	87.0	65.9
4106	Pool Hayes Community	-	-	11.1	55.6	50.0	50.0	-	58.8	77.8	16.7	53.8	50.0	-	34.5	55.6	40.0	52.2	50.0
5404	Queen Mary's Grammar	100.0	100.0	90.5	100.0	100.0	92.9	-	-	-	-	-	-	100.0	100.0	90.5	100.0	100.0	92.9
5403	Queen Mary's High	-	-	-	-	-	-	100.0	100.0	100.0	100.0	100.0	100.0	100.0	100.0	100.0	100.0	100.0	100.0
6906	Shelfield Community Academy	-	-	-	90.0	75.0	86.7	-	-	-	100.0	91.7	92.3	-	-	-	96.2	83.3	89.3
5402	Shire Oak Academy	-	96.0	91.3	86.2	27.5	24.7	-	100.0	96.2	92.9	55.4	50.6	-	98.2	93.9	89.5	43.5	37.2
4606	St Francis of Assisi R.C.	61.8	70.1	61.5	75.3	78.8	81.1	88.6	88.4	87.0	90.5	88.6	84.2	73.6	80.9	72.5	83.2	83.6	82.8
5401	St Thomas More R.C.	37.6	42.9	51.6	33.3	63.6	44.1	58.3	55.8	73.0	57.7	71.0	79.7	47.9	49.8	63.4	45.8	67.0	64.0
5400	The Streetly School	52.9	53.2	42.9	46.4	35.8	44.5	75.5	72.7	73.6	67.0	65.8	55.0	64.1	62.4	59.6	56.1	53.7	49.8
4002	Willenhall E-ACT Academy	66.7	-	8.3	20.0	91.7	42.9	38.5	83.3	64.3	33.3	85.2	80.0	47.4	71.4	38.5	27.3	87.2	58.3
335	Walsall LA Average	52.5	60.7	53.2	52.9	52.9	48.6	70.1	74.3	76.4	70.2	66.8	68.0	62.3	68.4	65.6	62.2	60.5	58.7
	National average	65.0	66.0	67.0	67.0	68.0	68.0	76.0	77.0	79.0	78.0	79.0	80.0	71.0	72.0	73.0	73.0	74.0	74.0

NB: the dash (-) has been used to fill cells that either had the grade % of 0 or no grade % at all.

Walsall Academy has no data for Religious Studies

Mirus Academy (formerly Frank F Harrison) has no data for Religious Studies Full Course

LA data taken from NCER EPAS

National data taken from statistical first release published by DfE

2007 - 2012 Religious Studies (4610) GCSE Full Course

Percentage achieving A* - G

DfE	School	%A* - G																	
		Boys						Girls						All Pupils					
		2007	2008	2009	2010	2011	2012	2007	2008	2009	2010	2011	2012	2007	2008	2009	2010	2011	2012
5405	Aldridge School	88.9	100.0	98.4	94.0	92.9	94.1	95.2	100.0	99.0	99.1	98.4	99.1	93.3	100.0	98.7	96.3	95.8	96.6
4017	Alumwell Business and Enterprise College	96.7	100.0	88.5	100.0	97.0	78.4	100.0	100.0	100.0	100.0	95.5	80.6	98.5	100.0	93.3	100.0	96.4	79.4
5406	Barr Beacon Academy	100.0	100.0	100.0	100.0	100.0	100.0	94.1	100.0	-	100.0	91.7	100.0	95.5	100.0	100.0	100.0	96.0	100.0
4004	Blue Coat Academy	100.0	100.0	100.0	98.0	97.5	95.8	100.0	100.0	100.0	98.7	100.0	95.2	100.0	100.0	100.0	98.5	98.9	95.6
4057	Brownhills School	100.0	100.0	100.0	100.0	95.2	-	100.0	100.0	94.0	94.9	97.6	-	100.0	100.0	95.3	95.8	96.8	-
6907	Grace Academy (previously Darlaston)	97.6	98.2	100.0	-	81.4	88.7	100.0	95.2	100.0	-	92.5	91.5	99.0	96.6	100.0	-	87.8	90.1
4007	Joseph Leckie Academy	97.7	100.0	100.0	100.0	100.0	96.3	92.9	93.8	100.0	95.7	100.0	100.0	95.3	97.4	100.0	97.4	100.0	97.7
4106	Pool Hayes Community	-	83.3	77.8	100.0	100.0	100.0	-	100.0	100.0	100.0	100.0	100.0	-	93.1	92.6	100.0	100.0	100.0
5404	Queen Mary's Grammar	100.0	100.0	100.0	100.0	100.0	100.0	-	-	-	-	-	-	100.0	100.0	100.0	100.0	100.0	100.0
5403	Queen Mary's High	-	-	-	-	-	-	100.0	100.0	100.0	100.0	100.0	100.0	100.0	100.0	100.0	100.0	100.0	100.0
6906	Shelfield Community Academy	-	-	-	90.0	100.0	100.0	-	-	-	100.0	100.0	100.0	-	-	-	100.0	100.0	100.0
5402	Shire Oak Academy	-	100.0	100.0	100.0	88.4	95.3	-	100.0	100.0	100.0	97.8	98.7	-	100.0	100.0	100.0	93.8	97.0
4606	St Francis of Assisi R.C.	100.0	100.0	100.0	100.0	98.8	100.0	98.6	97.9	100.0	100.0	100.0	100.0	99.4	98.8	100.0	100.0	99.4	100.0
5401	St Thomas More R.C.	98.2	93.9	97.8	91.9	97.3	93.5	96.3	99.1	97.3	98.1	97.8	100.0	97.2	96.7	97.5	95.1	97.5	97.2
5400	The Streetly School	100.0	94.4	95.2	92.0	80.2	91.8	100.0	99.1	99.2	97.3	95.8	98.2	100.0	96.6	97.4	94.5	89.6	95.0
4002	Willenhall E-ACT Academy	100.0	100.0	100.0	100.0	100.0	85.7	100.0	100.0	100.0	100.0	96.3	100.0	100.0	100.0	100.0	100.0	97.4	91.7
335	Walsall LA Average	98.9	97.2	97.9	95.6	92.7	93.6	98.5	98.9	98.7	98.5	97.4	97.8	98.7	98.2	98.3	97.1	95.3	95.8
	National average	97.0	98.0	98.0	98.0	98.0	98.0	98.0	99.0	99.0	99.0	99.0	99.0	98.0	98.0	98.0	98.0	98.0	98.0

NB: the dash (-) has been used to fill cells that either had the grade % of 0 or no grade % at all.

Walsall Academy has no data for Religious Studies

Mirus Academy (formerly Frank F Harrison) has no data for Religious Studies Full Course

LA data taken from NCER EPAS

National data taken from statistical first release published by DfE

2007- 2012 Religious Studies (4610) GCSE Short Course

Taken from NCER EPAS - 2012 figures are based on the KS4 released datafeed as at 17.06.13

Number of Entries

DfE	School	Number of Entries																	
		Boys						Girls						All Pupils					
		2007	2008	2009	2010	2011	2012	2007	2008	2009	2010	2011	2012	2007	2008	2009	2010	2011	2012
5405	Aldridge School	108	100	22	-	10	10	94	98	10	-	3	4	202	198	32	-	13	14
4017	Alumwell Business and Enterprise College	-	-	-	-	2	38	-	-	-	-	1	29	-	-	-	-	3	67
5406	Barr Beacon Academy	87	49	87	104	114	72	100	67	107	78	71	52	187	116	194	182	185	124
4004	Blue Coat Academy	14	12	16	11	36	11	9	7	8	7	19	10	23	19	24	18	55	21
4057	Brownhills School	-	-	-	47	47	48	-	-	-	29	17	44	-	-	-	76	64	92
6907	Grace Academy (previously Darlaston)	16	6	11	-	-	-	5	10	1	-	-	-	21	16	12	-	-	-
4007	Joseph Leckie Academy	-	-	-	-	-	1	1	-	-	-	-	-	1	-	-	-	-	1
4106	Pool Hayes Community	-	-	-	-	75	82	-	-	-	-	83	82	-	-	-	-	158	164
5404	Queen Mary's Grammar	71	72	74	80	74	82	-	-	-	-	-	-	71	72	74	80	74	82
6906	Shelfield Community Academy	96	114	81	77	51	89	135	128	30	70	50	78	231	242	-	147	101	167
5402	Shire Oak Academy	120	83	93	85	38	32	101	82	83	72	28	33	221	165	176	157	66	65
4606	St Francis of Assisi R.C.	6	1	7	5	6	1	-	-	1	-	1	-	6	1	8	5	7	1
5401	St Thomas More R.C.	-	1	-	1	1	1	-	-	-	1	2	-	-	1	-	2	3	1
5400	The Streetly School	6	-	-	-	-	-	13	-	-	-	-	-	19	-	-	-	-	-
4001	The Mirus Academy (previously Frank F Harrison)	-	-	42	40	16	-	-	-	47	35	31	-	-	-	89	75	47	-
4002	Willenhall E-ACT Academy	1	1	-	-	1	16	-	2	-	-	-	9	1	3	-	-	1	25

N.B: the dash (-) has been used to fill cells that either had the grade % of 0 or no grade % at all.

Queen Mary's High has no data for GCSE Religious studies Short Course

Walsall Academy has no data for Religious Studies

LA data taken from NCER EPAS

National data taken from statistical first release published by DfE

2007 - 2012 Religious Studies (4610) GCSE Short Course

Percentage achieving A*-C

DfE	School	%A* - C																	
		Boys						Girls						All Pupils					
		2007	2008	2009	2010	2011	2012	2007	2008	2009	2010	2011	2012	2007	2008	2009	2010	2011	2012
5405	Aldridge School	52.8	49.0	4.5	-	-	0.0	64.9	61.2	-	-	-	50.0	58.4	55.1	3.1	-	-	14.3
4017	Alumwell Business and Enterprise College	-	-	-	-	-	5.3	-	-	-	-	-	17.2	-	-	-	-	-	10.4
5406	Barr Beacon Academy	17.2	53.1	54.0	45.2	45.6	34.7	30.0	67.2	78.5	75.6	52.1	55.8	24.1	61.2	67.5	58.2	48.1	43.5
4004	Blue Coat Academy	14.3	8.3	-	-	19.4	9.1	33.3	14.3	-	14.3	10.5	0.0	21.7	10.5	-	5.6	16.4	4.8
4057	Brownhills School	-	-	-	53.2	2.1	16.7	-	-	-	72.4	29.4	29.5	-	-	-	60.5	9.4	22.8
6907	Grace Academy (previously Darlaston)	56.3	33.3	63.6	28.8	-	-	80.0	-	36.7	43.9	-	-	61.9	12.5	58.3	35.8	-	-
4007	Joseph Leckie Academy	-	-	-	-	-	0.0	100.0	-	-	-	-	-	100.0	-	-	-	-	0.0
4106	Pool Hayes Community	-	-	-	-	20.0	31.7	-	-	-	-	45.8	40.2	-	-	-	-	33.5	36.0
5404	Queen Mary's Grammar	85.9	100.0	95.9	97.5	97.3	100.0	-	-	-	-	-	-	85.9	100.0	95.9	97.5	97.3	100.0
6906	Shelfield Community Academy	20.8	25.4	-	16.9	45.1	3.4	33.3	43.0	50.0	18.6	48.0	17.9	28.1	34.7	-	17.7	46.5	10.2
5402	Shire Oak Academy	51.7	19.3	31.2	24.7	2.6	0.0	64.4	39.0	42.2	43.1	-	24.2	57.5	29.1	36.4	33.1	1.5	12.3
4606	St Francis of Assisi R.C.	16.7	100.0	42.9	-	-	0.0	-	-	-	-	100.0	-	16.7	100.0	37.5	-	14.3	0.0
5401	St Thomas More R.C.	-	100.0	-	100.0	-	0.0	-	-	-	100.0	-	-	-	100.0	-	100.0	-	0.0
5400	The Streetly School	-	-	-	-	-	-	23.1	-	-	-	-	-	15.8	-	-	-	-	-
4001	The Mirus Academy (previously Frank F Harrison)	-	-	11.9	7.5	6.3	-	-	-	6.4	8.6	29.0	-	-	-	9.0	8.0	21.3	-
4002	Willenhall E-ACT Academy	-	-	-	-	-	68.8	-	-	-	-	-	66.7	-	-	-	-	-	68.0
335	Walsall LA Average	39.3	44.3	40.0	37.1	34.5	32.7	42.3	47.6	48.3	39.7	37.6	32.3	40.7	45.9	43.8	38.2	35.8	32.5
	National Average	No National data available												51.2	51.6	51.6	52.3	50.6	50.3

N.B: the dash (-) has been used to fill cells that either had the grade % of 0 or no grade % at all.

Queen Mary's High has no data for GCSE Religious studies Short Course

Walsall Academy has no data for Religious Studies

LA data taken from NCER EPAS

National data taken from statistical first release published by DfE

2006- 2012 Religious Studies (4610) GCSE Short Course

Percentage achieving A*-G

DfE	School	%A* - G																	
		Boys						Girls						All Pupils					
		2007	2008	2009	2010	2011	2012	2007	2008	2009	2010	2011	2012	2007	2008	2009	2010	2011	2012
5405	Aldridge School	98.1	99.0	81.8	-	50.0	60.0	100.0	99.0	80.0	-	33.3	100.0	99.0	99.0	81.3	-	46.2	71.4
4017	Alumwell Business and Enterprise College	-	-	-	-	100.0	76.3	-	-	-	-	100.0	79.3	-	-	-	-	100.0	77.6
5406	Barr Beacon Academy	88.5	100.0	100.0	98.1	92.1	94.4	95.0	98.5	100.0	100.0	91.5	98.1	92.0	99.1	100.0	98.9	91.9	96.0
4004	Blue Coat Academy	100.0	100.0	87.5	72.7	86.1	54.5	100.0	100.0	75.0	100.0	73.7	70.0	100.0	100.0	83.3	83.3	81.8	61.9
4057	Brownhills School	-	-	-	100.0	80.9	91.7	-	-	-	100.0	94.1	86.4	-	-	-	100.0	84.4	89.1
6907	Grace Academy (previously Darlaston)	100.0	66.7	100.0	80.3	-	-	100.0	80.0	100.0	91.2	-	-	100.0	75.0	100.0	85.4	-	-
4007	Joseph Leckie Academy	-	-	-	-	-	100.0	100.0	-	-	-	-	-	100.0	-	-	-	-	100.0
4106	Pool Hayes Community	-	-	-	-	88.0	91.5	-	-	-	-	88.0	97.6	-	-	-	-	88.0	94.5
5404	Queen Mary's Grammar	100.0	100.0	100.0	100.0	100.0	100.0	-	-	-	-	-	-	100.0	100.0	100.0	100.0	100.0	100.0
6906	Shelfield Community Academy	93.8	95.6	-	96.1	100.0	76.4	97.0	97.7	-	100.0	100.0	97.4	95.7	96.7	-	98.0	100.0	86.2
5402	Shire Oak Academy	95.0	85.5	93.5	91.8	60.5	37.5	100.0	95.1	100.0	100.0	78.6	90.9	97.3	90.3	96.6	95.5	68.2	64.6
4606	St Francis of Assisi R.C.	100.0	100.0	100.0	60.0	50.0	0.0	-	-	100.0	-	100.0	-	100.0	100.0	100.0	60.0	57.1	0.0
5401	St Thomas More R.C.	-	100.0	-	100.0	100.0	100.0	-	-	-	100.0	100.0	-	-	100.0	-	100.0	100.0	100.0
5400	The Streetly School	50.0	-	-	-	-	-	100.0	-	-	-	-	-	84.2	-	-	-	-	-
4001	The Mirus Academy (previously Frank F Harrison)	-	-	88.1	87.5	62.5	-	-	-	97.9	100.0	87.1	-	-	-	93.3	93.3	78.7	-
4002	Willenhall E-ACT Academy	100.0	100.0	-	-	100.0	100.0	-	100.0	-	-	-	100.0	100.0	100.0	-	-	100.0	100.0
335	Walsall LA Average	94.6	95.7	95.1	93.1	86.2	84.5	97.1	97.2	96.9	97.5	89.8	93.3	95.8	96.4	95.9	94.9	87.6	88.1
	National Average	No National data available												93.1	93.8	96.3	96.1	94.9	92.9

N.B: the dash (-) has been used to fill cells that either had the grade % of 0 or no grade % at all.

Queen Mary's High has no data for GCSE Religious studies Short Course

Walsall Academy has no data for Religious Studies

LA data taken from NCER EPAS

National data taken from statistical first release published by DfE

A Summary of the Walsall SACRE RE ACTION PLAN 2011/12

The Action Plan is the planning and delivery document for SACRE.

KEY PRIORITIES:

1. Support SACRE 5 year plan priorities.
2. Walsall SACRE Consultancy support from RE Today.
3. Monitoring of provision.
4. Curriculum development.

1. Over the 5 years from 2009-2014, SACRE has agreed these priorities: We will:

- plan for SACRE to meet the advanced criteria in the national SACRE self evaluation;
- find ways to monitor the delivery and quality of collective worship and report on the outcome of annual monitoring;
- promote RE as a field of study for older pupils, including GCSE RS and AS and A2;
- promote the use of a RE website for Walsall schools, for example using TheWell as a way to disseminate the Curriculum Plans for the Agreed Syllabus;
- undertake a Review of Walsall Agreed Syllabus in 2013-14

2. Walsall SACRE are supported through a consultancy with RE Today, to:

- run Primary and Secondary Network groups to assist RE subject leaders but also for any teacher of RE and for HLTAs (primary). These are ongoing, termly, and reach increasing numbers of teachers and TAs;
- plan and run day courses for primary teachers on RE and community cohesion, standards and high achievement through creative teaching and learning and spiritual, moral, social and cultural development (HMI priority) through RE. These have been very highly evaluated by delegates;
- support the delivery of the Walsall NQT programme;
- develop original, local resources for planning better RE to put freely on 'TheWell' – the learning platform online. These include:

Y1: Birth and New Life, Love and Partners

Y1: Cycles of the Year: Creation, Harvest, Giving Thanks

Y2: A World of Festivals

Y3: Holy Buildings and Sacred Space

Y4: Christian and Hindu Beliefs and Questions

Y4 Muslim Way of Life: Keeping 5 Pillars

**Y5 Finding Reasons to Care through Religious Stories -
Christianity**

Y6 Muslims and Christians, Who is Inspiring?

- plan a future programme of interactive visits to places of worship for RE teachers – Sikh, Muslim, Christian, Hindu. Local, resource generating, confidence building and enabling pupil follow up. 2013 will see this development.

3. Monitoring of provision

Dates for 'monitoring' the use of Walsall Agreed Syllabus are set and two visits per term are undertaken. SACRE intends to create RE self supported review (SSR) and will work on creating self evaluation tools for RE to cover:

- achievement;
- leadership and management;
- quality of teaching;
- curriculum.

4. Curriculum Development

- SACRE intends to form a curriculum working party of primary school subject leaders that will be able to detail cross curricular links (PHSE, Citizenship and MFL) and collect/collate examples of good practice that can be shared.
- SACRE will identify and support the development of a primary school as a 'RE centre of excellence'.
- SACRE combined the recent SMSCD RE training day with the planned launch event to disseminate the new schemes of work and share good practice.

APPENDIX C

Summary of activities since September 2010 (since the launch of the revised Agreed Syllabus):

As of September 2010 Walsall Children's Services agreed to provide up to 80 'person' hours of time and £5,000 (January - January) a year to support Walsall SACRE. The funding has been used to broker the services of RE Today through their adviser Mr Lat Blaylock. Since September 2011 the Walsall Children's Services team has increased in size and includes dedicated administrative support.

January 2010:

- Earl Richards became the lead adviser to SACRE on behalf of Walsall Children's Services. It was agreed that the LA would provide £5,000 and up to 80 hours of support a year.
- The revised Agreed Syllabus was approved by Cabinet.
- SACRE Action Plan revised.
- Contract brokered with RE Today to deliver up to 15 days support a year at £525 a day.

February 2010:

- The revised Agreed Syllabus was launched.

March 2010:

- SACRE reviewed its monitoring procedures (questionnaires and 10% monitoring of schools).
- Spirituality in the 21st Century conference held.

May 2010:

- Following recommendations from review (held in March) questionnaires sent to all Walsall schools (13 responses received).

July 2010:

- Little Bloxwich CE, Phoenix EBD Primary visited by SACRE members as part of monitoring procedures with resulting reports produced. Joseph Leckie Community Technology College and Queen Mary's High were also visited.

October 2010:

- Subject leader training:
 - Primary: 13 October – Fiona Moss, 25 January 2011 – Lat Blaylock, 6 April 2011 – Lat Blaylock.
 - Secondary: 9 December – Lat Blaylock, 30 March – Lat Blaylock, 22 June 2011 – Lat Blaylock.

November 2010:

- Course programme began with: Respect through RE – Led by Lat Blaylock.

September 2011:

- SACRE Action Plan revised

- Rena Saggi (Curriculum Manager), Sandy Moran (Teaching and Learning adviser) and Jayne Hoey (Administration) from Walsall Children's Services-Serco provided additional support for Walsall SACRE.

October 2011:

- Sandy Moran produced audit tool for schools supporting Spiritual, Moral, Social, Cultural (SMSC) and contacted schools to trial the resource as part of monitoring procedures.

February 2012:

- Sandy presented SMSC training to an audience comprising of 80% (30 in total) Head teachers with the intention of again recalibrating the importance of SMSC in terms of the new inspection framework as a whole school issue. Following the training one primary school approached Sandy to complete a more thorough review of SMSC in their school.
- WCS team produced a draft RE newsletter.
- Subject leader training: 10.10.11, 23.02.12, 19.06.12 (Primary)
- RE today produced 7 units of work to support Teaching and Learning and complimented the Walsall Agreed Syllabus.

May 2012:

- Sandwell and Walsall SACRE's: Respect for all conference for 100 pupils and 20 teachers.

Conclusions:

SACRE has increasingly worked as an activist body, to consider and commission services for schools that improve RE, via its consultancy with ER and RE Today. Although we continue to seek wider engagement with better RE in Walsall, we are pleased to have supported many schools and teachers in their RE work. At a time when the national picture for RE and SACREs is uncertain, Walsall SACRE has increased its capacity to defend and promote quality in RE.

The current national picture, in which many schools are taking Academy status, and in which the DfE has stated there will be no change in the law about RE, is on many schools find hard to follow. SACRE offers its support services to all LA schools, and more widely to academies in the area as appropriate.

Despite considerable effort from SACRE, there has been less engagement with schools over the last academic year (September 2011- September 2012). At present it is not clear if this is specific to Walsall or more widespread. Walsall CS teams original hypothesis, that the introduction of the new OFSTED inspection framework with more emphasis on SMSC, would raise the profile of RE and Walsall SACRE has yet to materialise.

The Walsall CS team are concentrating on producing a RE newsletter to rejuvenate interest at the same time as planning an event to publicise the units of work produced by RE today which will compliment the Agreed Syllabus.