

# Walsall Children's Services Corporate Parenting Board Quarter 3



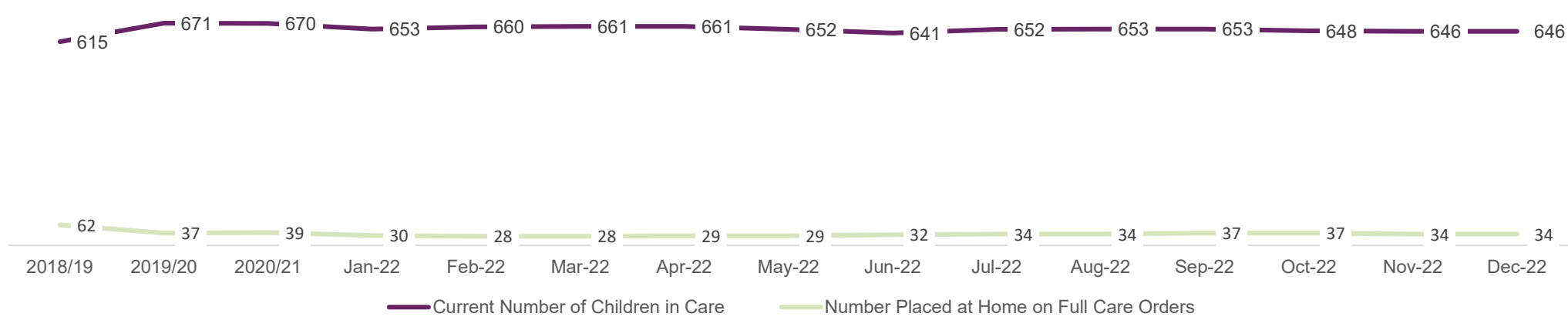
Walsall Council

**PROUD** OF OUR **PAST** OUR **PRESENT** AND FOR OUR **FUTURE**

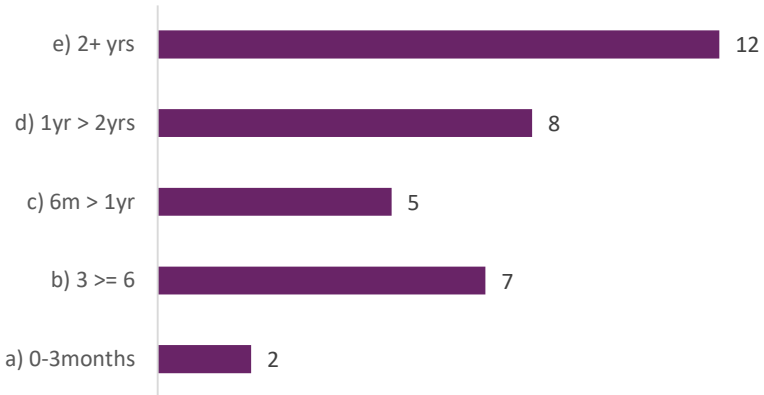
Current Children in Care (CiC) Profile



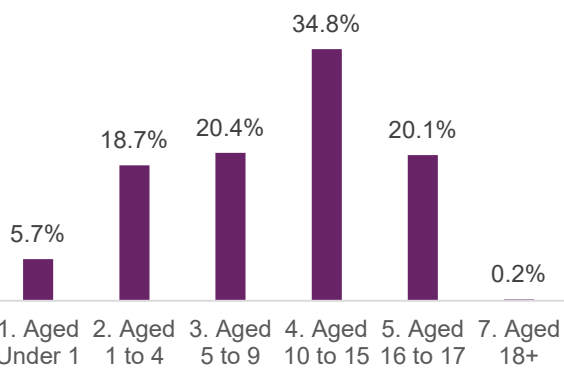
Number of Children in Care in Walsall (12 Month Rolling)



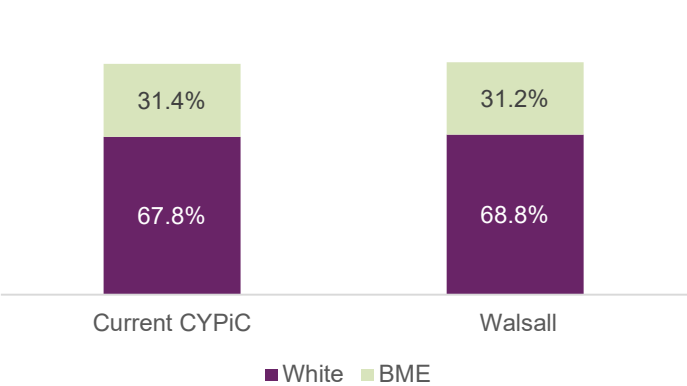
Length of Time placed at home on full care orders



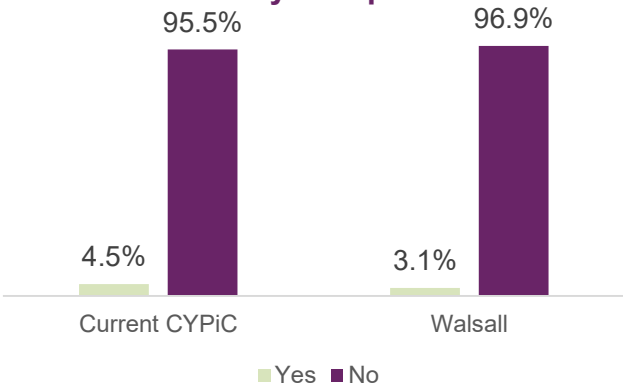
% of current CiC by age



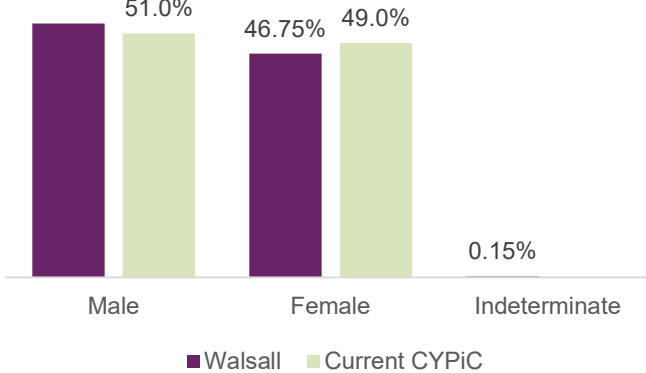
Ethnicity Comparison



Disability Comparison



Gender Comparison

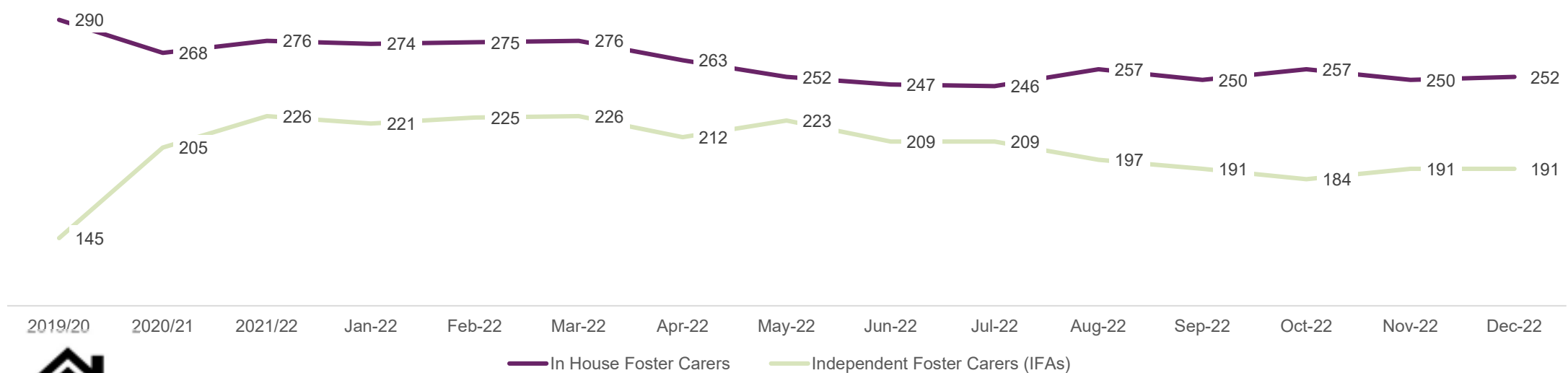


Commentary

Demographic data has been taken from the 2020 mid-year population estimates. A slightly lower proportion of Children in Care are from BME backgrounds compared to the Walsall Child and Young Person population (0-17s). A slightly higher percentage of Children in Care have a disability (4.5%), compared to the overall 0-17 population (4.3%). A slightly lower percentage of Children in Care are male (51.0%) compared to the overall 0-17 population of Walsall (52.4%).

The current Children in Care population has continued to decrease slightly from 661 at the end of 2021/22 to 646 at the end of Q3 of the current year (2022/23). The current rate of 95 per 10,000 remains below that of our statistical neighbours but is still higher than the 2020/21 England and West Midlands averages. We currently have 34 children placed at home on full care order, this is a slight decrease from 37 at the end of Q2. 20 of the 34 have been placed at home for over a year. Work is continuing with the courts to revoke care orders for children who are placed at home where appropriate.

Breakdown of Foster Placements (12 Month Rolling)



The number of CiC placed with in house foster carers and IFA's has increased but remains fairly stable.



% CiC placed 20 mile+ from home, outside of LA boundary

103

16.5%

2021/22 Walsall = 14.0%  
2020/21 Walsall = 12.0%  
2021/22 West Midlands = 15.0%  
2021/22 Stat Neighbours = 16.0%  
2021/22 England = 16.0%

% CiC 3 or more placements in a year

58

9.0%

2021/22 Walsall = 7.0%  
2020/21 Walsall = 7.0%  
2021/22 West Midlands = 9.0%  
2021/22 Stat Neighbours = 8.1%  
2021/22 England = 10.0%

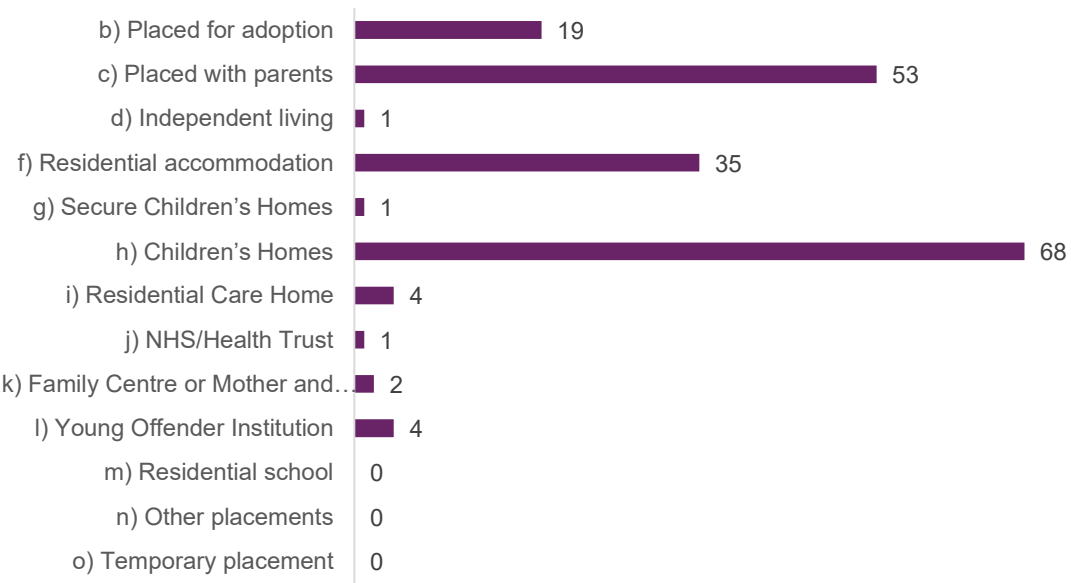
% of CiC in same placement for over 2 years if CLA for over 2.5 years

203

70.5%

2021/22 Walsall = 69.0%  
2020/21 Walsall = 68.0%  
2021/22 West Midlands = 71.0%  
2021/22 Stat Neighbours = 72.3%  
2021/22 England = 71.0%

Current CiC by Placement Type (non-fostered)



Commentary

Trends for children placed with in house foster carers have remained stable during the third quarter of 2022/23. Currently Walsall has 252 children placed with in house foster carers, lower than the out-turn for 2021-22. Walsall has 191 children placed with independent fostering agencies.

16.5% of Walsall's CiC are placed 20 plus miles from their home address this is an increase on the 2020-21 out-turn. 9.0% of the CiC population have had 3 or more placements within a year. This is also higher than the 2020-21 out-turn. The percentage of CiC in the same placement for over 2 years if CiC for over 2.5 years (70.5%) is slightly lower than regional and statistical neighbour averages for 2020/21.

Statutory Visits and Reviews



% Visits undertaken to timescale

Where a statutory visit has been undertaken to timescale in accordance with the childs plan.

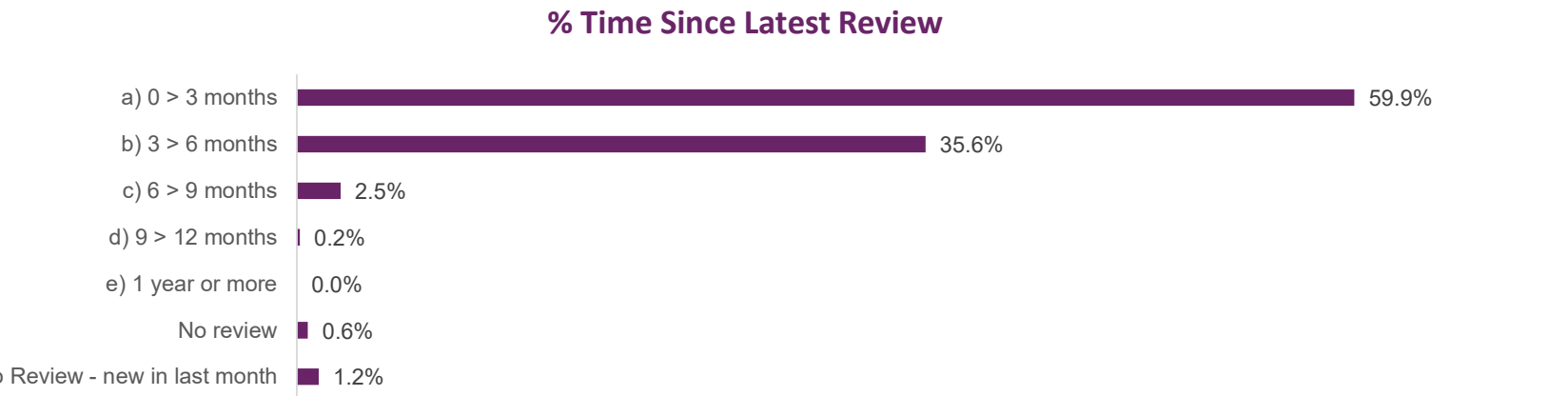
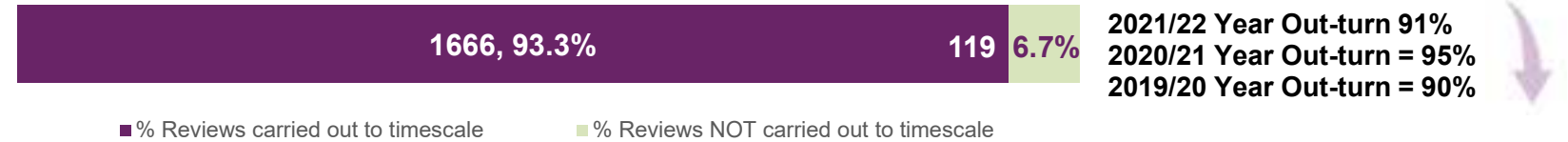
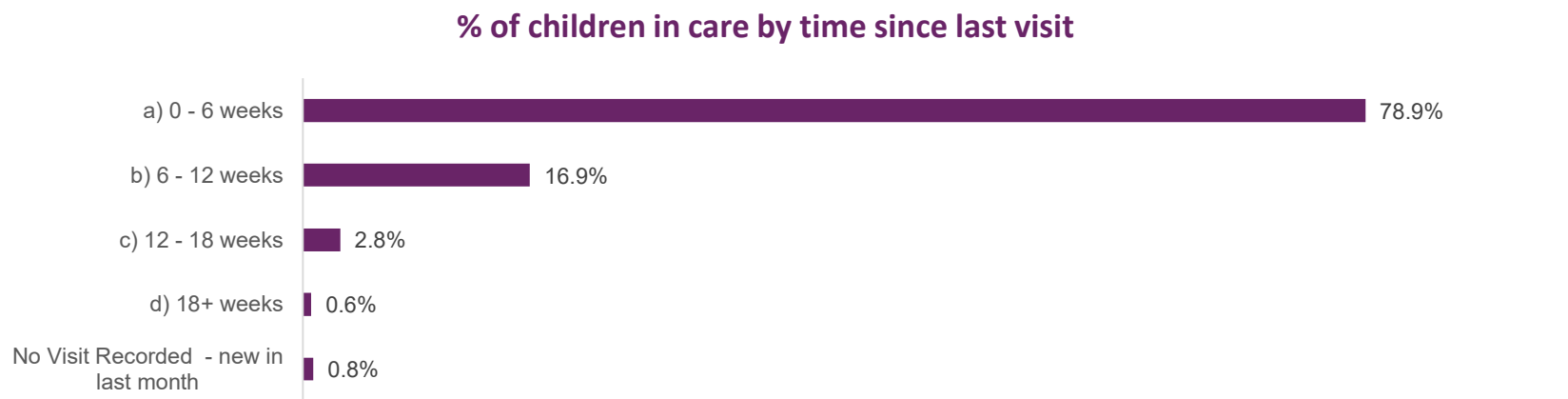
Time Since Last Visit Undertaken	Number	%
a) 0 - 6 weeks	510	78.9%
b) 6 - 12 weeks	109	16.9%
c) 12 - 18 weeks	18	2.8%
d) 18+ weeks	4	0.6%
No Visit Recorded - new in last month	5	0.8%
Total	646	100.0%



Reviews carried out within timescale (12month Rolling)

Where reviews for children looked after are carried out within timescale

Time Since Latest Review	Number	%
a) 0 > 3 months	387	59.9%
b) 3 > 6 months	230	35.6%
c) 6 > 9 months	16	2.5%
d) 9 > 12 months	1	0.2%
e) 1 year or more	0	0.0%
No review	4	0.6%
No Review - new in last month	8	1.2%
Total	646	100.0%

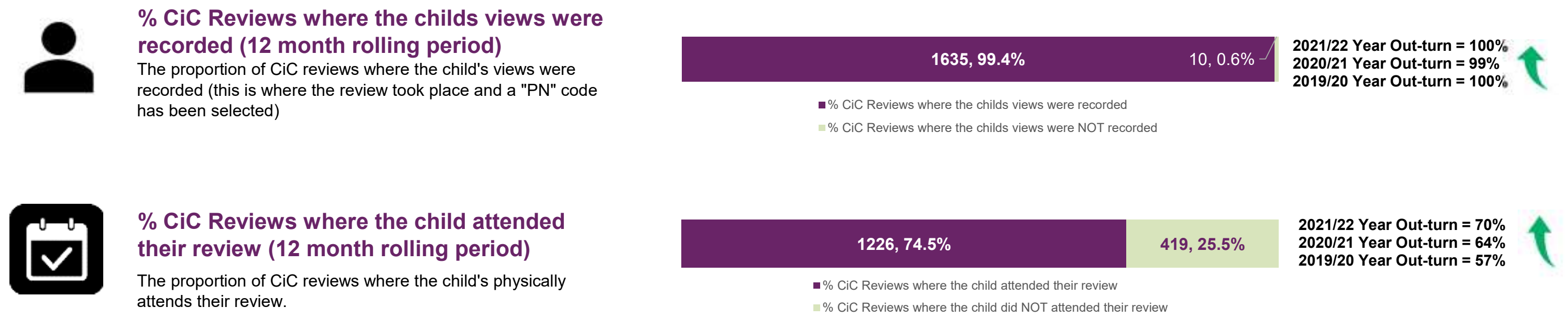


Commentary

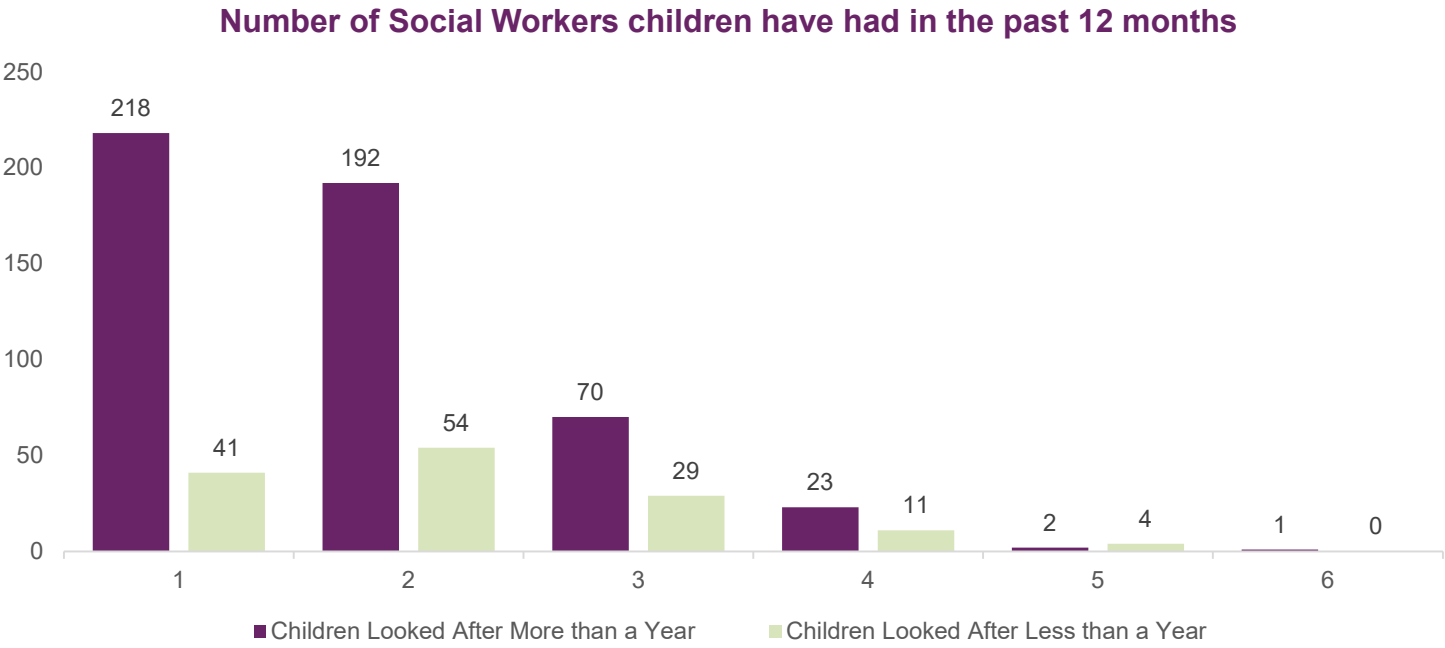
The proportion of CiC where a statutory visit has been undertaken to timescale in accordance with the child’s plan is 88.4% with 78.9% seen within 6 weeks of the previous visit or coming in care. There were 5 CiC with no visits recorded as 31st Dec 2022, these children would have entered into care during the month.

93.3% of reviews have been undertaken within timescales. 96.6% of current Children in Care have had a review within the last 6 months. 1.2% (8) children currently have no review because they were new into care during the last month, however, this review will have been completed on time and will be in the process of being recorded (IROs have 20 working days from the date of review to write their reports).

Views of the child



Type of Participation at Review (12 month rolling period)	Number	%
PN0 - child under 4 at time of review	419	N/A
PN1 - child attends and speaks for themselves	724	59.1%
PN2 - child attends and an advocate speaks for them	36	2.9%
PN3 - child attends and conveys their views non-verbally	13	1.1%
PN4 - child attends; does not speak for themselves / convey their views	38	3.1%
PN5 - child does not attend but asks advocate to speak for them	115	9.4%
PN6 - child does not attend but conveys their feelings to the conference	239	19.5%
PN7 - child does not attend nor conveys their view to the conference	23	1.9%
PN8 - where IRO visits/talks to the child to obtain their views for the meet	28	2.3%
Total Reviews	1645	
No Participation Code Reported	10	0.8%



Commentary

The child's views were recorded at 99.5% of CiC reviews. This is similar to the out-turns for the previous three years, this remains very positive performance.

69.5% of children attended their review in the previous 12 months. This is a increase compared with previous years and has been supported and enabled through the increased use of technology.

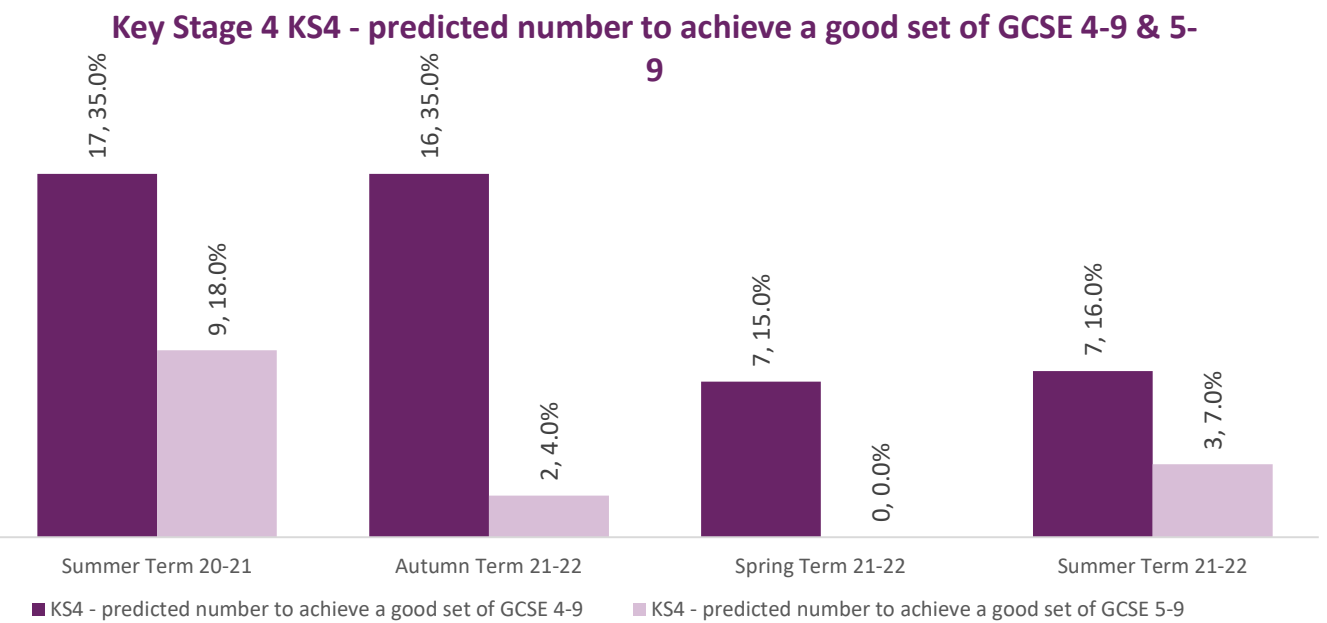
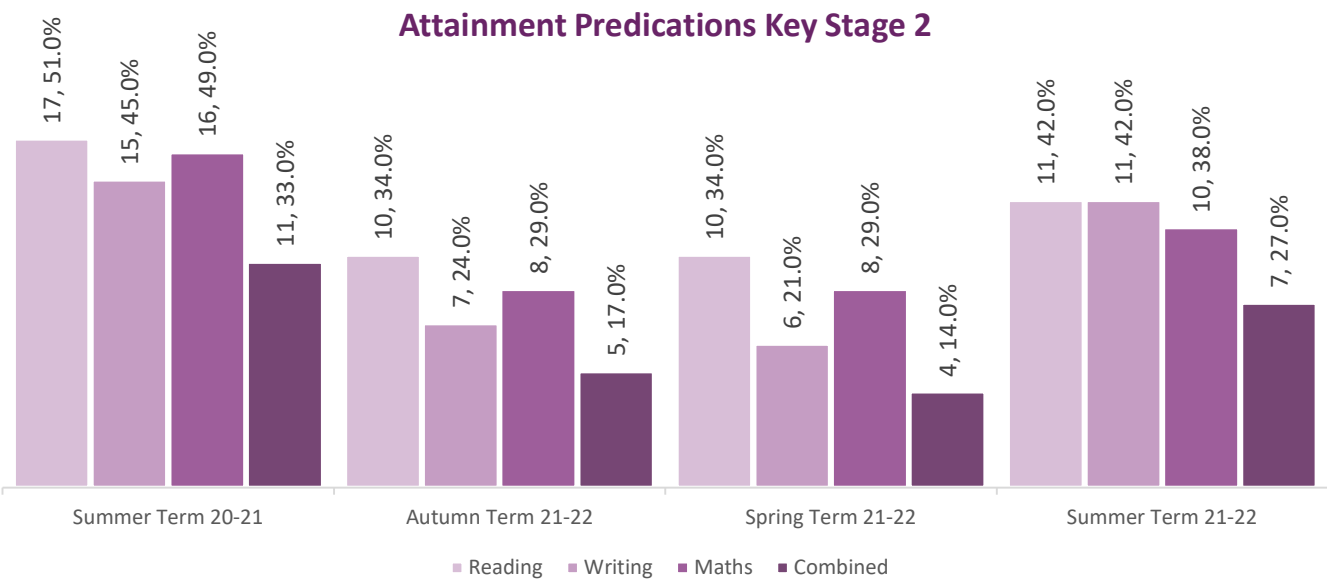
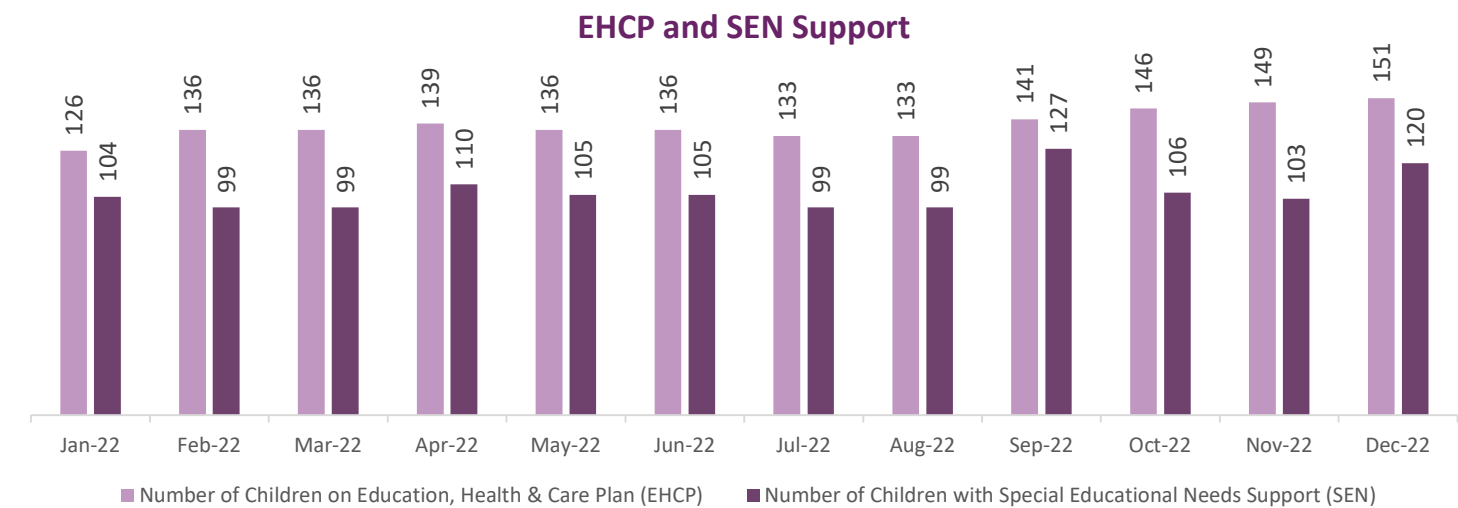
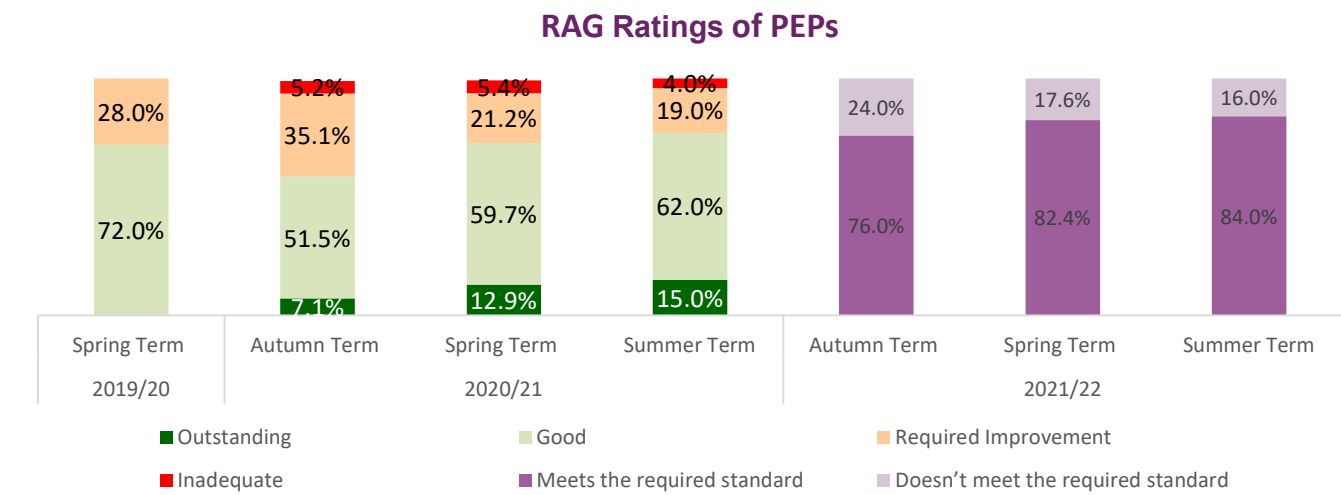
The number of children experiencing a change of social worker has decreased slightly compared to the previous quarter. The number of CiC for more than 1 year who have remained with the same social worker for the past 12 months is 218. This has decreased slightly from 223 at the end of the previous quarter.

Education



RAG Ratings of PEPS

The quality assurance process changed in 2021/22 from being rated inadequate, requires improvement, good and outstanding, to meets the required and standard and doesn't meet required standard this enables us to distinguish between very good and very poor PEPs'.



Commentary

**Please Note** - The quality assurance process for the rating of completed PEPs has changed from a "RAG" system to "Meets the required standard" and "Doesnt meet the required standard"

KS2 -The percentage of children predicted to achieve the expected level of attainment for KS2 combined in reading, writing and maths in spring 2021-22 was 27% which is a significant Increase compared to spring 2021-22 (14%), but is slight lower than the same period last year (33%)

KS4 -The percentage of children predicted to achieve a good set of GCSE (4-9) reported in summer 2021-22 was 16% which is a decrease compared to summer 2020-21 (35%). The percentage of children predicted to achieve a good set of GCSE (5-9) reported in Summer 2021-22 is 7% which is a significant decrease compared to summer 2020-21 (18%).

The number of children with an EHCP has been remained stable throughout the year but has seen a increases month on month since September and is at curently at 151, compared with 126 in January 2022.

The number of children with SEN support has decreased from 127 in September 2022 to 120 in December 2022. September 2022 (127) was the highest month in the year.

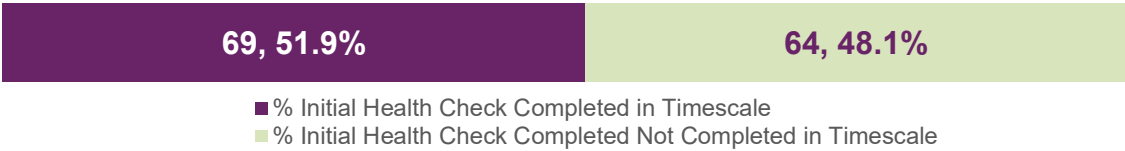


Health and Well-being



% Initial Health Check Completed in Timescale

Assessments in timescale of CiC admission for those in care for 28 days or more (12 month rolling figure)

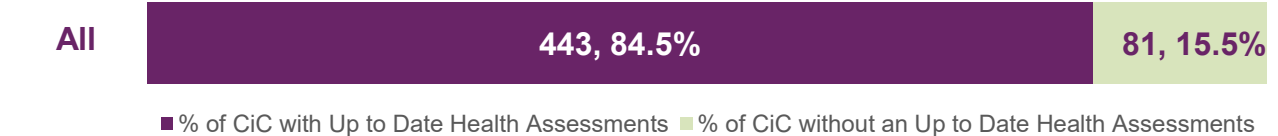


2021/22 Year Out-turn = 78%  
2020/21 Year Out-turn = 75%  
2019/20 Year Out-turn = 49%



% of CiC with Up to Date Health Assessments

Where the child is over 5 and has been in care for over a year

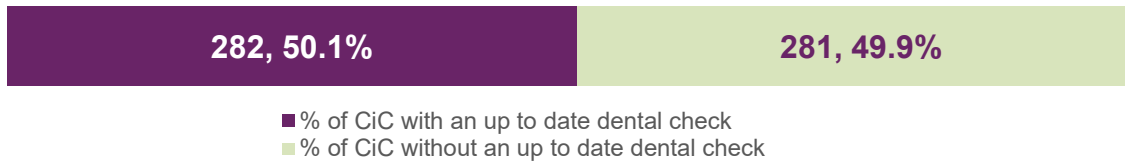


2021/22 Walsall = 91%  
2020/21 Walsall = 85%  
2021/22 West Midlands = 86%  
2021/22 Stat Neighbours = 94%  
2021/22 England = 89%



% of CiC with an up to date dental check

Where the child is over 5 and has been in care for over a year



2021/22 Walsall = 88%  
2020/21 Walsall = 43%  
2021/22 West Midlands = 64%  
2021/22 Stat Neighbours = 76%  
2021/22 England = 70%

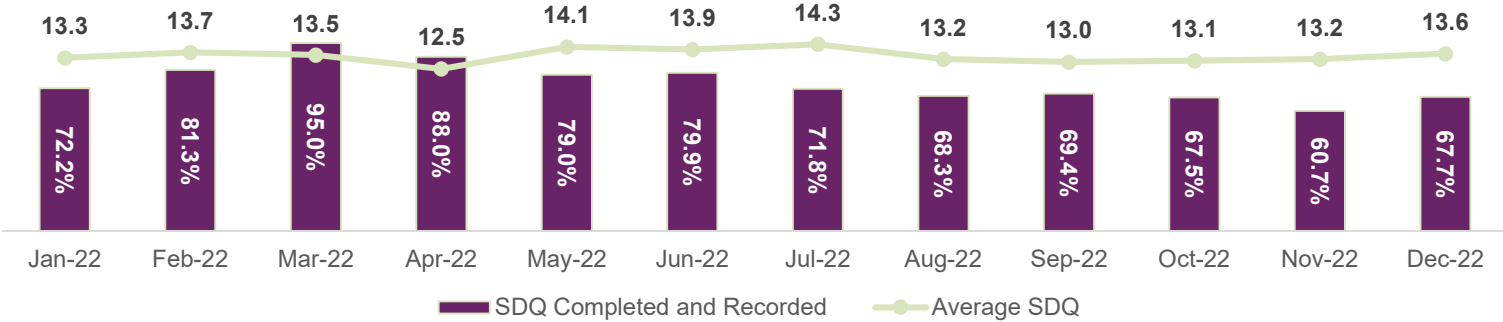


Strength and Difficulties Questionnaire (SDQ)

The Strengths and Difficulties Questionnaire should be completed for every child looked after for at least 12 months and aged 5 to 16 years-old.

Average SDQ Score				
13.6				
Breakdown				
Score	Considered	Number	% of those eligible for SDQ	% against all Children
Score 0 - 13	Normal	217	53%	34.9%
Score 14 - 16	Borderline	51	12%	8.2%
Score 17 - 40	Cause for Concern	142	35%	22.9%

Number of children looked after for at least 12 months aged 5 to 16 with an SDQ score (Rolling 12 months)

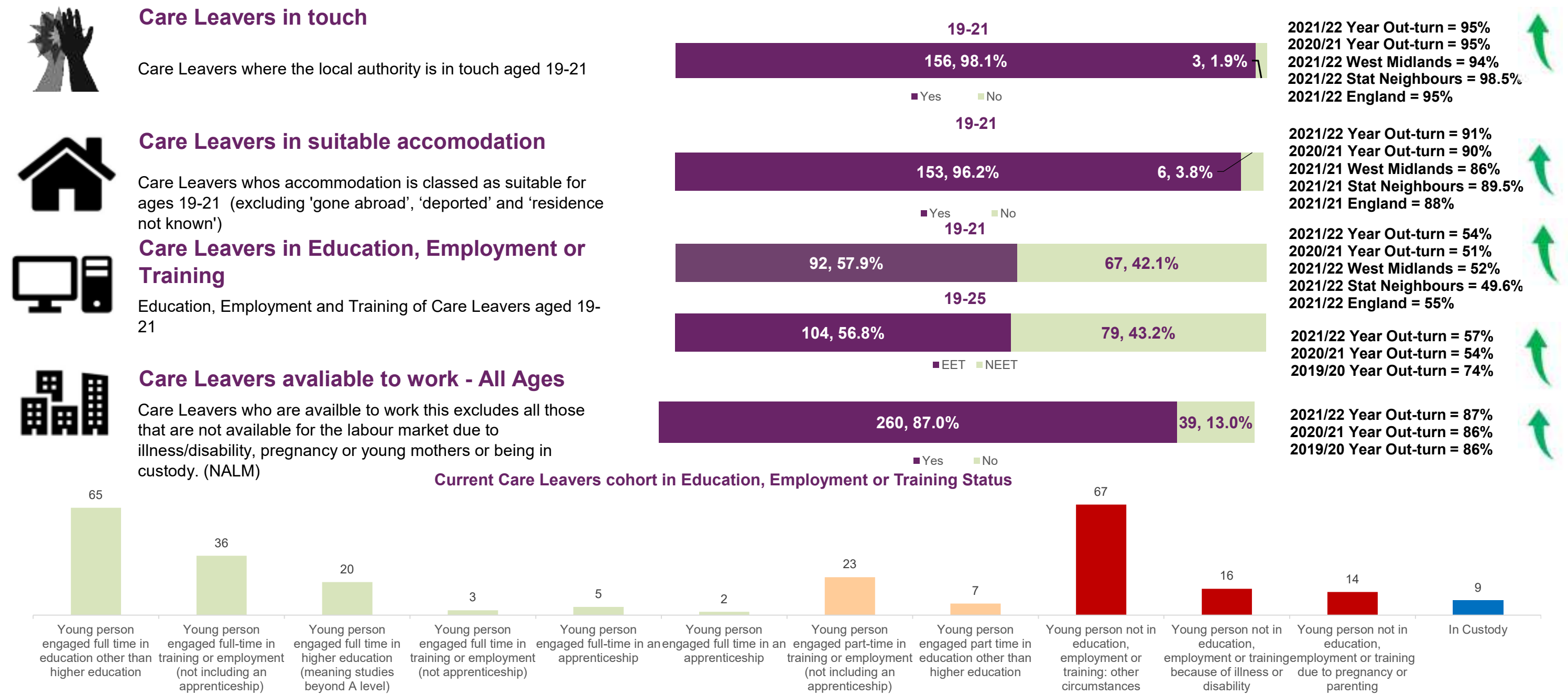


Commentary

Performance shows a slight increase in the number of children in care have up to date health checks just under 84.5%, compared to 82.1% at the end of quarter 2. There has been a decrease in the percentage of children whose initial health checks are done on time 51.9% currently compared to 63.7% at the end of Q2 2021/22. Social Care and Health colleagues continue to work closely together to ensure that processes for notifying health when a child enters care are robust and the finalisation of health assessments is timely. The Dental checks indicator is an indicator that increases month on month, so you should see significant impact quarter upon quarter, for example Q2 was 27.0% this has now increased to 50.1%.

The proportion of SDQ's completed and recorded has decreased significantly from March (95%) compared to 67.7% Dec 2022. The average SDQ score is currently 13.6. This remains relatively consistent. 142 children currently have an SDQ score that suggests there may be a cause for concern in their emotional and mental well-being based on the answers they gave to the questionnaire.

Care Leavers



Current Care Leavers cohort in Education, Employment or Training Status

Category	Count
Young person engaged full time in education other than higher education	65
Young person engaged full-time in training or employment (not including an apprenticeship)	36
Young person engaged full time in higher education (meaning studies beyond A level)	20
Young person engaged full time in training or employment (not apprenticeship)	3
Young person engaged full-time in an apprenticeship	5
Young person engaged full time in an apprenticeship	2
Young person engaged part-time in training or employment (not including an apprenticeship)	23
Young person engaged part time in education other than higher education	7
Young person not in education, employment or training: other circumstances	67
Young person not in education, employment or training because of illness or disability	16
Young person not in education, employment or training due to pregnancy or parenting	14
In Custody	9

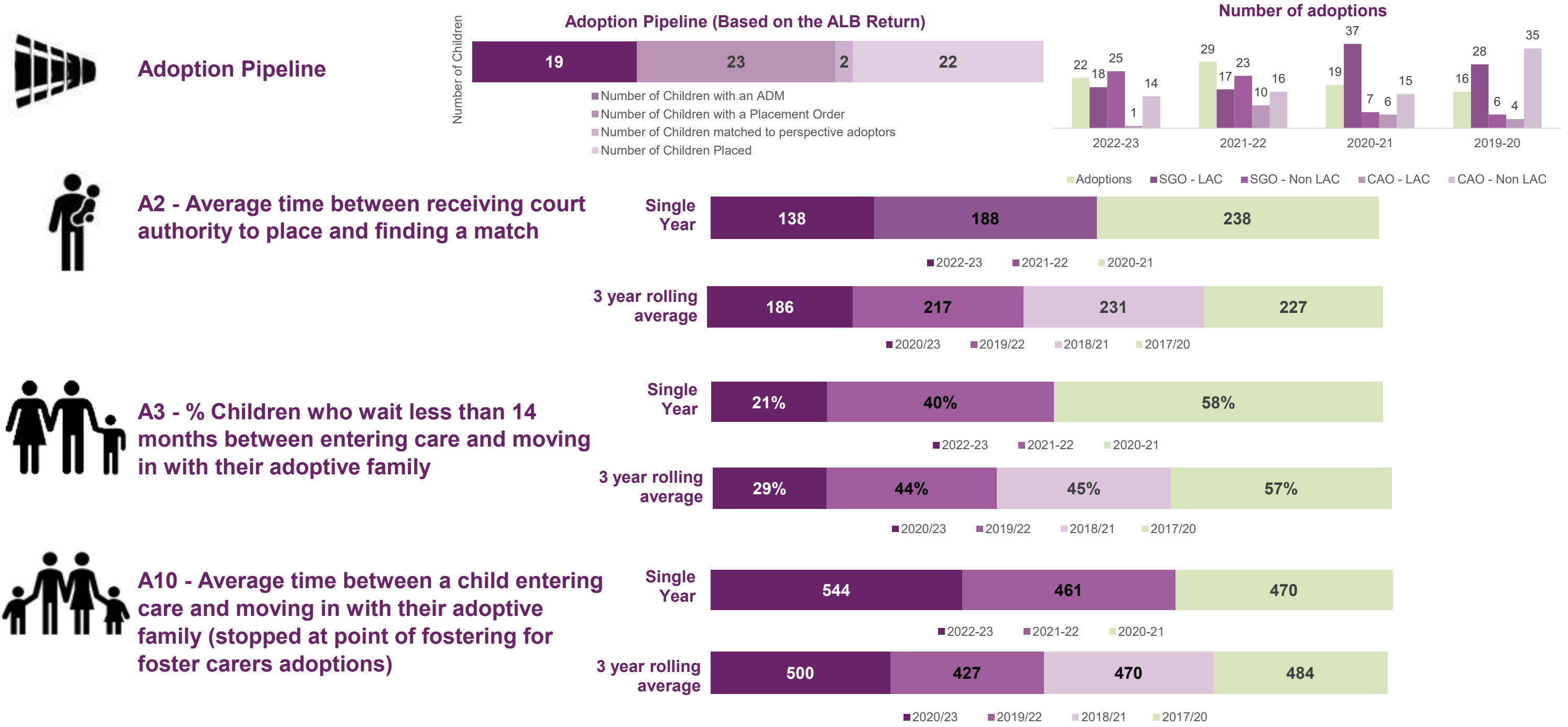
Commentary

The percentage of 19-21 year old care leavers in education, employment or training at the end of quarter 3 of 2022-23 was 57.9%. This has increased compared to 2021-22 out turn of 54%. The 19-25 cohort is similar to last years out turn, with 56.8% care leavers in Education, Employment or Training compared with the 57% 2021/22 outturn.

87.0% of care leavers are available to work - excluding those not available for the labour market (NALM) due to illness, disability, pregnancy or being a young mother or because they are in custody. 9 of Walsall's care leavers are currently in custody. The number of of care leavers in suitable accommodation remains high with 96.2%



Adoption and Permanency



Commentary

There were 29 adoptions during 2021/22 this based on the latest ALB data. In 2022/23 so far 22 were children were adopted.

So far during the current year, children had a currently waiting less time than in 2021/22 between receiving court authority to place and finding a match - this was 138 days compared to 188 days in 2021/22. 21% of Children wait less than 14 months between entering care and moving in with their adoptive family. Between April 2022 and Dec 2022, 43 Children have ceased to be looked after due to special guardianship orders (18 - LAC and 25 - Non LAC) and 15 due to child arrangement orders (1 - LAC and 14 - Non LAC).