

Walsall Children's Services Corporate Parenting Board February 2021 Quarter 3

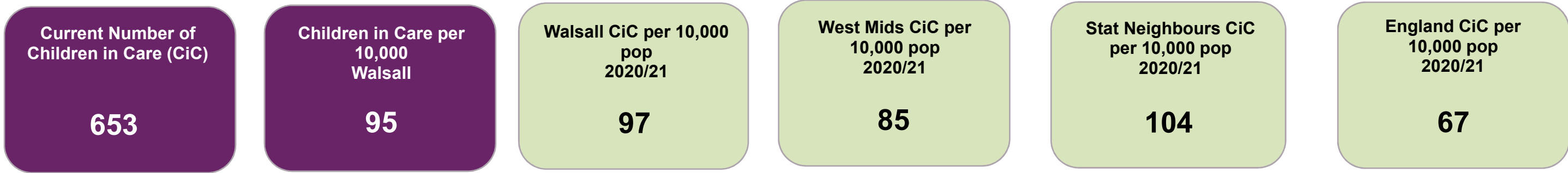
**Please Note: 2020-21 benchmarking data has now been added
where applicable.**



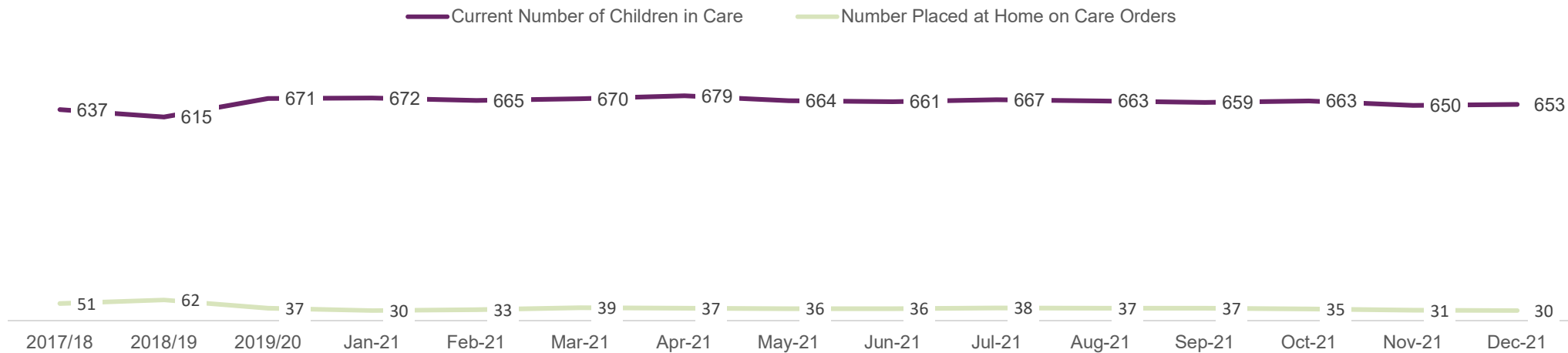
Walsall Council

PROUD OF OUR PAST OUR PRESENT AND FOR OUR FUTURE

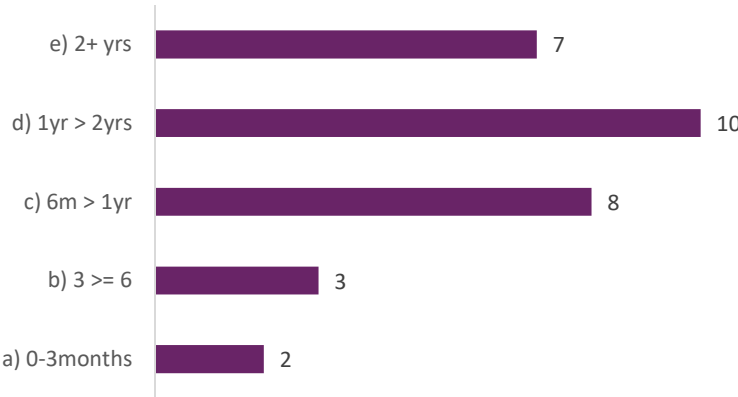
Current Children in Care (CiC) Profile



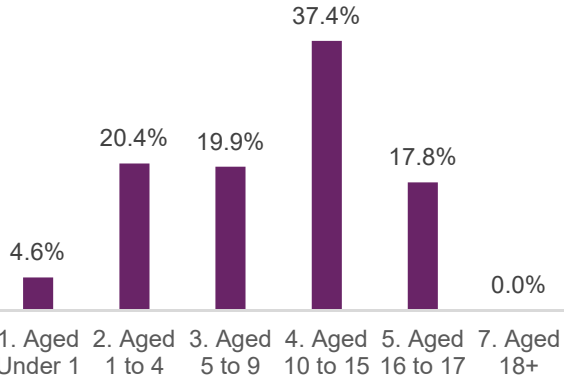
Number of Children in Care in Walsall (12 Month Rolling)



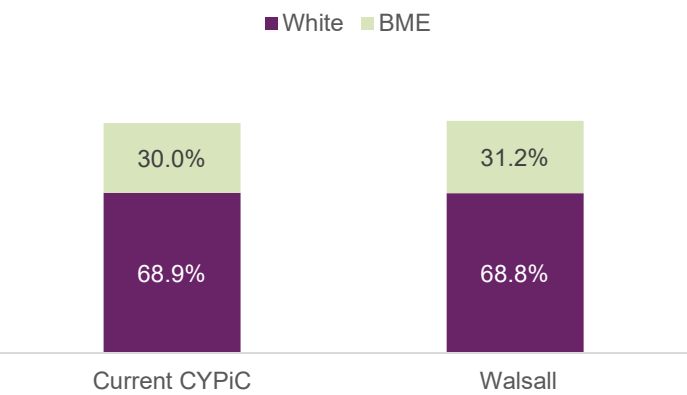
Length of Time placed at home on full care orders



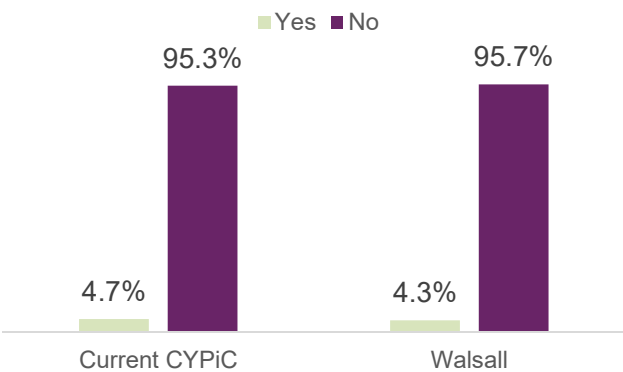
% of current CiC by age



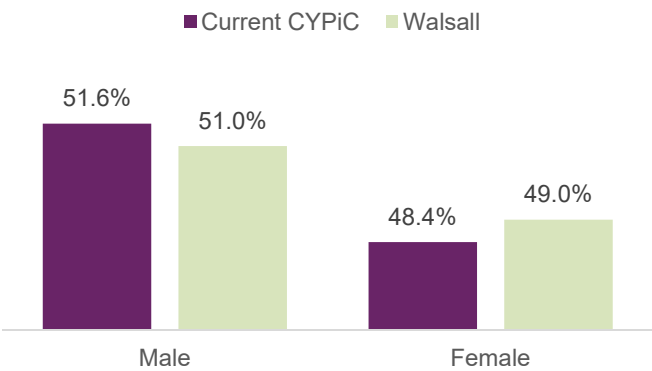
Ethnicity Comparison



Disability Comparison



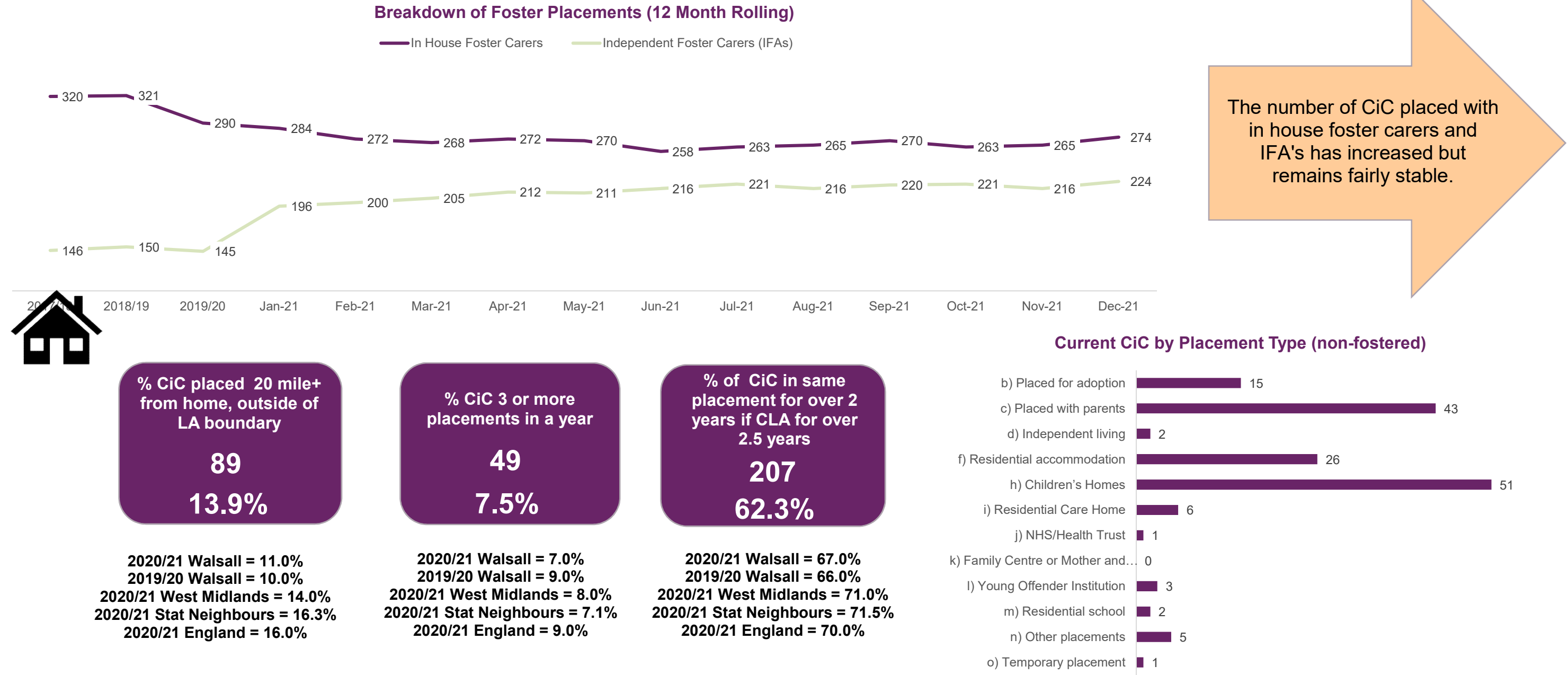
Gender Comparison



Commentary

Demographic data has been taken from the 2020 mid-year population estimates. A slightly lower proportion of Children in Care are from BME backgrounds compared to the Walsall Child and Young Person population (0-17s). A slightly higher percentage of Children in Care have a disability (5.2%), compared to the overall 0-17 population (4.3%). A slightly higher percentage of Children in Care are male (51.4%) compared to the overall 0-17 population of Walsall (51.0%).

The current Children in Care population has continued to decrease slightly from 670 at the end of 2020/21 to 653 at the end of Q3 of the current year (2021/22). The current rate of 95 per 10,000 remains below that of our statistical neighbours but is still higher than the 2019/20 England and West Midlands averages. We currently have 30 children placed at home on full care order, this is a decrease from 37 at the end of Q2. 17 of the 30 have been placed at home for over a year. Work is continuing with the courts to revoke care orders for children who are placed at home where appropriate.



Statutory Visits and Reviews



% Visits undertaken to timescale

Where a statutory visit has been undertaken to timescale in accordance with the childs plan.

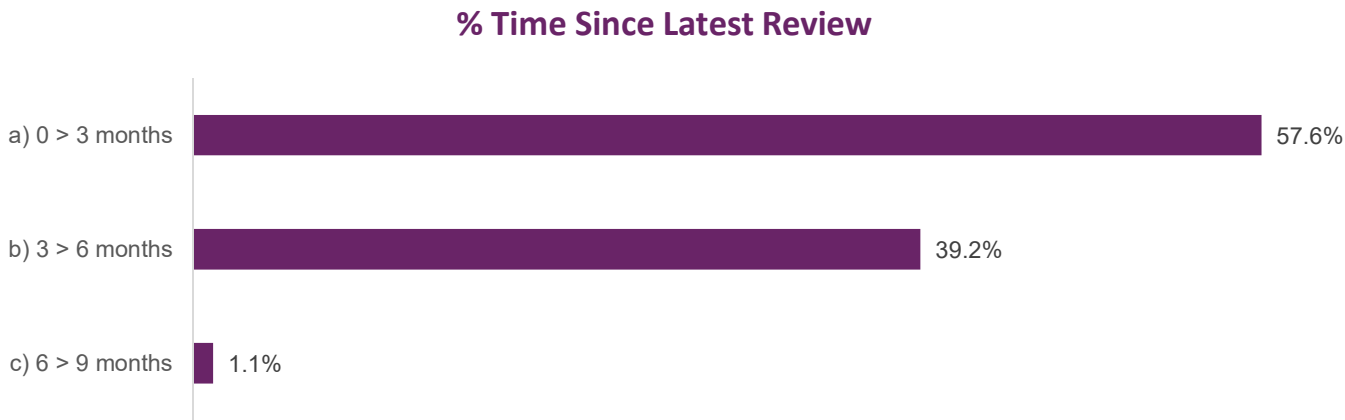
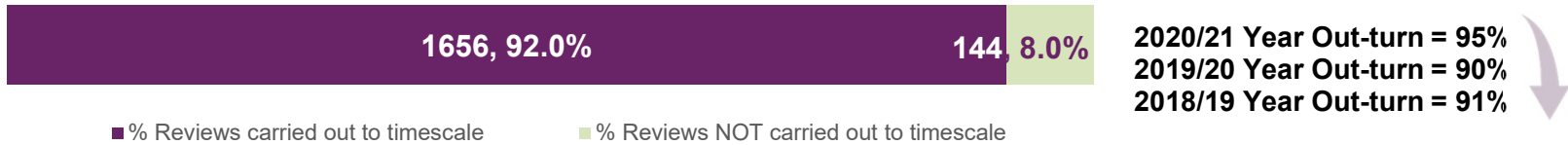
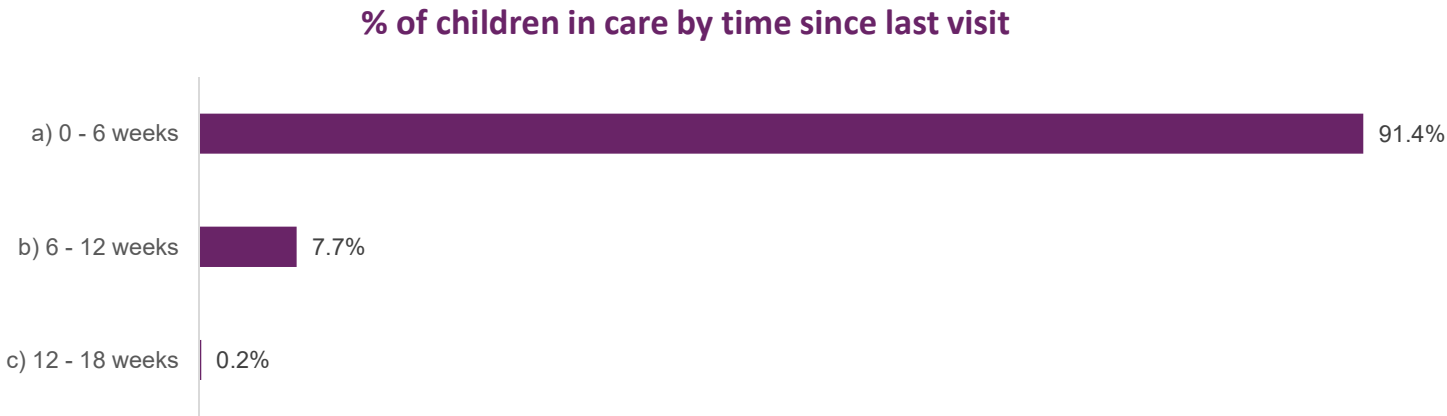
Time Since Last Visit Undertaken	Number	%
a) 0 - 6 weeks	597	91.4%
b) 6 - 12 weeks	50	7.7%
c) 12 - 18 weeks	1	0.2%
d) 18+ weeks	1	0.2%
No Visit Recorded - new in last month	4	0.6%
Total	653	100.0%



Reviews carried out within timescale (12month Rolling)

Where reviews for children looked after are carried out within timescale

Time Since Latest Review	Number	%
a) 0 > 3 months	376	57.6%
b) 3 > 6 months	256	39.2%
c) 6 > 9 months	7	1.1%
d) 9 > 12 months	0	0.0%
e) 1 year or more	0	0.0%
No review	1	0.2%
No Review - new in last month	13	2.0%
Total	653	100.0%



Commentary

The proportion of CiC where a statutory visit has been undertaken to timescale in accordance with the child’s plan is 90.2% with 91.4% seen within 6 weeks of the previous visit or coming in care. There were 4 CiC with no visits recorded at 31th December 2021, these are new children who have entered into care during the month.

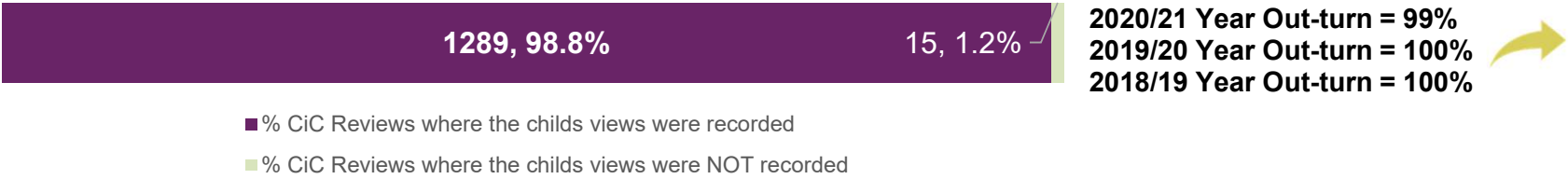
92.0% of reviews have been undertaken within timescales. This is good performance. 96.8% of current Children in Care have had a review within the last 6 months. 1.1% (7) children currently have overdue reviews, however, a proportion of these reviews will have been completed on time and will be in the process of being recorded (IROs have 20 working days from the date of review to write their reports).

Views of the child



% CiC Reviews where the childs views were recorded (12 month rolling period)

The proportion of CiC reviews where the child's views were recorded (this is where the review took place and a "PN" code has been selected)



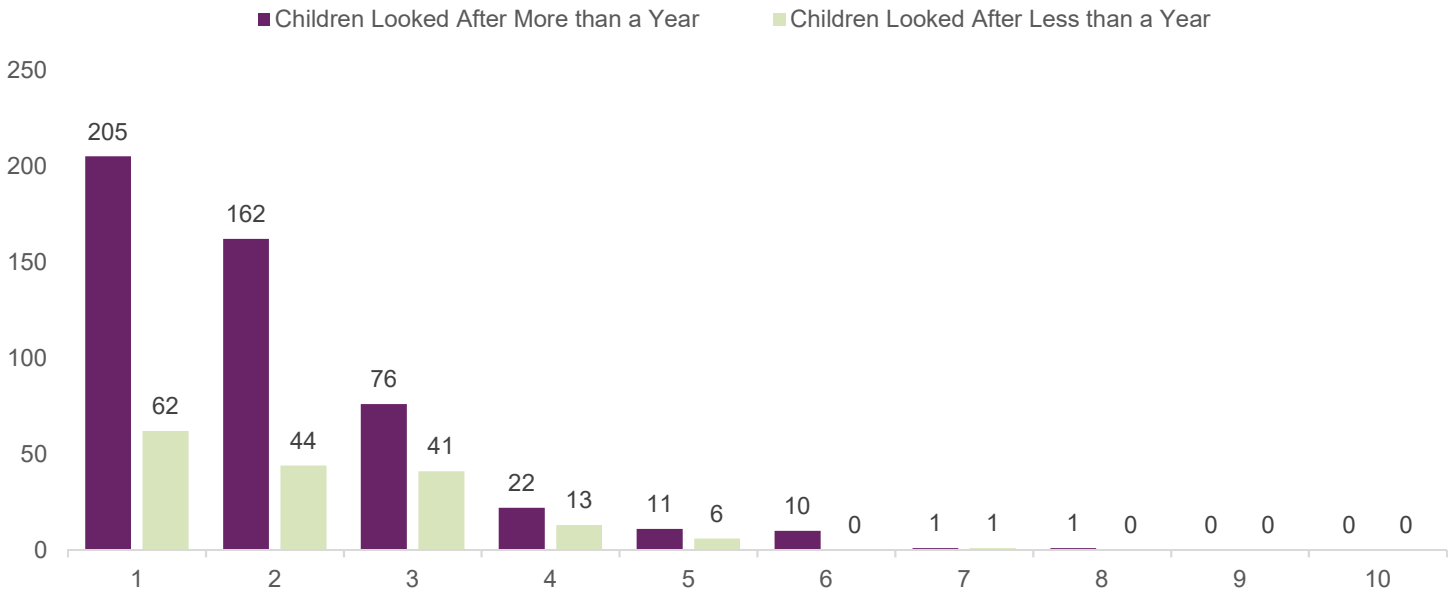
% CiC Reviews where the child attended their review (12 month rolling period)

The proportion of CiC reviews where the child's physically attends their review.



Type of Participation at Review (12 month rolling period)	Number	%
PN0 - child under 4 at time of review	428	N/A
PN1 - child attends and speaks for themselves	826	64.2%
PN2 - child attends and an advocate speaks for them	32	2.5%
PN3 - child attends and conveys their views non-verbally	14	1.1%
PN4 - child attends; does not speak for themselves / convey their views	28	2.2%
PN5 - child does not attend but asks advocate to speak for them	74	5.7%
PN6 - child does not attend but conveys their feelings to the conference	267	20.7%
PN7 - child does not attend nor conveys their view to the conference	25	1.9%
Total Reviews	1715	
No Participation Code Reported	22	1.7%

Number of Social Workers children have had in the past 12 months



Commentary

The child's views were recorded at 98.4% of CiC reviews. This is slightly lower than the out-turns for the previous three years, but remains very positive performance.

69.9% of children attended their review in the previous 12 months. This is a significant increase compared with previous years and has been supported and enabled through the increased use of technology.

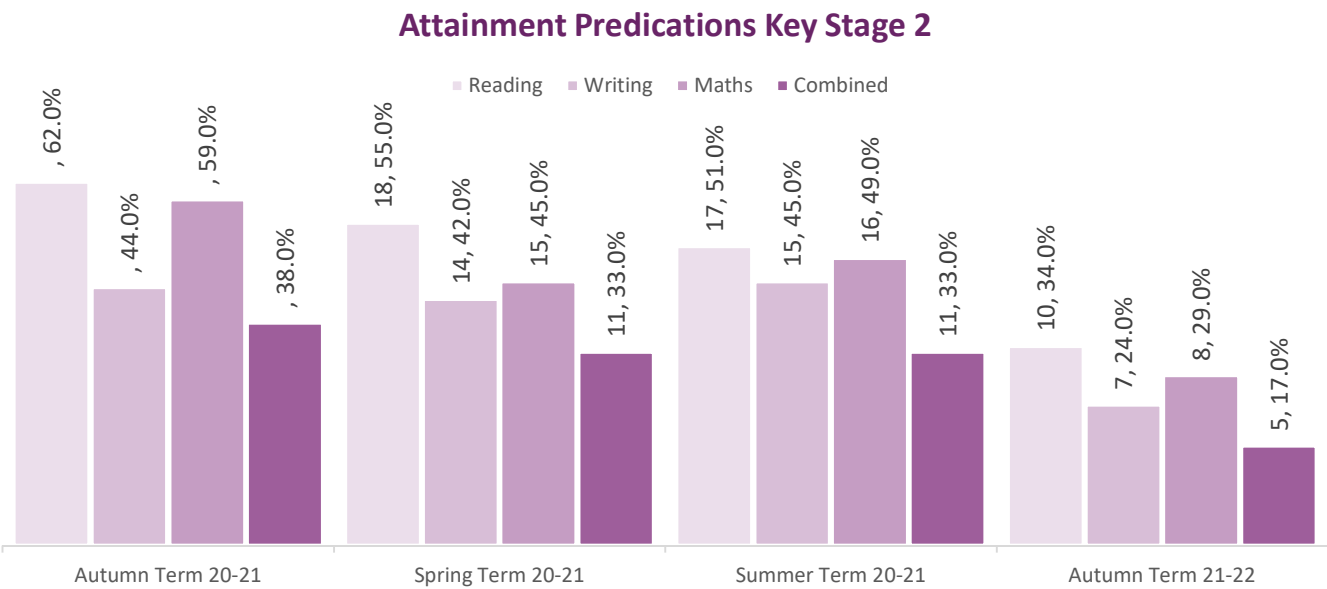
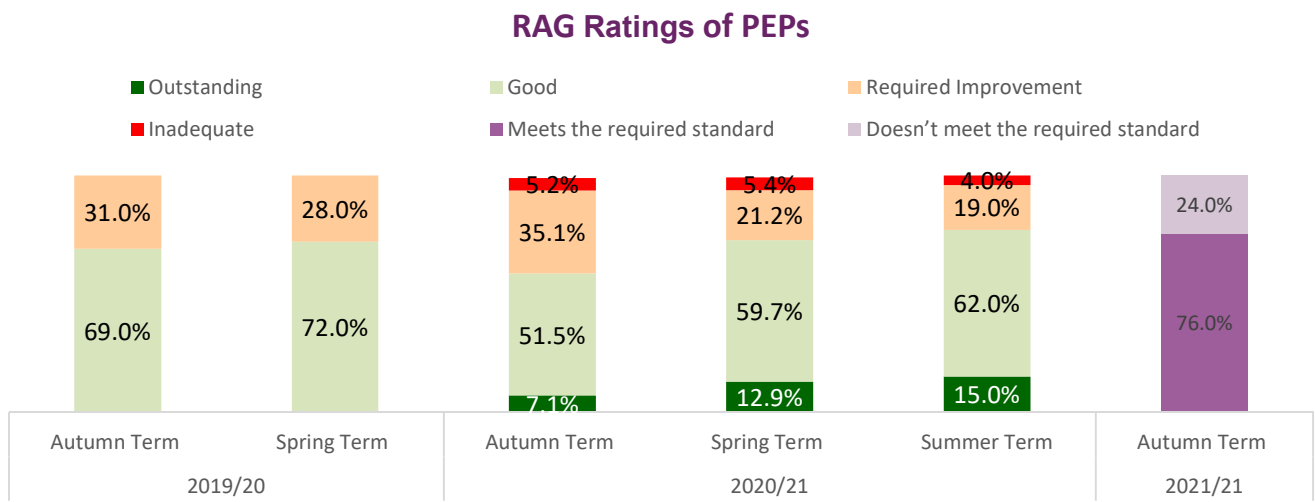
It is positive that the number of children experiencing a change of social worker has decreased slightly compared to the previous quarter. The number of CiC for more than 1 year who have remained with the same social worker for the past 12 months is 205. This has increased slightly from 226 at the end of the previous quarter.

Education

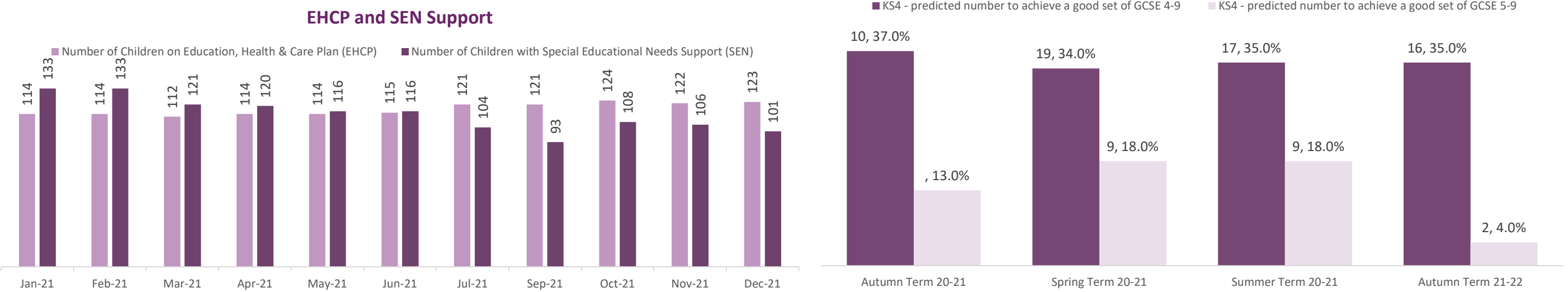


RAG Ratings of PEPs

The quality assurance process changed in 2020/21 from PEPs being rated good and requires improvement to being rated inadequate, requires improvement, good and outstanding, this enables u to distinguish between very good and very poor PEPs’.



Key Stage 4 KS4 - predicted number to achieve a good set of GCSE 4-9 & 5-9



Commentary

Please Note - The quality assurance process for the rating of completed PEPs has changed from a "RAG" system to "Meets the required standard" and "Doesnt meet the required standard"

KS2 -The percentage of children predicted to achieve the expected level of attainment for KS2 combined in reading, writing and maths in autumn 2021-22 was 17% which is a significant decrease compared to autumn 2020-21 (38%).

KS4 -The percentage of children predicted to achieve a good set of GCSE (4-9) reported in autumn 2021-22 was 35% which is a decrease compared to autumn 2020-21 (37%). The percentage of children predicted to achieve a good set of GCSE (5-9) reported in autumn 2021-22 is 4% which is a significant decrease compared to autumn 2020-21 (13%).

The number of children with an EHCP has remained static between July 2021 and September 2021 at 121, compared with September 2020 this has increased from 116. October has seen the number of children on an EHCP increase to 124 which is slightly higher when compared with October 20 (117). November saw a decrease in the number to 122 with December increasing again slightly to 123 which is higher compared with December 2020 (123).

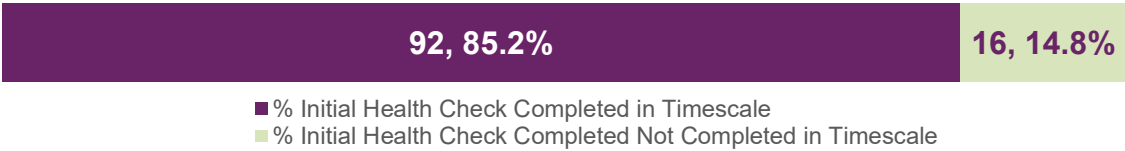
The number of children with SEN support has increased from 104 in July 2021 to 110 in September 2021, compared with September 2020 (116) this is slightly lower. October has seen the number of children with SEN support decrease to 108 which is significantly lower when compared with October 20 (118). November and December 2021 have followed the same decreasing trend with December having 101 children with SEN support which is less compared with December 2020 (118).

Health and Well-being



% Initial Health Check Completed in Timescale

Assessments in timescale of CiC admission for those in care for 28 days or more

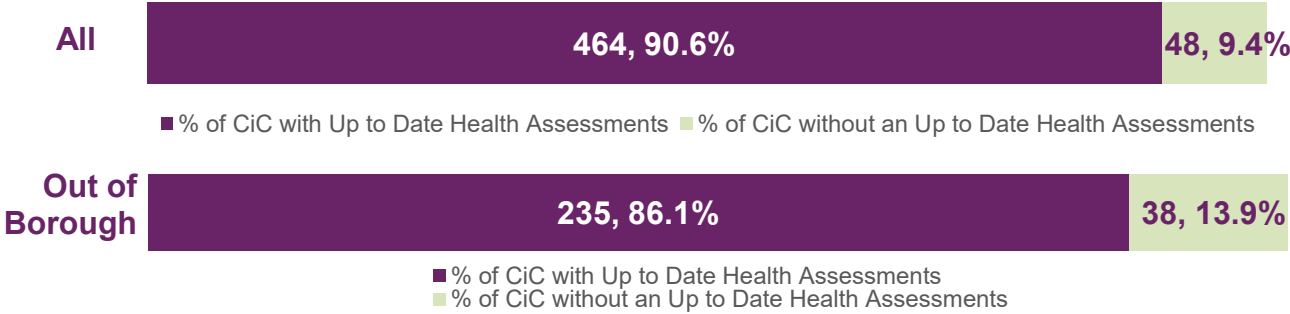


2020/21 Year Out-turn = 75%
2019/20 Year Out-turn = 49%
2018/19 Year Out-turn = 75%



% of CiC with Up to Date Health Assessments

Where the child is over 5 and has been in care for over a year

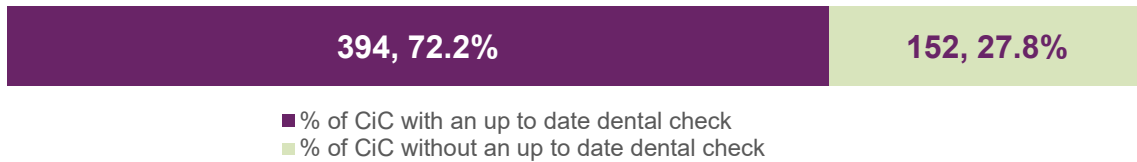


2020/21 Walsall = 85%
2019/20 Walsall = 80%
2019/20 West Midlands = 87%
2019/20 Stat Neighbours = 90%
2019/20 England = 90%



% of CiC with an up to date dental check

Where the child is over 5 and has been in care for over a year



2020/21 Walsall = 43.0%
2020/21 Walsall = 92%
2020/21 West Midlands = 33%
2020/21 Stat Neighbours = 33%
2020/21 England = 40%



Strength and Difficulties Questionnaire (SDQ)

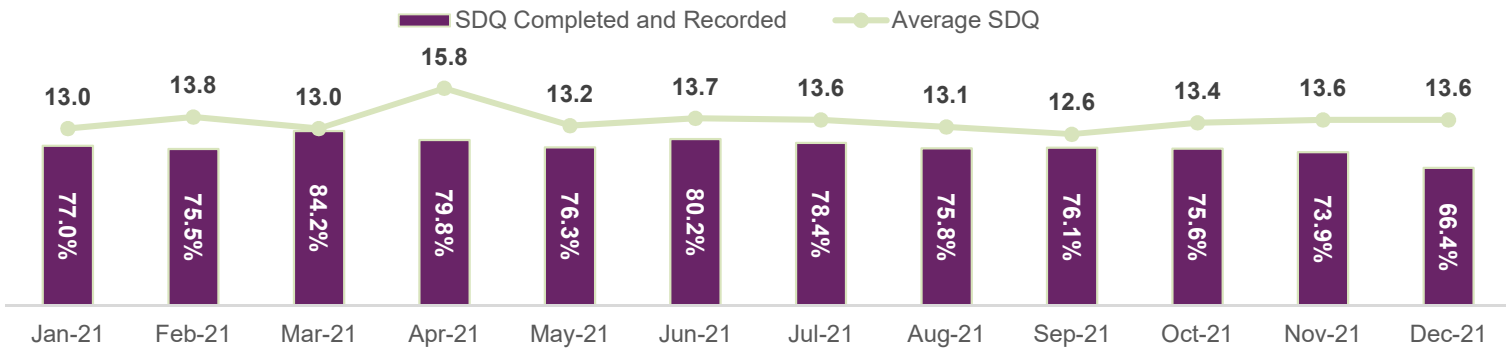
The Strengths and Difficulties Questionnaire should be completed for every child looked after for at least 12 months and aged 5 to 16 years-old.

Average SDQ Score
13.6

Breakdown

		Number	% of those eligible for SDQ	% against all Children
Score 0 - 13	Considered Normal	210	52%	33.4%
Score 14 - 16	Borderline	49	12%	7.8%
Score 17 - 40	Cause for Concern	145	36%	23.1%

Number of children looked after for at least 12 months aged 5 to 16 with an SDQ score (Rolling 12 months)



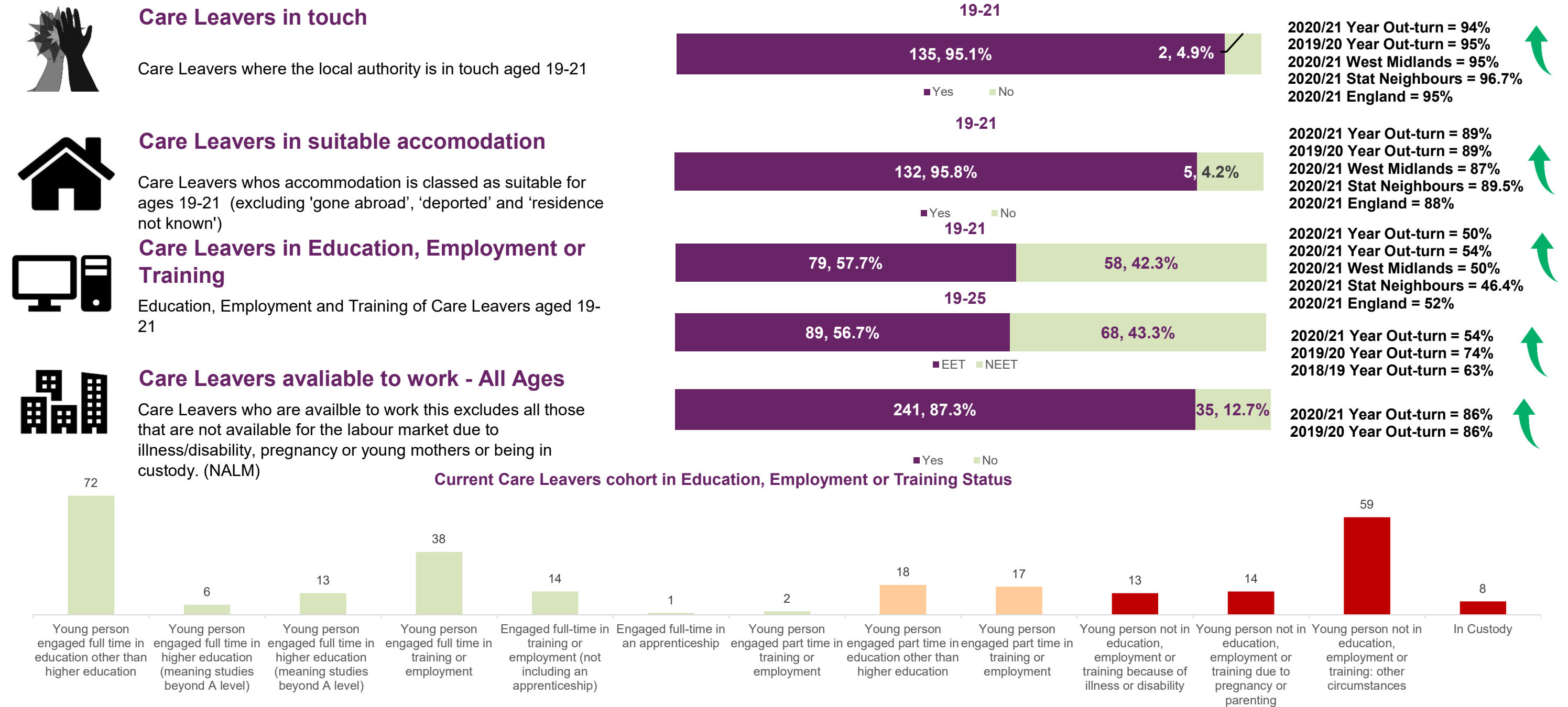
Commentary

Performance shows that the vast majority of children in care have up to date health checks. There has been a positive increase in the percentage of children whose initial health checks are done on time 85.2% currently compared to 69.9% at the end of Q2. Social Care and Health colleagues continue to work closely together to ensure that processes for notifying health when a child enters care are robust and the finalisation of health assessments is timely.

Similarly a high and climbing proportion of children have up to date dental checks. This is a significant improvement on 2020-21 and indicates that the backlog in dental checks as a result of Covid is being cleared.

The proportion of SDQ's completed and recorded has decreased slightly to 66.4%, compared to 76.1% at the the end of quarter 2. The average SDQ score is currently 13.6. This has increased since the previous quarter but a Lower number is better. 145 children currently have an SDQ score that suggests there may be a cause for concern in their emotional and mental well-being based on the answers they gave to the questionnaire.

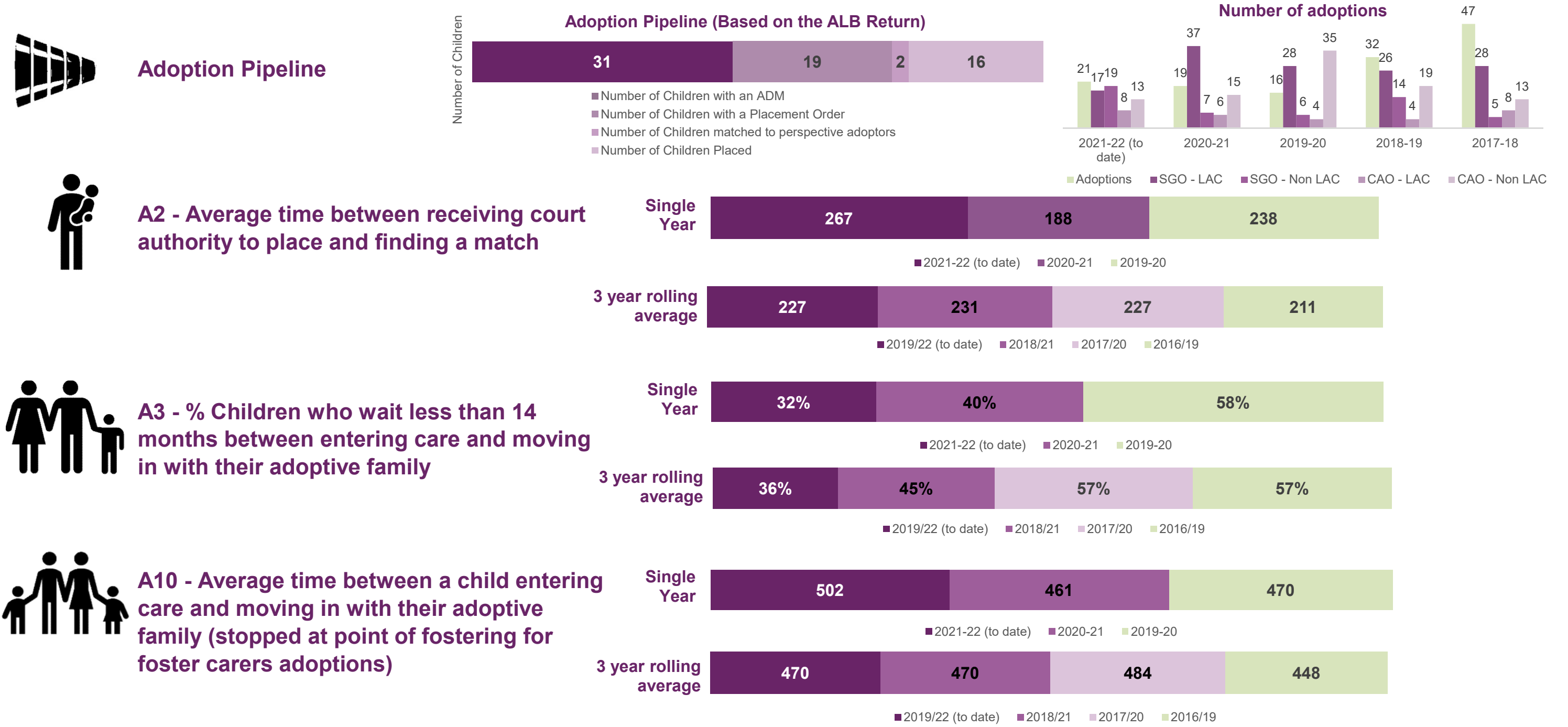
Care Leavers



Commentary

The percentage of care leavers in education, employment or training for the second quarter of 2020-21 was 57.7%. This has increased compared to 52.1% at the end of quarter 2. The 19-25 cohort has also seen an increase during quarter 3, with 56.7% care leavers in Education, Employment or Training compared with 52.2% at the end of Q2.

87.3% of care leavers are available to work - excluding those not available for the labour market (NALM) due to illness, disability, pregnancy or being a young mother or because they are in custody. 8 of Walsall's care leavers are currently in custody, an decrease of 2 since the end of Q2. The number of of care leavers in suitable accomodation remains high - of the five 19-21 year olds that are not in suitable accomodation, all 5 are in custody.



Commentary

There were 21 adoptions during the first three quarters of 2021/22, based on the latest ALB data. In 2020/21, 19 were children were adopted. This was an 19% increase compared to 16 during 2019/20.

So far during the current year, children had a longer wait than in 2020/21 between receiving court authority to place and finding a match - this was 267 days compared to 188 days in 2020/21. 32% of Children wait less than 14 months between entering care and moving in with their adoptive family. Between April and December 2021, 36 Children have ceased to be looked after due to special guardianship orders (17 - LAC and 19 - Non LAC) and 21 due to child arrangement orders (8 - LAC and 13 - Non LAC).