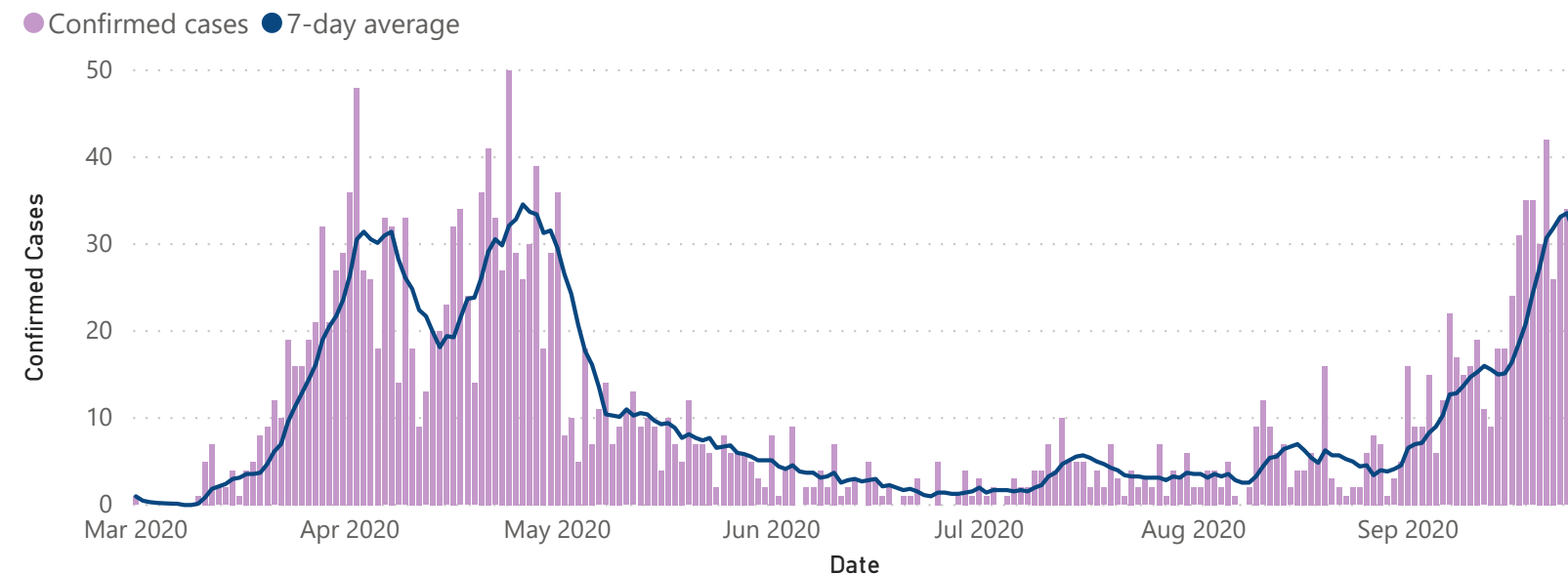




## Walsall Daily Confirmed Cases

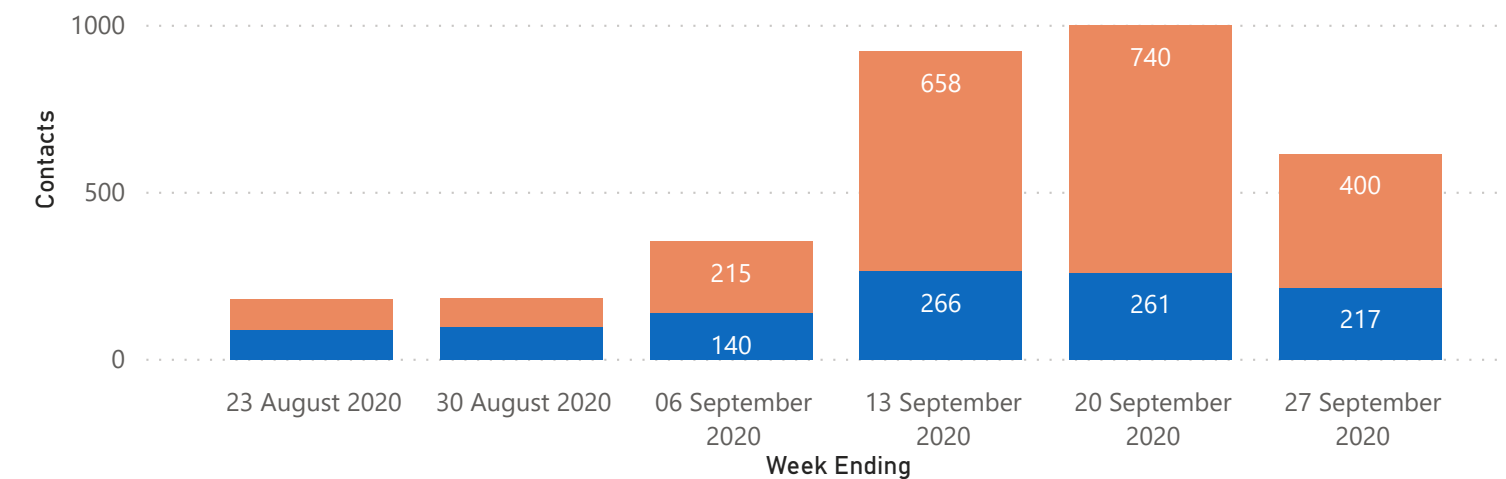
How many confirmed cases have been recorded in Walsall?



## COVID-19 Triage: Weekly 999/111 Calls &amp; Online

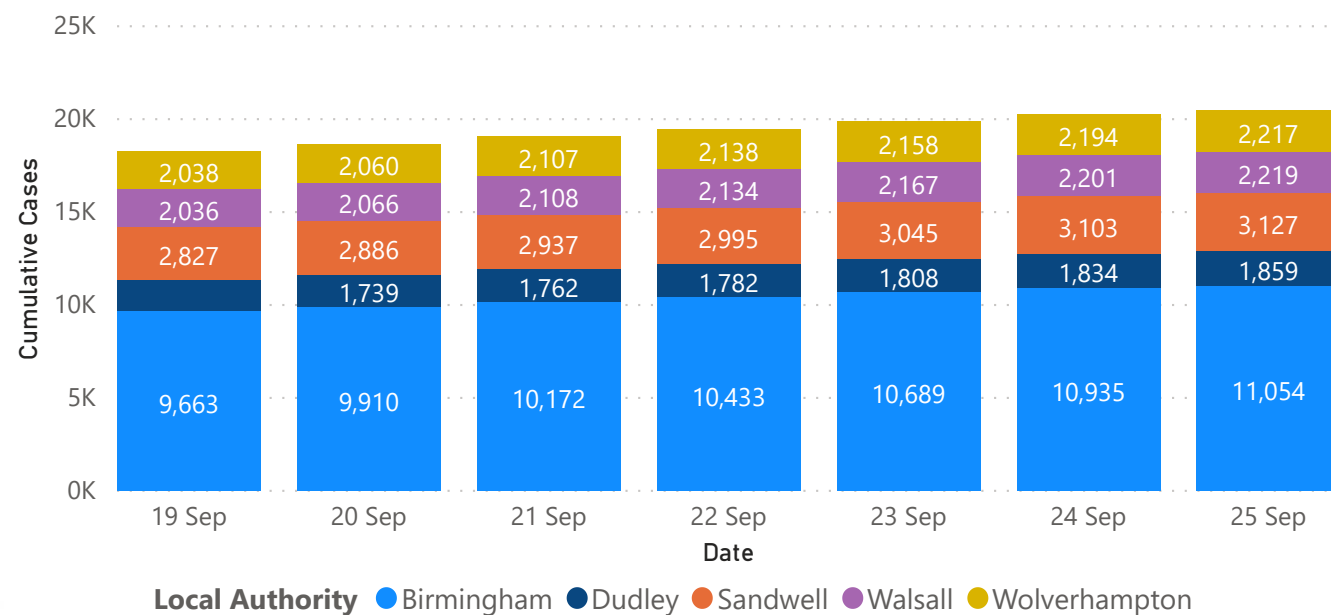
How many calls &amp; online assessments for potential symptoms?

Type Call Online



## COVID-19 Cases by Local Authority

How many confirmed cases by recent day?



## Regional Confirmed Cases

Birmingham &amp; The Black Country

Total Regional Cases

20,476

+2198

Over the previous 7 days

875

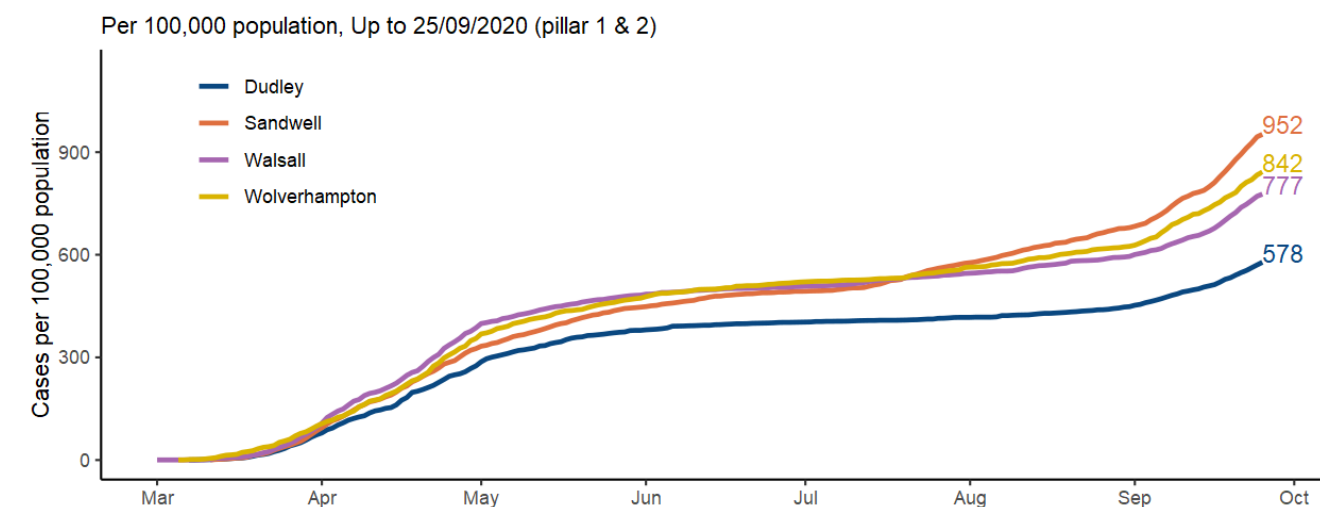
Cases per 100,000 population

+183

Over the previous 7 days  
in Walsall

## COVID-19 Cumulative Cases per 100,000 Population

How do we compare to other local areas?

Data Sources: [PHE Coronavirus Tracker](#), [NHS Digital](#)



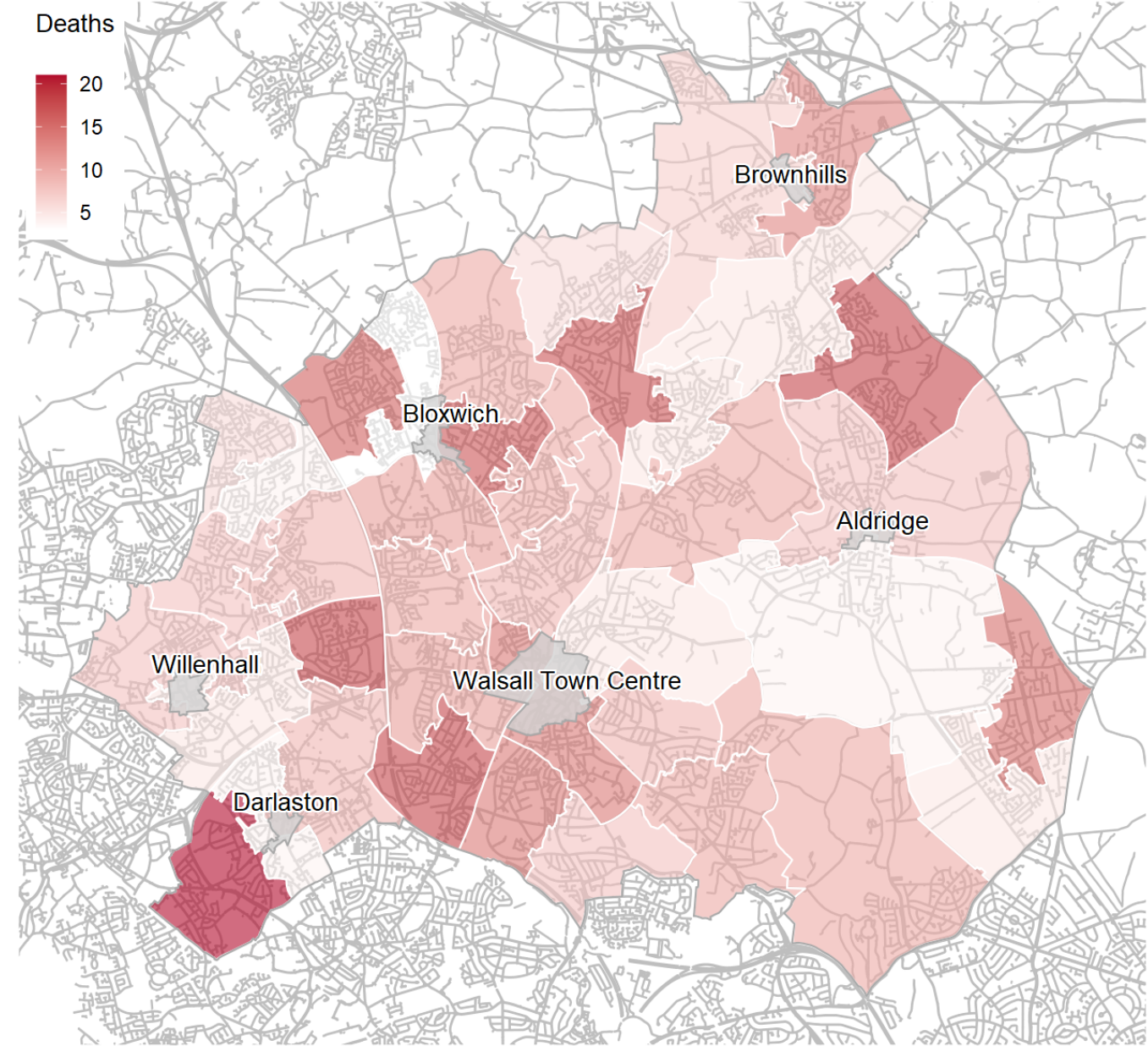
# Walsall Council Mortality: Distribution & Incidence

Mortality data is provided by the ONS & derived from Death Certificates where COVID-19 has contributed to, or been the primary cause of death. There can be up to a two week lag prior to release of new data.

## COVID-19 Registered Deaths by Neighbourhood (MSOA)

Where have COVID-19 deaths occurred?

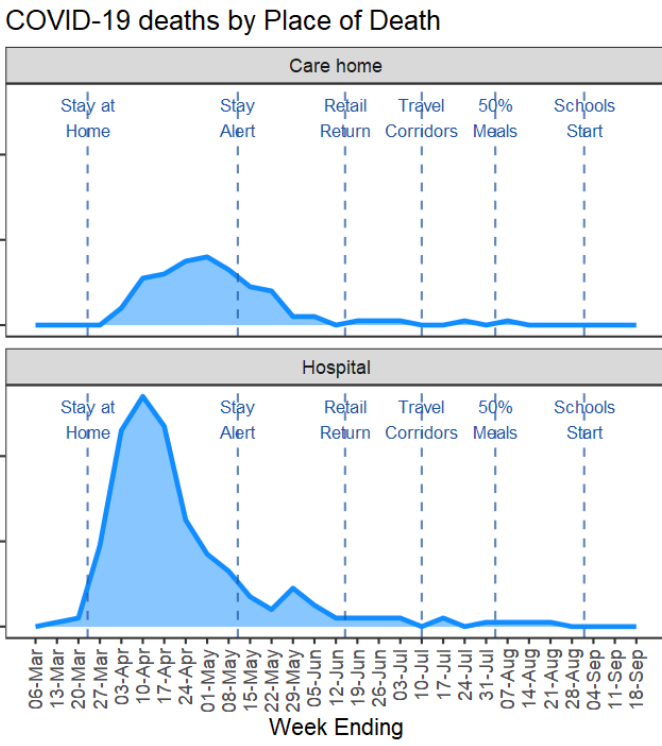
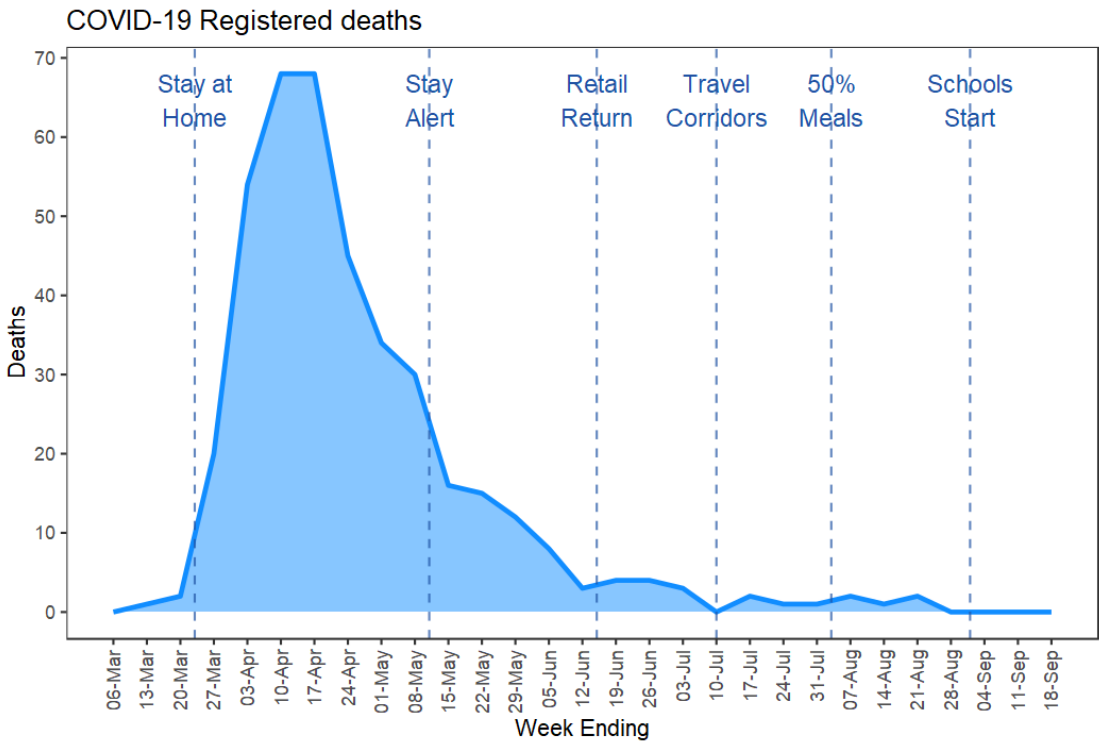
Registered in 2020, up to 31st July 2020



© Crown copyright and database rights 2020 Ordnance Survey 100019529

## Distribution of Mortality by Week

When did most COVID-19 registered deaths occur & how have they fluctuated over time?



## COVID-19 Mortality

How many COVID-19 deaths?

**396**

Walsall COVID-19 deaths registered as of **18 September 2020**

## Distribution of Mortality

When did each local area experience peak mortality?

Up to 18/09/2020 (week 38)

Birmingham	0	1	16	78	196	246	212	147	99	69	50	34	20	16	14	5	6	4	3	3	3	4	4	1	1	3	0	3	6
Walsall	0	1	2	20	54	68	68	45	34	30	16	15	12	8	3	4	4	3	0	2	1	1	2	1	2	0	0	0	0
Sandwell	0	0	6	16	50	76	64	44	25	20	21	12	14	6	7	6	2	2	1	1	2	1	1	0	1	1	1	0	2
Wolverhampton	0	2	15	25	59	45	51	22	34	14	12	11	7	6	4	4	4	1	1	1	0	0	0	1	2	2	0	1	1
Dudley	0	2	2	18	53	55	50	38	25	18	11	11	8	3	7	4	4	1	1	1	0	1	0	1	0	0	1	0	0
	06-Mar	13-Mar	20-Mar	27-Mar	03-Apr	10-Apr	17-Apr	24-Apr	01-May	08-May	15-May	22-May	29-May	05-Jun	12-Jun	19-Jun	26-Jun	03-Jul	10-Jul	17-Jul	24-Jul	31-Jul	07-Aug	14-Aug	21-Aug	28-Aug	04-Sep	11-Sep	18-Sep
	Week Ending																												

Data Source: [ONS Weekly Registered Deaths](#)