

**03 November 2015****Walsall Patients' Use of Hospitals Other Than Walsall Healthcare NHS Trust****Ward(s)** All**Portfolios:** All**Report:**

At its meeting on 02 July 2015, the Social Care and Health Overview and Scrutiny Committee requested information about the use by Walsall patients of hospitals in the West Midlands other than the Manor Hospital, Walsall.

The attached charts provide detail for 2014/15 of how Walsall patients used hospitals by NHS Region and by hospital for the West Midlands.

The data is further broken down by care type ie:

- Elective inpatient (patients admitted from a waiting list for planned hospital treatment needing an overnight stay)
- Day case (patients admitted from a waiting list for planned hospital treatment without an overnight stay)
- Emergency inpatient (patients admitted via A&E or urgent GP referral for unplanned hospital treatment)
- First outpatient (patients attending a first hospital outpatient appointment following referral by a GP or other healthcare professional)
- A&E (patients attending A&E by 999 ambulance, urgent GP referral or self-referral)

**Summary of Activity Flows**

Table 1: Total volume of activity and the percentage use of Walsall Healthcare NHS Trust in 2014/15 by Walsall patients

	Elective inpatients	Day cases	Emergency inpatients	1 <sup>st</sup> out-patients	A&E
% using WHT	58.1%	65.7%	77.8%	69.8%	70.0%
Total activity	5,371	25,412	29,261	116,165	79,036

Table 2: Use of other West Midlands Hospitals in 2014/15 by Walsall patients

	Elective inpatients	Day cases	Emergency inpatients	1 <sup>st</sup> out-patients	A&E
Royal Wolverhampton	29.2%	51.5%	56.2%	58.9%	60.6%
University Hospitals Birmingham	20.6%	8.1%	6.2%	4.8%	3.1%
Heart of England Foundation Trust	11.4%	13.1%	17.1%	12.0%	13.6%
Sandwell & West Birmingham	10.1%	11.5%	10.5%	12.9%	17.2%
Spire Little Aston	9.3%	5.4%	0%	3.2%	0%
Other	19.3%	10.3%	9.8%	8.2%	5.5%
Total W. Mids Activity (excluding Walsall Manor)	2,138	8,519	5,993	32,718	21,256

**Recommendations:**

**That Members receive the information requested about Walsall patients' use of hospitals in the West Midlands other than the Manor Hospital, Walsall.**

**Contact Officer:**

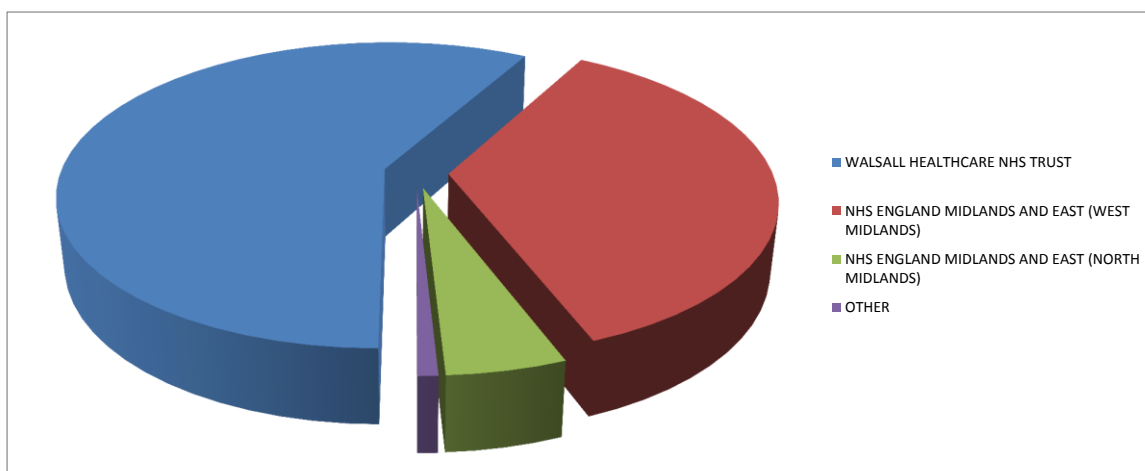
John Wicks, Interim Director of Commissioning, Transformation & Performance,  
Walsall CCG

☎. 01922 618308

John.wicks@walsall.nhs.uk

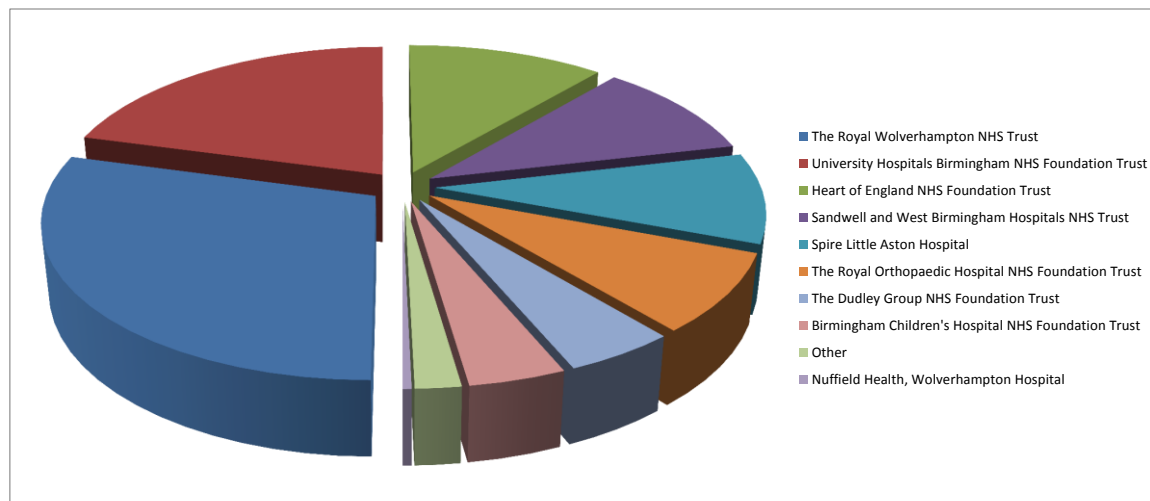
Elective inpatient activity, patients admitted to Walsall Healthcare NHS Trust and to other Hospitals by NHS Region

HOSPITAL	2014/15 ACTIVITY
WALSALL HEALTHCARE NHS TRUST	3,119
NHS ENGLAND MIDLANDS AND EAST (WEST MIDLANDS)	1,938
NHS ENGLAND MIDLANDS AND EAST (NORTH MIDLANDS)	268
OTHER	46



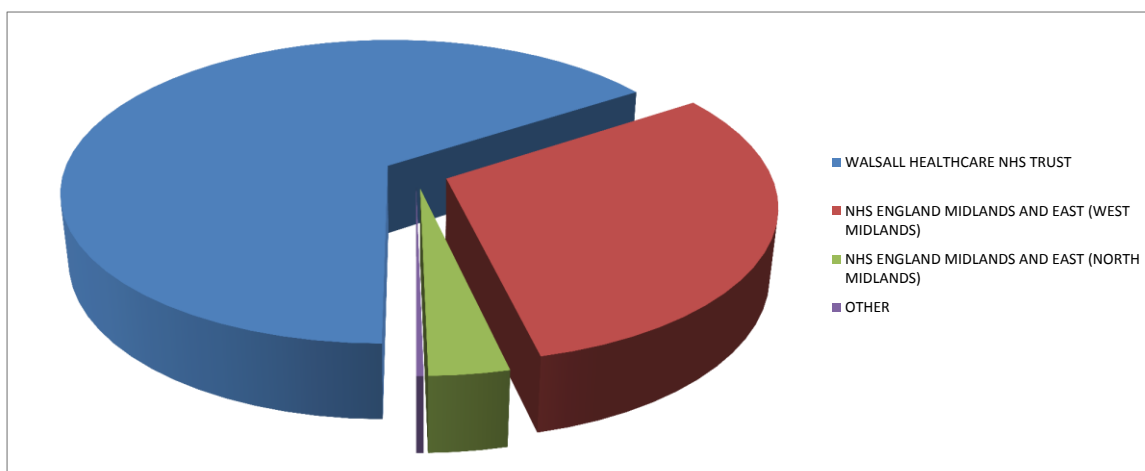
Elective inpatient activity, patients admitted outside Walsall to Hospitals in NHS Midlands and East (West and North Midlands)

HOSPITAL	2014/15 ACTIVITY
The Royal Wolverhampton NHS Trust	625
University Hospitals Birmingham NHS Foundation Trust	441
Heart of England NHS Foundation Trust	243
Sandwell and West Birmingham Hospitals NHS Trust	217
Spire Little Aston Hospital	200
The Royal Orthopaedic Hospital NHS Foundation Trust	175
The Dudley Group NHS Foundation Trust	101
Birmingham Children's Hospital NHS Foundation Trust	87
Other	41
Nuffield Health, Wolverhampton Hospital	8



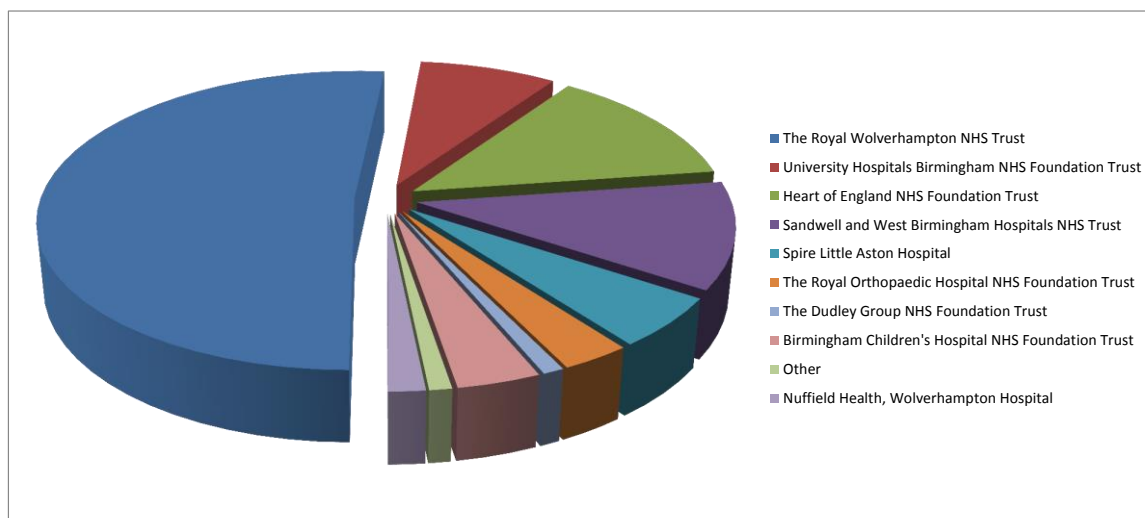
Day case activity, patients admitted to Walsall Healthcare NHS Trust and to other Hospitals by NHS Region

HOSPITAL	2014/15 ACTIVITY
WALSALL HEALTHCARE NHS TRUST	17,375
NHS ENGLAND MIDLANDS AND EAST (WEST MIDLANDS)	8,083
NHS ENGLAND MIDLANDS AND EAST (NORTH MIDLANDS)	876
OTHER	78



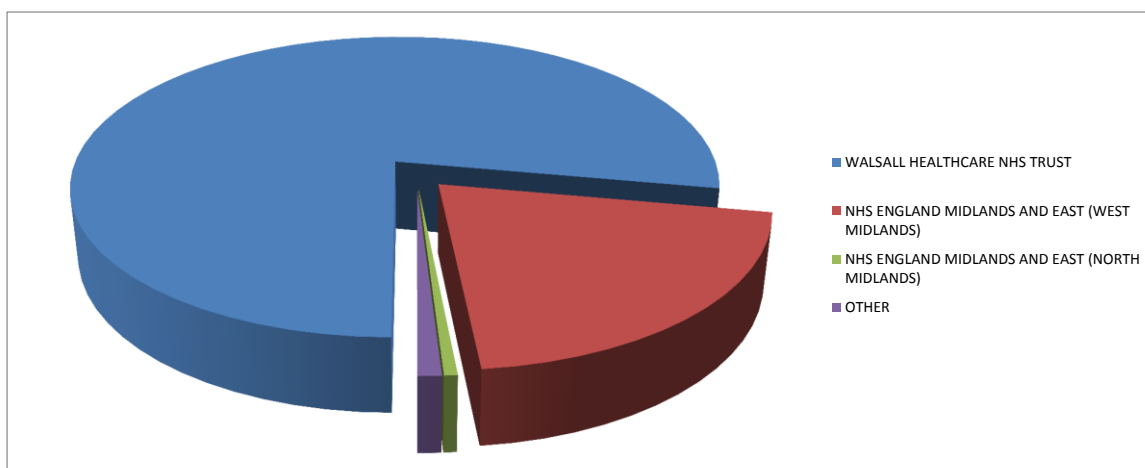
Day case activity, patients admitted outside Walsall to Hospitals in NHS Midlands and East (West and North Midlands)

HOSPITAL	2014/15 ACTIVITY
The Royal Wolverhampton NHS Trust	4,389
University Hospitals Birmingham NHS Foundation Trust	695
Heart of England NHS Foundation Trust	1,114
Sandwell and West Birmingham Hospitals NHS Trust	980
Spire Little Aston Hospital	461
The Royal Orthopaedic Hospital NHS Foundation Trust	262
The Dudley Group NHS Foundation Trust	80
Birmingham Children's Hospital NHS Foundation Trust	314
Other	85
Nuffield Health, Wolverhampton Hospital	139



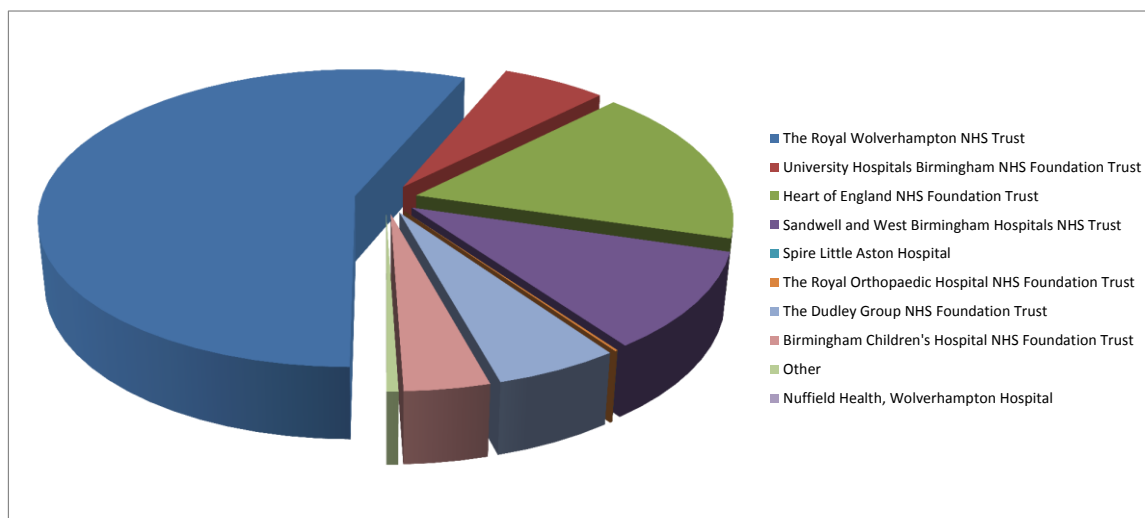
Emergency inpatient activity, patients admitted to Walsall Healthcare NHS Trust and to other Hospitals by NHS Region

HOSPITAL	2014/15 ACTIVITY
WALSALL HEALTHCARE NHS TRUST	22,777
NHS ENGLAND MIDLANDS AND EAST (WEST MIDLANDS)	6,031
NHS ENGLAND MIDLANDS AND EAST (NORTH MIDLANDS)	163
OTHER	290



Emergency inpatient activity, patients admitted outside Walsall to Hospitals in NHS Midlands and East (West and North Midlands)

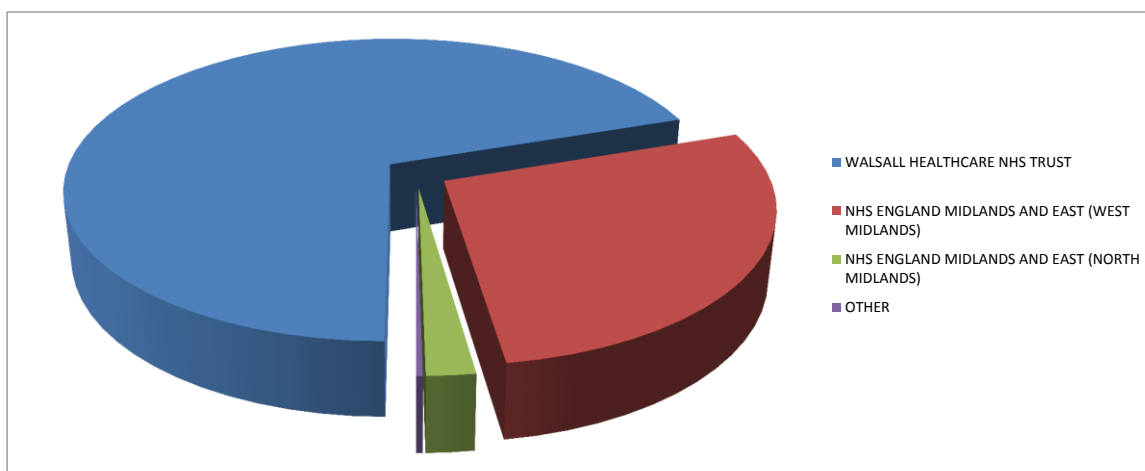
HOSPITAL	2014/15 ACTIVITY
The Royal Wolverhampton NHS Trust	3,373
University Hospitals Birmingham NHS Foundation Trust	372
Heart of England NHS Foundation Trust	1,025
Sandwell and West Birmingham Hospitals NHS Trust	631
Spire Little Aston Hospital	0
The Royal Orthopaedic Hospital NHS Foundation Trust	8
The Dudley Group NHS Foundation Trust	328
Birmingham Children's Hospital NHS Foundation Trust	225
Other	31
Nuffield Health, Wolverhampton Hospital	0





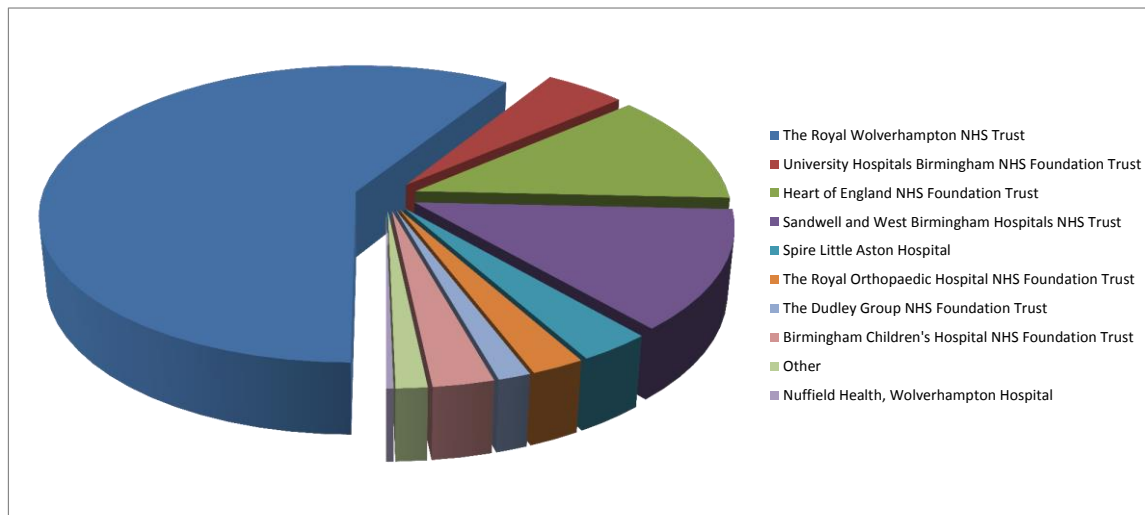
First outpatient activity, patients attending Walsall Healthcare NHS Trust and other Hospitals by NHS Region

HOSPITAL	2014/15 ACTIVITY
WALSALL HEALTHCARE NHS TRUST	80,388
NHS ENGLAND MIDLANDS AND EAST (WEST MIDLANDS)	32,133
NHS ENGLAND MIDLANDS AND EAST (NORTH MIDLANDS)	2,342
OTHER	302



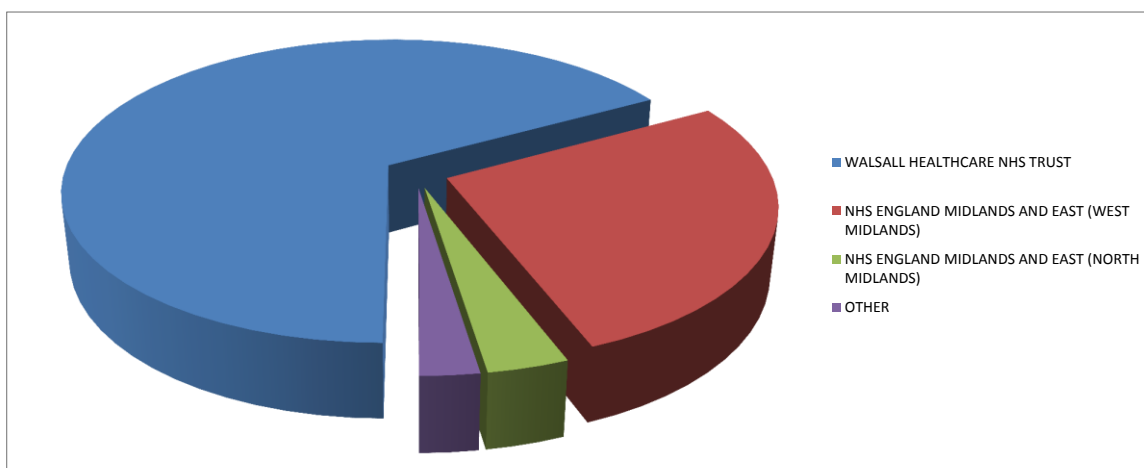
First outpatient attendance activity, patients attending outpatient clinics outside Walsall at Hospitals in NHS Midlands and East (West and North Midlands)

HOSPITAL	2014/15 ACTIVITY
The Royal Wolverhampton NHS Trust	19,265
University Hospitals Birmingham NHS Foundation Trust	1,575
Heart of England NHS Foundation Trust	3,929
Sandwell and West Birmingham Hospitals NHS Trust	4,225
Spire Little Aston Hospital	1,054
The Royal Orthopaedic Hospital NHS Foundation Trust	767
The Dudley Group NHS Foundation Trust	469
Birmingham Children's Hospital NHS Foundation Trust	881
Other	450
Nuffield Health, Wolverhampton Hospital	103



A&E activity, patients attending Walsall Healthcare NHS Trust and other Hospitals by NHS Region

HOSPITAL	2014/15 ACTIVITY
WALSALL HEALTHCARE NHS TRUST	52,953
NHS ENGLAND MIDLANDS AND EAST (WEST MIDLANDS)	21,454
NHS ENGLAND MIDLANDS AND EAST (NORTH MIDLANDS)	2,680
OTHER	1,949



A&E attendance activity, patients attending A&E outside Walsall at Hospitals in NHS Midlands and East (West and North Midlands)

HOSPITAL	2014/15 ACTIVITY
The Royal Wolverhampton NHS Trust	12,881
University Hospitals Birmingham NHS Foundation Trust	666
Heart of England NHS Foundation Trust	2,891
Sandwell and West Birmingham Hospitals NHS Trust	3,648
Spire Little Aston Hospital	0
The Royal Orthopaedic Hospital NHS Foundation Trust	0
The Dudley Group NHS Foundation Trust	403
Birmingham Children's Hospital NHS Foundation Trust	657
Other	110
Nuffield Health, Wolverhampton Hospital	0

