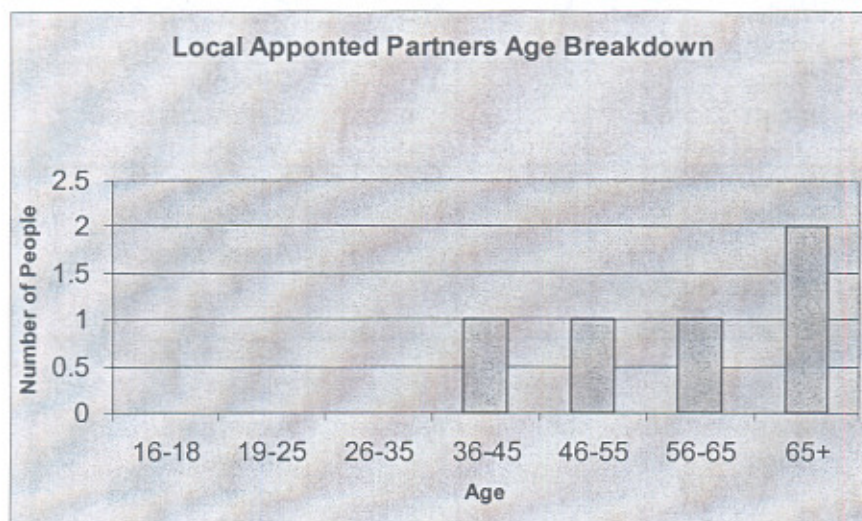
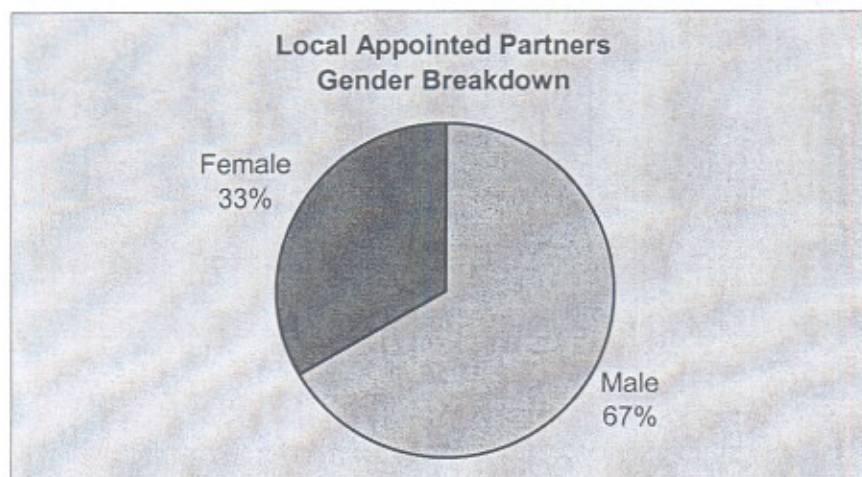



Aldridge South & Streetly LAP Vacancies - 18th January 2005

The current LAP membership for Aldridge South and Streetly LNP is as follows:





Data

Ethnicity	Age	Gender	Disabled	Organisation
White-British	Over 65	M	N	Colron Boys Football Club
White-British	56-65	M	Y	Streetly Neighbourhood Watch
White-British	46-55	M	N	Aldridge Residents Association
White-British	Over 65	F		
		F		Streetly Youth Club
White-British	36-45	M	N	Aldridge & Brownhills Housing Trust (WHG)

The table below outlines the demographic breakdown for Aldridge South and Streetly.

	Aldridge South & Streetly	Aldridge South	Streetly
Total Number of People	25,518	12,880.8	12,637.2
% Black & Ethnic Minority Population	3.6	2.9	4.3
% Aged under 18	20.2	20.2	20.3
% Aged over 64	20.9	22.1	19.6
% Aged 18-64	58.9	57.7	60.1

The LNP area has above the borough average for people aged 45 years and over.

Recommendations

- Ensure there is even representation of LAPs from Streetly and Aldridge South on the LNP
- It is advisable to encourage representation of Young People
- There is a high number of people aged 45+ on the LNP in comparison to the demographic breakdown, it is advisable to even this out.
- The BME population in Aldridge South and Streetly comprises of 3.6% of the population. It is not expected to have a representative from the BME community on the LNP but it is advisable to encourage their participation.