

BRIEFING NOTE

TO: Children and Young People – Scrutiny Panel

DATE: April 2010

RE: 2009 Validated examination results

Purpose

To provide information to the Scrutiny Panel on the 2009 validated results

Data and information points for Key Stage 2 and Key Stage 4

The performance of Walsall LA at Key Stage 2 level has vastly improved over the past 5 years. In terms of Maths attainment, Walsall LA has closed to within 1% of the National level; in 2005 this was a 5% gap. For the past two years the attainment of girls has exceeded the National level, highlighted by a 9% rise since 2005.

Key Stage 4 performance has also seen an improvement. The percentage of pupils attaining 5+ A*-C grades has improved by 14% since 2007. The gap between Walsall LA and National performance has also been reduced from 11% to 5% during this period. In 2005 the gap between girls performance nationally and locally stood at 11%, in 2009 this gap reduced to 2%.

The percentage of pupils who attain 5+ A*-C grades including English & Maths has increased by 8%, this has also helped to narrow the gap. In 2007 the gap between Walsall LA & the National level stood at 11%, in 2009 this had been reduced to 6%. The performance of girls showed the most improvement with a 10% increase in attainment over three years. This narrowed the gap in girls' attainment from 11% to 6% over the three year period.

The percentage of pupils who at the end of KS4 gaining 5+ A*-G grades is now at the National level which stands at 92%. This highlights an improvement of 7% from 2005 for Walsall LA.

In terms of the school thresholds the most significant increase has come within Maths KS2 Level 4+ attainment. In 2005 33% of Walsall LA Schools were falling below the 65% attainment threshold, in 2009 this figure had reduced to 10% of Schools.

The percentage of Black Caribbean pupils attaining Level 4+ in English at KS2 has improved from being 2% down against the National level in 2006 to being 6% up in 2009. Bangladeshi boys have also improved over the same period by 23% and have performed above the National level for the last two years.

The percentage of Black Caribbean pupils attaining Level 4+ in Maths at KS2 has improved by 20% since 2005, with the boys improving by 41% since 2006.

The percentage of Bangladeshi pupils attaining Level 4+ in Science at KS2 has increased by 14% since 2005. Both Bangladeshi boys and girls performed above the National level for the first time since 2005 in 2009.

The percentage of Black Caribbean pupils attaining 5+ A*-C grades at GCSE has vastly increased by 26% since 2005. During the last four years they have performed above the National level after being equal in 2005. Bangladeshi girls have made the greatest change since 2005, improving by 31%.

The percentage of Black Caribbean girls attaining 5+ A*-C including English & Maths grade has improved by 32% since 2005 compared to 7% nationally. White/Black Caribbean boys have narrowed the gap in their attainment from a deficit of 14% in 2005 to a 2% deficit in 2009 and show the greatest level of improvement.

Author

Sue Wedgwood

Assistant Managing Director, Walsall Children's Services-Serco

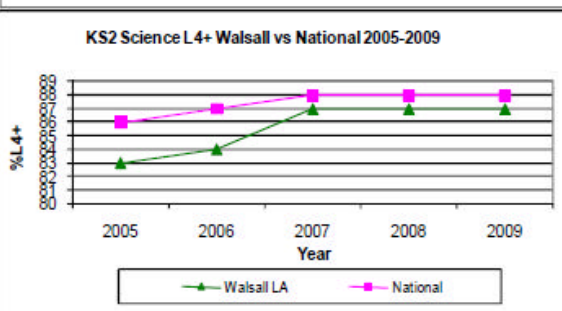
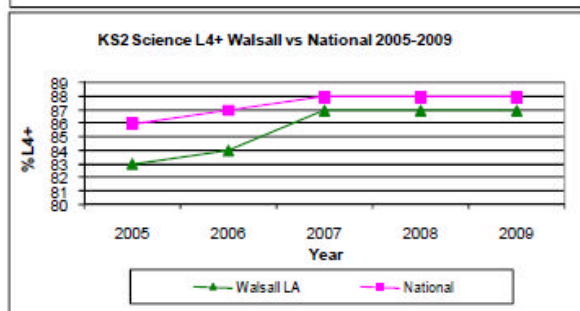
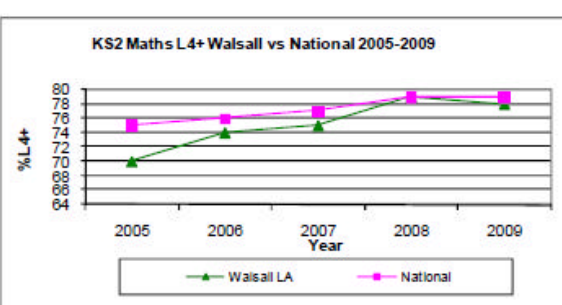
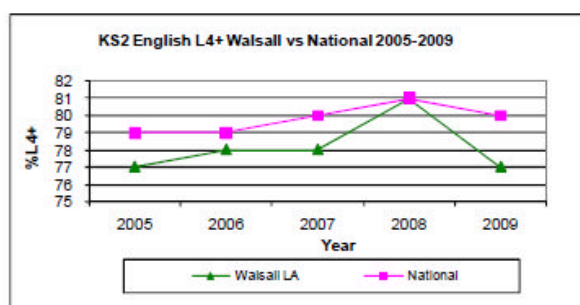
☎ 01922 686239

Sue.wedgwood@walsallcs.serco.com

Key Stage 2 Trends Over Time

%Level 4+		All						Boys						Girls					
		05	06	07	08	09	Imp 05-09	05	06	07	08	09	Imp 05-09	05	06	07	08	09	Imp 05-09
English	Walsall LA	77	78	78	81	77	0	72	72	74	75	72	0	81	84	83	86	83	2
	National	79	79	80	81	80	1	74	75	76	77	75	1	84	85	85	86	85	1
Maths	Walsall LA	70	74	75	79	78	8	71	73	78	78	78	7	70	74	73	80	79	9
	National	75	76	77	79	79	4	76	76	78	79	79	3	75	75	76	78	78	3
Science	Walsall LA	83	84	87	87	87	4	83	83	86	87	86	3	83	86	87	88	88	5
	National	86	87	88	88	88	2	86	86	87	87	88	2	87	87	88	89	89	2
Both En & Ma	Walsall LA	65	68	69	72	70	5	63	64	68	69	66	3	66	72	69	76	74	8
	National	69	70	71	72	72	3	67	68	70	70	70	3	71	72	73	75	75	4

%Level 5+		All						Boys						Girls					
		05	06	07	08	09	Imp 05-09	05	06	07	08	09	Imp 05-09	05	06	07	08	09	Imp 05-09
English	Walsall LA	25	29	29	27	24	-1	19	22	24	20	19	0	32	37	33	34	29	-3
	National	27	32	34	30	29	2	21	26	28	23	23	2	33	39	39	36	35	2
Maths	Walsall LA	26	28	27	28	31	5	29	30	31	31	34	5	23	27	23	25	28	5
	National	31	33	32	31	35	4	33	35	35	35	37	4	28	31	30	28	32	4
Science	Walsall LA	40	41	42	41	39	-1	42	40	43	39	39	-3	39	41	42	42	39	0
	National	47	46	47	44	43	-4	48	45	46	44	43	-5	46	46	47	45	43	-3
Both En & Ma	Walsall LA	16	18	18	16	16	0	14	16	18	14	14	0	18	21	17	18	18	0
	National	17	22	22	19	20	3	16	20	21	18	18	2	19	23	22	21	22	3



GCSE Trends Over Time

GCSE		All						Boys						Girls					
		05	06	07	08	09	Imp 05-09	05	06	07	08	09	Imp 05-09	05	06	07	08	09	Imp 05-09
% 5+ A*-C	Walsall LA	46	50	51	59	65	19	41	44	44	53	59	18	51	57	58	64	72	21
	National	57	59	62	65	70	13	52	54	58	60	66	14	62	63	66	69	74	12
% 5+ A*-C Inc E & M	Walsall LA	35	35	36	41	44	9	32	31	31	37	39	7	39	40	40	44	50	11
	National	43	46	47	48	50	7	41	42	42	43	46	5	49	50	51	52	54	5
% 5+ A*-G	Walsall LA	85	86	87	91	92	7	83	84	83	88	90	7	91	91	92	93	94	3
	National	90	91	92	92	92	2	88	88	90	89	90	2	93	93	94	94	94	2

